
ROCKWALL CITY COUNCIL REGULAR MEETING

Tuesday, September 5, 2023 - 5:00 PM

City Hall Council Chambers - 385 S. Goliad St., Rockwall, TX 75087

I. Call Public Meeting to Order

II. Executive Session

The City of Rockwall City Council will recess into executive session to discuss the following matter as authorized by chapter 551 of the Texas government code:

1. Discussion regarding (re)appointments to city regulatory boards and commissions, pursuant to §551.074 (Personnel Matters)
2. Discussion regarding legal advice associated with The Shores on Lake Ray Hubbard homeowners association (HOA) regulations, pursuant to Section 551.071 (Consultation with Attorney).
3. Discussion regarding legal advice associated with the N. TX Municipal Water District (NTMWD) v. City of Heath, pursuant to Section 551.071 (Consultation with Attorney)

III. Adjourn Executive Session

IV. Reconvene Public Meeting (6:00 P.M.)

V. Invocation and Pledge of Allegiance - Councilmember Lewis

VI. Proclamations / Awards / Recognitions

1. American Legion Day

VII. Appointment Items

1. Appointment with Planning & Zoning Commission representative to discuss and answer any questions regarding planning-related cases on the agenda.

VIII. Open Forum

This is a time for anyone to address the Council and public on any topic not already listed on the agenda or set for a public hearing. Per Council policy, public comments should be limited to three (3) minutes out of respect for others' time. On topics raised during Open Forum, please know Council is not permitted to respond to your comments during the meeting since the topic has not been specifically listed on the agenda (the Texas Open Meetings Act requires that topics of discussion/deliberation be posted on an agenda not less than 72 hours in advance of the Council meeting). This, in part, is so that other citizens who may have the same concern may also be involved in the discussion.

IX. Take Any Action as a Result of Executive Session

X. Consent Agenda

These agenda items are routine/administrative in nature, have previously been discussed at a prior City Council meeting, and/or they do not warrant Council deliberation. If you would like to discuss one of these items, please let the City Secretary know before the meeting starts so that you may speak during "Open Forum."

1. Consider approval of the minutes from the August 21, 2023 regular city council meeting, and take any action necessary.
2. Consider approval of the minutes from the August 23, 2023 budget work session meeting, and take any action necessary.
3. **Z2023-032** - Consider a request by Drew Donosky of Claymoore Engineering on behalf of Clay Cooley of 1540 East IH-30 Rockwall, LLC for the approval of an **ordinance** for a Specific Use Permit (SUP) superseding Ordinance No. 22-02 [S-266] and allowing the expansion of an existing Motor Vehicle Dealership (i.e. Clay Cooley Hyundai) being a 7.17-acre tract of land identified as Lot 2, Block 1, Rockwall Recreation Addition, City of Rockwall, Rockwall County, Texas, zoned Light Industrial (LI) District, situated within the IH-30 Overlay (IH-30 OV) District, addressed as 1540 E. IH-30, and take any action necessary **(2nd Reading)**.
4. **Z2023-033** - Consider a request by Dennis and Melissa Cain for the approval of an **ordinance** for a Specific Use Permit (SUP) for *Residential Infill Adjacent to an Established Subdivision* for the purpose of allowing the construction of a single-family home on a 12.00-acre tract of land identified as Tracts 8-01 & 8-02 of the W. T. DeWeese Survey, Abstract No. 71, City of Rockwall, Rockwall County, Texas, zoned Agricultural (AG) District, addressed as 803 Dalton Road, and take any action necessary **(2nd Reading)**.
5. **Z2023-034** - Consider a request by Dakota, Claire, Austen, and Sara Brewer for the approval of an **ordinance** for a Zoning Change from a Single-Family Estate 4.0 (SFE-4.0) District to a Single-Family 1.5 (SFE-1.5) District for a 5.24-acre tract of land identified as a Tract 4-2 of the W. W. Ford Survey, Abstract No. 80 and a 2.41-acre portion of Tract 4-06 of the W.W. Ford Survey, Abstract 80, City of Rockwall, Rockwall County, Texas, zoned Single-Family Estate 4.0 (SFE-4.0) District, addressed as 626 Cullins Road, and take any action necessary **(2nd Reading)**.
6. **Z2023-035** - Consider a request by Renee Ward, PE of Weir & Associates, Inc. on behalf of Conor Keilty, AIA of Structured REA-Rockwall Land, LLC for the approval of an **ordinance** for a Specific Use Permit (SUP) amending *Ordinance No. 22-52 [S-287]* for a *Golf Driving Range* on an 7.955-acre tract of land being portions of a larger 18.131-acre tract of land and a 12.868-acre tract of land identified as Tract 22 & 22-2 of the R. Irvine Survey, Abstract No. 120, City of Rockwall, Rockwall County, Texas, zoned Commercial (C) District, situated within the IH-30 Overlay (IH-30 OV) District, generally located near the terminus of Fit Sport Life Boulevard, and take any action necessary **(2nd Reading)**.
7. **Z2023-036** - Consider a request by Richard Expo on behalf of Ryszard Waszczuk for the approval of an **ordinance** for a Specific Use Permit (SUP) for a *Carport* that does not meet the minimum requirements on an 0.3492-acre parcel of land identified as Lot 7, Block A, Solar Village Addition, City of Rockwall, Rockwall County, Texas, zoned Single-Family 7 (SF-7) District, addressed as 820 E. Heath Street, and take any action necessary **(2nd Reading)**.

8. **Z2023-037** - Consider a request by James and Mary Blocker for the approval of an **ordinance** for a Specific Use Permit (SUP) for an Accessory Building on a 0.1199-acre parcel of land identified as Lot 8, Block A, Newport Place Addition, City of Rockwall, Rockwall County, Texas, zoned Planned Development District 19 (PD-19), addressed as 1796 Mystic Street, and take any action necessary **(2nd Reading)**.
9. **P2023-023** - Consider a request by Rachel Reynolds for the approval of a Final Plat for Lot 1, Block A, Right at Home Healthcare Addition being a 0.23-acre tract of land identified as Lot 30, Block 22 Amick Addition, City of Rockwall, Rockwall County, Texas, zoned Planned Development District 50 (PD-50) for Residential Office (RO) District, situated within the North Goliad Corridor Overlay (NGC OV) District, addressed as 703 N. Goliad Street, and take any action necessary.
10. **P2023-024** - Consider a request by Dub Douphrate of Douphrate and Associates on behalf of Howard Barrett for the approval of a Final Plat for Lots 1 & 2, Block A, Barrett Heights Addition being a 1.60-acre tract of land identified as Lots 1 & 2 of the Green Valley Addition and Tract 32 of the H. B. Jones Survey, Abstract No. 124, City of Rockwall, Rockwall County, Texas, zoned Planned Development District 69 (PD-69) for Residential-Office (RO) District, situated within the North SH-205 Overlay (N. SH-205 OV) District, addressed as 1203 & 1205 S. Goliad Street [SH-205].
11. **P2023-025** - Consider a request by Dewayne Zinn of Cross Engineering Consultants, Inc. on behalf of Brad Helmer of Heritage Christian Academy for the approval of a Replat for Lot 2, Block A, Heritage Christian Academy Addition being a 6.64-acre parcel of land identified as Lot 1, Block A, Heritage Christian Academy Addition, City of Rockwall, Rockwall County, Texas, zoned Multi-Family 14 (MF-14) District, situated within the SH-205 Overlay (SH-205 OV) District, addressed as 1408 S. Goliad Street, and take any action necessary.
12. **P2023-026** - Consider a request by Robert Howman of Glenn Engineering on behalf of Brad Helmer of Heritage Christian Academy for the approval of a Replat for Lot 3, Block A, Heritage Christian Academy, Phase 2 Addition being a 6.626-acre parcel of land identified as Lot 2, Block A, Heritage Christian Academy, Phase 2 Addition, City of Rockwall, Rockwall County, Texas, zoned Planned Development District 27 (PD-27) for Multi-Family 15 (MF-15) District land uses, located west of the intersection of Damascus Road and S. Goliad Street [SH-205], and take any action necessary.
13. **P2023-027** - Consider a request by Ariana Kistner of Meals on Wheels Senior Services of Rockwall and Christopher Touoboun for the approval of a Final Plat for Lots 1 & 2, Block A, Airport South Addition being a 6.21-acre tract of land identified as a portion of Tract 4 and all of Tract 2 of the D Harr. Survey, Abstract No. 102, City of Rockwall, Rockwall County, Texas, zoned Light Industrial (LI) District, situated within the Airport Overlay (AP OV) District, addressed as 1780 Airport Road, and take any action necessary.
14. **P2023-028** - Consider a request by Arlyn Samuelson of Westwood Professional Services on behalf of Carolina Molina of Avaplast US, Inc. for the approval of a Replat for Lot 3, Block 1, Indalloy Addition being a 42.991-acre tract of land identified as Lot 2, Block 1, Indalloy Addition, City of Rockwall, Rockwall County, Texas, zoned Light Industrial (LI) District, addressed as 11480 Justin Road, and take any action necessary.

XI. Public Hearing Items

If you would like to speak regarding an item listed below, please turn in a (yellow) "Request to Address City Council" form to the City Secretary either before the meeting or as you approach the podium. The Mayor or Mayor Pro Tem will call upon you to come forth at the proper time. Please limit your comments to no more than three minutes.

1. Hold a public hearing to receive comments regarding the Proposed FY2024 City of Rockwall Budget and tax rate, and take any action necessary.

XII. Action Items

If your comments are regarding an agenda item below, you are asked to speak during Open Forum.

1. Discuss and consider (re)appointments to the city's Youth Advisory Council (YAC) for the 2023-2024 school year, and take any action necessary.

XIII. City Manager's Report, Departmental Reports and Related Discussions Pertaining To Current City Activities, Upcoming Meetings, Future Legislative Activities, and Other Related Matters.

1. Building Inspections Department Monthly Report - July 2023
2. Fire Department Monthly Report - July 2023
3. Parks & Recreation Department Monthly Report - July 2023
4. Police Department Monthly Report - July 2023
5. Sales Tax Historical Comparison
6. Water Consumption Historical Statistics

XIV. Adjournment

This facility is wheelchair accessible and accessible parking spaces are available. Request for accommodations or interpretive services must be made 48 hours prior to this meeting. Please contact the City Secretary's Office at (972) 771-7700 or FAX (972) 771-7727 for further information.

The City of Rockwall City Council reserves the right to adjourn into executive session at any time to discuss any of the matters listed on the agenda above, as authorized by Texas Government Code – Sec. 551.071 (Consultation with Attorney) Sec. 551.072 (Deliberations about Real Property) Sec. 551.074 (Personnel Matters) and Sec. 551.087 (Economic Development)

I, Kristy Teague, City Secretary for the City of Rockwall, Texas, do hereby certify that this Agenda was posted at City Hall, in a place readily accessible to the general public at all times, on the 1st day of Sept., 2023 at 4:30 PM and remained so posted for at least 72 continuous hours preceding the scheduled time of said meeting.

Kristy Teague, City Secretary
or Margaret Delaney, Asst. to the City Sect.

Date Removed

Rockwall, Texas Proclamation

Whereas, the American Legion was chartered by Congress in 1919 on September 16th as a wartime veterans organization based on the four pillars of Veterans Affairs & Rehabilitation, National Security, Americanism, and Children & Youth; and

Whereas, over the years, the American Legion has become a preeminent community-service organization, which now numbers nearly 2 million members - men and women - in over 13,000 posts worldwide; and

Whereas, the American Legion provides a variety of programs that support the four pillars and benefit our nation's veterans, its service members, their families, the youth of American and its citizens; and

Whereas, the members of the American Legion are dedicated to upholding the ideals of freedom and democracy while working to make a difference in the lives of fellow Americans; and

Now, Therefore, I, Trace Johannesen, Mayor of the City of Rockwall, Texas, do hereby proclaim **September 16, 2023** as:

American Legion Day

in the City of Rockwall and urge all citizens to recognize and say, "Thank you!" to the members of Legionnaires in our city for their many contributions to our community.

In Witness Whereof, I hereunto set my hand and official seal this 5th day of September, 2023.



Trace Johannesen, Mayor

ROCKWALL CITY COUNCIL REGULAR MEETING

Monday, August 21, 2023 - 5:00 PM

City Hall Council Chambers - 385 Goliad St., Rockwall, TX 75087

I. CALL PUBLIC MEETING TO ORDER

Mayor Johannesen called the public meeting to order at 5:00 p.m. Present were Mayor Trace Johannesen, Mayor Pro Tem Anna Campbell and Councilmembers Sedric Thomas, Mark Moeller, Clarence Jorif, Dennis Lewis and Tim McCallum. Also present were City Manager Mary Smith, Assistant City Manager Joey Boyd and City Attorney Frank Garza. Mayor Johannesen read the below-listed discussion items into the record before recessing the public meeting to go into Executive Session.

II. EXECUTIVE SESSION.

THE CITY OF ROCKWALL CITY COUNCIL WILL RECESS INTO EXECUTIVE SESSION TO DISCUSS THE FOLLOWING MATTER(S) AS AUTHORIZED BY CHAPTER 551 OF THE TEXAS GOVERNMENT CODE:

1. Discussion regarding (re)appointments to city regulatory boards and commissions, including conducting applicant interviews, pursuant to §551.074 (Personnel Matters)

III. ADJOURN EXECUTIVE SESSION

Council adjourned from Ex. Session at 6:00 p.m.

IV. RECONVENE PUBLIC MEETING (6:00 P.M.)

Mayor Johannesen reconvened the public meeting at 6:00 p.m.

V. INVOCATION AND PLEDGE OF ALLEGIANCE - MAYOR TRACE JOHANNESSEN

Mayor Johannesen delivered the invocation and led the Pledge of Allegiance.

VI. APPOINTMENT ITEMS

1. Appointment with Planning & Zoning Commission representative to discuss and answer any questions regarding planning-related cases on the agenda.

Derek Deckard, Chairman of the P&Z Commission, briefed Council on recommendations of the Commission relative to planning-related agenda items on tonight's meeting agenda. Council took no action following Mr. Deckard's comments.

VII. OPEN FORUM

Mayor Johannesen explained how Open Forum is conducted, asking if anyone would like to come forth and speak at this time. There being no one indicating such, he then closed Open Forum.

VIII. TAKE ANY ACTION AS A RESULT OF EXECUTIVE SESSION

Council took no action as a result of Ex. Session.

IX. CONSENT AGENDA

1. Consider approval of the minutes from the August 7, 2023 regular city council meeting, and take any action necessary.

2. **Z2023-031** - Consider a request by Manuel Tijerina for the approval of an **ordinance** for a *Specific Use Permit (SUP)* for *Residential Infill in an Established Subdivision* for the purpose of constructing a single-family home on a 0.248-acre parcel of land identified as Lot 13, Block A, Highridge Estate Subdivision, City of Rockwall, Rockwall County, Texas, zoned Single-Family 10 (SF-10) District, addressed as 709 Forest Trace, and take any action necessary **(2nd Reading)**.
3. Consider an ordinance approving a negotiated settlement between the Atmos Cities Steering Committee and Atmos Energy Corporation, Mid-Tex Division regarding the 2023 Rate Review Mechanism filing, adopting tariffs as part of the settlement, and take any action necessary.
4. Discuss and consider review and acceptance of a “Certificate of Insufficiency” related to a local option election petition circulated within the City of Rockwall, and take any action necessary.
5. Consider approval of an emergency repair performed by Bluefrog Plumbing in the amount of \$43,897 for plumbing repairs at the Rockwall Police Department, amending the FY 23 Internal Operations Department Operating Budget for the same amount, utilizing General Fund Reserves, and take any action necessary.

Councilmember Moeller pulled item #4 for further discussion. Councilmember Jorif moved to approve the remaining Consent Agenda items (#s 1, 2, 3 and 5). Councilmember Thomas seconded the motion. The ordinance captions were read as follows:

**CITY OF ROCKWALL
ORDINANCE NO. 23-42
SPECIFIC USE PERMIT NO. S-309**

AN ORDINANCE OF THE CITY COUNCIL OF THE CITY OF ROCKWALL, TEXAS, AMENDING THE UNIFIED DEVELOPMENT CODE (UDC) [ORDINANCE NO. 20-02] OF THE CITY OF ROCKWALL, ROCKWALL COUNTY, TEXAS, AS PREVIOUSLY AMENDED, SO AS TO GRANT A SPECIFIC USE PERMIT (SUP) FOR *RESIDENTIAL INFILL IN AN ESTABLISHED SUBDIVISION* TO ALLOW THE CONSTRUCTION OF A SINGLE-FAMILY HOME ON A 0.248-ACRE PARCEL OF LAND, IDENTIFIED AS LOT 13, BLOCK A, HIGHRIDGE ESTATES ADDITION, CITY OF ROCKWALL, ROCKWALL COUNTY, TEXAS; AND MORE SPECIFICALLY DESCRIBED AND DEPICTED IN *EXHIBIT ‘A’* OF THIS ORDINANCE; PROVIDING FOR SPECIAL CONDITIONS; PROVIDING FOR A PENALTY OF FINE NOT TO EXCEED THE SUM OF TWO THOUSAND DOLLARS (\$2,000.00) FOR EACH OFFENSE; PROVIDING FOR A SEVERABILITY CLAUSE; PROVIDING FOR A REPEALER CLAUSE; PROVIDING FOR AN EFFECTIVE DATE.

**CITY OF ROCKWALL
ORDINANCE NO. 23-43**

AN ORDINANCE OF THE CITY COUNCIL OF THE CITY OF ROCKWALL, TEXAS APPROVING A NEGOTIATED SETTLEMENT BETWEEN THE ATMOS CITIES STEERING COMMITTEE (“ACSC”) AND ATMOS ENERGY CORP., MID-TEX DIVISION REGARDING THE COMPANY’S 2023 RATE REVIEW MECHANISM FILING; DECLARING EXISTING RATES TO BE UNREASONABLE; ADOPTING TARIFFS THAT REFLECT RATE ADJUSTMENTS CONSISTENT WITH THE NEGOTIATED SETTLEMENT; FINDING THE RATES TO BE SET BY THE ATTACHED SETTLEMENT TARIFFS TO BE JUST AND REASONABLE AND IN THE PUBLIC INTEREST; APPROVING AN ATTACHMENT ESTABLISHING A BENCHMARK FOR PENSIONS AND RETIREE MEDICAL BENEFITS; REQUIRING THE COMPANY TO REIMBURSE ACSC’S REASONABLE RATEMAKING EXPENSES; DETERMINING THAT THIS ORDINANCE WAS PASSED IN ACCORDANCE WITH THE REQUIREMENTS OF THE TEXAS OPEN MEETINGS ACT; ADOPTING A SAVINGS CLAUSE; DECLARING AN EFFECTIVE DATE; AND REQUIRING DELIVERY OF THIS ORDINANCE TO THE COMPANY AND THE ACSC’S LEGAL COUNSEL.

The motion to approve the items passed by a vote of 7 ayes to 0 nays.

Regarding Consent Agenda item #4, Councilmember Moeller expressed that this (local option election) petition was an important one that a lot of work went into, and it warrants additional explanation. Councilmember Moeller went on to point out some of the main points contained within the “Certificate of Insufficiency.” He did so, and an image of the actual Certificate of Insufficiency is hereby inserted in the minutes as follows:

**CERTIFICATE OF INSUFFICIENCY OF PETITION
FOR LOCAL OPTION ELECTION**

I Kristy Teague, City Secretary of the City of Rockwall, Texas, hereby certify that:

The initiative petition proposing that a local option election be called in accordance with the terms and provisions of Title 17, Chapter 277 of the Texas Election Code in the City of Rockwall to allow the "legal sale of all alcoholic beverages for off-premise consumption only" was filed with the City Secretary on July 18, 2023.

At the time of filing, the Petition was comprised of **951 pages** containing **8,729 signatures**.

In accordance with the Section 501.032 of the Texas Election Code, the number of signatures required for a sufficient local option election petition is thirty-five percent (35%) of the qualified voters in the most recent gubernatorial election. Per the last gubernatorial election, the number of registered voters of the City of Rockwall who voted in the most recent gubernatorial election was: 18,786; therefore the **petitioner was required to provide 6,576 valid signatures**.

Based on verification against the voter registration rolls obtained from Rockwall County, I have determined the following facts regarding this local option Petition.

The raw-count number of signatures filed with the Petition was 8,729. The required number of valid signatures is 6,576. Based on the review of every Petition and line, it has been determined that the petition does *not* meet the requirement for the minimum number of signatures of valid voters, based on the required minimum of 6,576 valid signatures. Of the signatures submitted and checked, 2,481 of the Petition lines were disqualified. The reasons for the Petition lines being disqualified are as follows: (1) on account of bearing signature of persons not living in the City of Rockwall, 458 Petition lines were disqualified; (2) on account of bearing signature of persons not on the voter list, 618 Petition lines were disqualified; (3) on account of required Petition information not being provided, 393 Petition lines were disqualified; and (4) on account for signatures not matching Rockwall County Election records, 1012 Petition lines were disqualified. The remaining 6,248 Petition lines were validated as providing the required information.

Based on the above, **the Petition is determined to be insufficient by at least 328 qualified entries**.

IN WITNESS WHEREOF, I have hereunto set my hand and affixed the official seal of the City of Rockwall on this the 8th day of August, 2023.





Kristy Teague
City Secretary – Rockwall, TX

Councilmembers thanked staff for their hard work and efforts towards showing impartiality and towards verifying the signatures on the petition. City Secretary, Kristy Teague thanked the entire team of city staff who assisted with the efforts, pointing out that staff from several different city departments came together to help with the verification. Following brief, additional comments, Councilmember Lewis moved to approve Consent Agenda item #4. Councilmember Thomas seconded the motion, which passed by a vote of 7 ayes to 0 nays.

X. PUBLIC HEARING ITEMS

1. **Z2023-033** - Hold a public hearing to discuss and consider a request by Dennis and Melissa Cain for the approval of an **ordinance** for a Specific Use Permit (SUP) for *Residential Infill Adjacent to an Established Subdivision* for the purpose of allowing the construction of a single-family home on a 12.00-acre tract of land identified as Tracts 8-01 & 8-02 of the W. T. DeWeese Survey, Abstract No. 71, City of Rockwall, Rockwall County, Texas, zoned Agricultural (AG) District, addressed as 803 Dalton Road, and take any action necessary (**1st Reading**).

Planning Director, Ryan Miller provided background information concerning this agenda item. The applicant is wanting to construct a 9,436 square foot single family and an 862 square foot guest quarters/secondary living unit. This property is directly adjacent to The Shores North subdivision. Council is being asked to look at the size, location and architecture of what is being proposed in this case compared to the existing, surrounding housing product(s) in the area. The proposed guest quarters is substantially smaller than what the city's regulations allow for, and the proposed home and guest quarters do meet all of the city's zoning requirements. In addition, ninety-two notices were sent out to adjacent property and home owners located within 500' of the subject property. One notice was received back in favor, and one was received back in opposition. A third notice was received, but it was unclear if it was 'for' or 'against' the proposed home and guest quarters. In addition, the city's P&Z Commission approved a motion to recommend approval of this SUP request by a vote of 5 to 0 , with one commissioner (Hustings) being absent.

Mayor Johannesen opened the public hearing, asking if anyone would like to come forth and speak at this time. There being no one indicating such, he then closed the public hearing.

Councilmember McCallum briefly commented and then moved to approve Z2023-033. Councilmember Moeller seconded the motion. The ordinance caption was read as follows:

**CITY OF ROCKWALL
ORDINANCE NO. 23-XX
SPECIFIC USE PERMIT NO. S-2XX**

AN ORDINANCE OF THE CITY COUNCIL OF THE CITY OF ROCKWALL, TEXAS, AMENDING THE UNIFIED DEVELOPMENT CODE (UDC) [ORDINANCE NO. 20-02] OF THE CITY OF ROCKWALL, ROCKWALL COUNTY, TEXAS, AS PREVIOUSLY AMENDED, SO AS TO GRANT A SPECIFIC USE PERMIT (SUP) FOR *RESIDENTIAL INFILL ADJACENT TO AN ESTABLISHED SUBDIVISION* TO ALLOW THE CONSTRUCTION OF A SINGLE-FAMILY HOME AND GUEST QUARTERS/SECONDARY LIVING UNIT ON A 12.00-ACRE TRACT OF LAND, IDENTIFIED AS TRACTS 8-01 & 8-02 OF THE W.T. DEWEESE SURVEY, ABSTRACT NO. 71, CITY OF ROCKWALL, ROCKWALL COUNTY, TEXAS; AND MORE SPECIFICALLY DESCRIBED AND DEPICTED IN *EXHIBIT 'A'* OF THIS ORDINANCE; PROVIDING FOR SPECIAL CONDITIONS; PROVIDING FOR A PENALTY OF FINE NOT TO EXCEED THE SUM OF TWO THOUSAND DOLLARS (\$2,000.00) FOR EACH OFFENSE; PROVIDING FOR A SEVERABILITY CLAUSE; PROVIDING FOR A REPEALER CLAUSE; PROVIDING FOR AN EFFECTIVE DATE.

The motion passed by a vote of 7 ayes to 0 nays.

2. **Z2023-034** - Hold a public hearing to discuss and consider a request by Dakota, Claire, Austen, and Sara Brewer for the approval of an **ordinance** for a Zoning Change from a Single-Family Estate 4.0 (SFE-4.0) District to a Single-Family 1.5 (SFE-1.5) District for a 5.24-acre tract of land identified as a Tract 4-2 of the W. W. Ford Survey, Abstract No. 80 and a 2.41-acre portion of Tract 4-06 of the W.W. Ford Survey, Abstract 80, City of Rockwall, Rockwall County, Texas, zoned Single-Family Estate 4.0 (SFE-4.0) District, addressed as 626 Cullins Road, and take any action necessary (**1st Reading**).

Planning Director, Ryan Miller provided background information concerning this agenda item. Earlier this year there was a zoning case to change this property from AG to a "Single-Family 4.0 District" so that the applicant at that time could put this into one, single property. However, the property has since changed ownership, and the new owner would like to change the zoning so that it can be subdivided into three, separate land parcels. The

subdivision plan that was submitted related to this request did not meet the city's lot depth requirements, so a variance was required. So, the applicant had to go before the city's Board of Adjustments, and the BOA did ultimately grant the request back in July of this year. The area is designated for low-density (2.5 units per acre), residential land uses. It allows for one dwelling unit per 1.5 acres. All other aspects of the case are conforming to the city's Comprehensive Plan. The P&Z Commission did vote 5 to 0 to recommend approval of this case to the City Council. In addition, city staff sent out 11 property owner notices to those living within 500 feet of the subject property. However, staff has not received any notices in return.

Mayor Johannesen opened the public hearing and asked if anyone would like to speak at this time. No one indicated such, so he closed the public hearing.

Councilmember McCallum sought and received brief clarification from Mr. Miller regarding how the property will be subdivided into three lots and which direction each lot will face. McCallum then moved to approve Z2023-034. Councilmember Lewis seconded the motion. The ordinance caption was read as follows:

**CITY OF ROCKWALL
ORDINANCE NO. 23-XX**

AN ORDINANCE OF THE CITY COUNCIL OF THE CITY OF ROCKWALL, TEXAS, AMENDING THE UNIFIED DEVELOPMENT CODE [ORDINANCE NO. 20-02] OF THE CITY OF ROCKWALL, AS HERETOFORE AMENDED, SO AS TO APPROVE A CHANGE IN ZONING FROM A SINGLE-FAMILY ESTATE 4.0 (SFE-4.0) DISTRICT TO A SINGLE-FAMILY ESTATE 1.5 (SFE-1.5) DISTRICT FOR A 5.24-ACRE TRACT OF LAND IDENTIFIED AS A TRACT 4-2 OF THE W. W. FORD SURVEY, ABSTRACT NO. 80, AND A PORTION OF TRACT 4-06 OF THE W.W. FORD SURVEY, ABSTRACT 80, CITY OF ROCKWALL, ROCKWALL COUNTY, TEXAS, AND BEING MORE SPECIFICALLY DESCRIBED AND DEPICTED IN EXHIBIT 'A' AND EXHIBIT 'B' OF THIS ORDINANCE; PROVIDING FOR SPECIAL CONDITIONS; PROVIDING FOR A PENALTY OF FINE NOT TO EXCEED THE SUM OF TWO THOUSAND DOLLARS (\$2,000.00) FOR EACH OFFENSE; PROVIDING FOR A SEVERABILITY CLAUSE; PROVIDING FOR A REPEALER CLAUSE; PROVIDING FOR AN EFFECTIVE DATE.

The motion passed by a vote of 7 ayes to 0 nays.

3. **Z2023-035** - Hold a public hearing to discuss and consider a request by Renee Ward, PE of Weir & Associates, Inc. on behalf of Conor Keilty, AIA of Structured REA-Rockwall Land, LLC for the approval of an ordinance for a *Specific Use Permit (SUP)* amending Ordinance No. 22-52 [S-287] for a *Golf Driving Range* on an 7.955-acre tract of land being portions of a larger 18.131-acre tract of land and a 12.868-acre tract of land identified as Tract 22 & 22-2 of the R. Irvine Survey, Abstract No. 120, City of Rockwall, Rockwall County, Texas, zoned Commercial (C) District, situated within the IH-30 Overlay (IH-30 OV) District, generally located near the terminus of Fit Sport Life Boulevard, and take any action necessary (**1st Reading**).

Planning Director, Ryan Miller provided background information concerning this agenda item. This property is located in the southeast corner of Stodghill Road and the IH-30 frontage road. It is currently zoned "Commercial." In October of 2022, the applicant sought and received approval for an SUP for a golf driving range. Along with that, the applicant was proposing an entertainment venue consisting of two restaurants, a bowling alley and arcade venue, rooftop garden, a green space with kids' playground, and a golf driving range. The applicant is coming back at this time to make some minor modifications to the original plan.

The applicant has submitted a revised concept plan for an entertainment venue that will consist of Outdoor Commercial Amusement, Restaurants, Banquet Facility/Event Hall, and a Golf Driving Range. The concept plan shows that the facility will incorporate two (2) restaurants (i.e. Culinary Wise Food Hall and the Nodding Donkey) consisting of 12,333 SF, an event / banquet space consisting of 5,248 SF, a kid's playground and family green space consisting of 18,000 SF, a 27,500 SF Outdoor Commercial Amusement space (i.e. Mini-Golf), and a Golf Driving Range consisting of 154,900 SF. The proposed facility will be three (3) stories in height and incorporate

370 parking spaces. In addition, the 1 Golf Driving Range will extend 200-yards and be enclosed using nets that will be supported with poles that will be 175-feet in height.

Nine notices were sent out to property owners and occupants located within 500' of the subject property, but no responses were received by staff. In addition, the city's P&Z Commission did recommend approval of this request by a vote of 5 to 0.

Mayor Johannesen opened the public hearing, asking if anyone would like to speak at this time. There being no one indicating such, he then closed the public hearing.

The applicant, Renee Ward (2201 E. Lamar Blvd.), briefly came forward and indicated she is happy to answer any questions Council may have. Councilmember Thomas asked when the venue is expected to open. The owner himself then came forth and briefly spoke, explaining that financing has been interesting; however, they are hoping to hit "fourth quarter" of 2024. They are currently fundraising, but the bank has approved it and the USDA has approved it. Right now, the hardest part is raising the funds. Councilmember Thomas expressed the belief that this will be a fun, family-friendly venue that will generally be an asset to the community.

Councilmember Jorif then moved to approve Z2023-035. Mayor Pro Tem Campbell seconded the motion. The ordinance caption was read as follows:

**CITY OF ROCKWALL
ORDINANCE NO. 23-XX
SPECIFIC USE PERMIT NO. S-XXX**

AN ORDINANCE OF THE CITY COUNCIL OF THE CITY OF ROCKWALL, TEXAS, AMENDING *ORDINANCE NO. 22-52* AND THE UNIFIED DEVELOPMENT CODE [*ORDINANCE NO. 20-02*] OF THE CITY OF ROCKWALL, TEXAS, AS PREVIOUSLY AMENDED, SO AS TO GRANT A SPECIFIC USE PERMIT (SUP) TO ALLOW FOR A *GOLF DRIVING RANGE AND OUTDOOR COMMERCIAL AMUSEMENT/RECREATION* ON A 9.942-ACRE TRACT OF LAND BEING A PORTION OF A LARGER 18.13-ACRE TRACT OF LAND AND A 12.868-ACRE TRACT OF LAND IDENTIFIED AS TRACT 22 & 22-2 OF THE R. IRVINE SURVEY, ABSTRACT NO 120, CITY OF ROCKWALL, ROCKWALL COUNTY, TEXAS; PROVIDING FOR SPECIAL CONDITIONS; PROVIDING FOR A PENALTY OR FINE NOT TO EXCEED THE SUM OF TWO THOUSAND DOLLARS (\$2,000.00) FOR EACH OFFENSE; PROVIDING FOR A SEVERABILITY CLAUSE; PROVIDING FOR A REPEALER CLAUSE; PROVIDING FOR AN EFFECTIVE DATE.

The motion to approve passed by a vote of 7 ayes to 0 nays.

4. **Z2023-036** - Hold a public hearing to discuss and consider a request by Richard Expo on behalf of Ryszard a bo Waszczuk for the approval of an **ordinance** for a *Specific Use Permit (SUP)* for a *Carport* that does not meet the minimum requirements on an 0.3492-acre parcel of land identified as Lot 7, Block A, Solar Village Addition, City of Rockwall, Rockwall County, Texas, zoned Single-Family 7 (SF-7) District, addressed as 820 E. Heath Street, and take any action necessary (**1st Reading**).

Planning Director, Ryan Miller provided background information concerning this agenda item. The applicant is asking for an SUP to allow for a 24'x26' carport that will be architecturally integrated into the existing (single-family home) structure, and it will stand 14' in height and will be 20' from the side yard property line. Carports are permitted in this zoning district; however, there are certain regulations that must be met. This proposed carport varies from the requirements because it is 124 sq. ft. larger than what is otherwise allowed. Also, this proposal does not quite meet the city's normal setback requirements (20' or more from the front façade). Staff did attempt to locate other carports in the immediate, adjacent area; however, none were able to be found. Staff mailed out 87 notices within 500' of the subject property, and two notices were received back in opposition to the proposal. Also, the city's P&Z Commission did review this case and has recommended its approval by a vote of 4 to 1 (in opposition).

Mayor Johannesen opened the public hearing, asking if anyone would like to speak at this time. There being no one indicating such, he then closed the public hearing.

Following brief clarification, Councilmember Lewis moved to approve Z2023-036 (including staff's recommendations). Mayor Pro Tem Campbell seconded the motion. The ordinance caption was read as follows:

**CITY OF ROCKWALL
ORDINANCE NO. 23-XX**

AN ORDINANCE OF THE CITY COUNCIL OF THE CITY OF ROCKWALL, TEXAS, AMENDING THE UNIFIED DEVELOPMENT CODE [*ORDINANCE NO. 20-02*] OF THE CITY OF ROCKWALL, AS HERETOFORE AMENDED, SO AS TO GRANT A SPECIFIC USE PERMIT (SUP) FOR A *CARPORT* THAT DOES NOT MEET THE MINIMUM REQUIREMENTS ON AN 0.3492-ACRE PARCEL OF LAND IDENTIFIED AS LOT 7, BLOCK A, SOLAR VILLAGE ADDITION, CITY OF ROCKWALL, ROCKWALL COUNTY, TEXAS, AND BEING MORE SPECIFICALLY DESCRIBED AND DEPICTED IN *EXHIBIT 'A'* AND *EXHIBIT 'B'* OF THIS ORDINANCE; PROVIDING FOR SPECIAL CONDITIONS; PROVIDING FOR A PENALTY OF FINE NOT TO EXCEED THE SUM OF TWO THOUSAND DOLLARS (\$2,000.00) FOR EACH OFFENSE; PROVIDING FOR A SEVERABILITY CLAUSE; PROVIDING FOR A REPEALER CLAUSE; PROVIDING FOR AN EFFECTIVE DATE.

The motion to approve passed by a vote of 7 ayes 0 nays.

5. **Z2023-037** - Hold a public hearing to discuss and consider a request by James and Mary Blocker for the approval of an ordinance for a *Specific Use Permit (SUP)* for an *Accessory Building* on a 0.1199-acre parcel of land identified as Lot 8, Block A, Newport Place Addition, City of Rockwall, Rockwall County, Texas, zoned Planned Development District 19 (PD-19), addressed as 1796 Mystic Street, and take any action necessary (**1st Reading**).

Planning Director, Ryan Miller provided background information concerning this agenda item. This area is currently zoned for zero lot line homes and was zoned back in 1982. There is currently a 2,705 SF single-family home on the property, along with a 120 SF accessory building. The applicant is wanting to replace the existing accessory building with a new one. The proposed accessory building is slightly larger than that which the city's regulations allow; however, it does meet all of the city's other requirements. The City's P&Z Commission did recommend approval of the request by a vote of 5 ayes to 0 nays. Notices were mailed out to 141 property owners and occupants within 500' of the property; however, staff received no notices in reply.

Mayor Johannesen opened the public hearing, asking if anyone would like to speak at this time. There being no one indicating such, he then closed the public hearing.

Mayor Pro Tem Campbell moved to approve Z2023-037. Councilmember Thomas seconded the motion. The ordinance caption was read as follows:

**CITY OF ROCKWALL
ORDINANCE NO. 23-XX
SPECIFIC USE PERMIT NO. S-2XX**

AN ORDINANCE OF THE CITY COUNCIL OF THE CITY OF ROCKWALL, TEXAS, AMENDING PLANNED DEVELOPMENT DISTRICT 19 (PD-19) AND THE UNIFIED DEVELOPMENT CODE (UDC) [*ORDINANCE NO. 20-02*] OF THE CITY OF ROCKWALL, ROCKWALL COUNTY, TEXAS, AS PREVIOUSLY AMENDED, SO AS TO GRANT A SPECIFIC USE PERMIT (SUP) FOR AN *ACCESSORY STRUCTURE* ON A 0.1199-ACRE PARCEL OF LAND IDENTIFIED AS LOT 8, BLOCK A, NEWPORT PLACE ADDITION, CITY OF ROCKWALL, ROCKWALL COUNTY, TEXAS, AND MORE SPECIFICALLY DESCRIBED AND DEPICTED IN *EXHIBIT 'A'* OF THIS ORDINANCE; PROVIDING FOR SPECIAL CONDITIONS; PROVIDING FOR A PENALTY OF FINE NOT TO EXCEED THE SUM OF TWO THOUSAND DOLLARS (\$2,000.00) FOR EACH OFFENSE; PROVIDING FOR A SEVERABILITY CLAUSE; PROVIDING FOR A

REPEALER CLAUSE; PROVIDING FOR AN EFFECTIVE DATE.

The motion to approve passed by a vote of 7 ayes to 0 nays.

6. Hold a public hearing to receive comments regarding the proposed City of Rockwall Property Assessed Clean Energy ("PACE") Program and related program report, and take any action necessary.

City Manager, Mary Smith shared that this topic has come before the Council at previous meetings. Representatives from the PACE Program are here this evening to answer any questions as well.

Mayor Johannesen opened the public hearing, asking if anyone would like to speak at this time. There being no one indicating such, he then closed the public hearing.

Councilmember McCallum asked for an opportunity to speak to the PACE Program representatives who were present, specifically regarding the capital / the lender(s).

Sean Ribble
Nuveen Green Capital
9576 Ashcreek Drive
Dallas, TX 75228

Mr. Ribble came forth and provided details regarding his company, Nuveen Green Capital, which is a direct subsidiary of TIAA-CREF. Nuveen is the asset management arm of TIAA. The Teacher's Pension Fund is the same concept, and his company's funding comes directly from that. They place capital into the market for projects, and then the company owns the service of rights. His company basically services the loan. His company has about 100 employees, has been doing this for almost nine years, and has done 600 projects nationally totalling about 1.7 billion dollars of transactions. His company is, by far, the largest of its kind. Of those, there have not been any that have gone through a foreclosure process. They have experienced delinquencies before, but those have been easily and quickly resolved when they've occurred. Councilmember McCallum clarified that Nuveen does have 'lien capabilities,' so the primary lender works with Nuveen because they do not want to default and have the lien put into place. Mr. Ribble went on to provide further explanation regarding how the lending, funding, defaults and/or potential liens work under the PACE Program. It was clarified that the lending under this program does have an expiration and a payoff, and when the obligation is met, the project is considered 'paid off.' He went on to explain that his company is not a bank, and they do not do acquisition financing. However, banks utilize his company a lot since banks have a finite amount of lending they can put towards financing construction.

Councilmember Lewis asked and received additional clarification on how the program works, including potential liens. Mr. Ribble clarified that they do financing both on new construction as well as rehab / revitalization type projects, as it is difficult (otherwise) to get those projects funded through banks. He explained that using a bank to finance the purchase of the asset itself and then using PACE to make improvements to that asset works great. Councilmember Lewis clarified with City Attorney, Frank Garza that he has read the indemnification areas of the paperwork, and Mr. Garza is fine with the language. He does believe the language would protect the city.

Ryan McCormick with Lonestar PACE then came forth to, in part, answer questions from Councilmember McCallum related to the largest source of capital being lent to multi-family development. Mr. McCormick shared that multifamily developers have been looking to PACE to fill a gap in financing. If it were not for COVID, he believes those involved in Commercial office developments would have been taking more advantage of the PACE program as well.

Councilmember McCallum expressed concern about the program relative to multifamily housing lending, as he does not personally believe our city has a need for additional multifamily housing unless it is for seniors. He does

not want to create a tool that might make it more attractive for multifamily developers to want to come here. It was pointed out that the City of Dallas does have an administrative oversight and approval body in place regarding proposed PACE Program projects. When asked by Councilman McCallum, the city attorney indicated that our city could do so as well, if it so desired.

XI. ACTION ITEMS

1. Discuss and consider adoption of a resolution establishing the Property Assessed Clean Energy ("PACE") Program in the City of Rockwall, authorizing the City Manager to execute a Professional Services Agreement with "Lone Star PACE, LLC," as well as all related documents necessary for administration of the program, and take any action necessary.

Regarding this agenda item, Councilmember McCallum provided brief comments, indicating he has spent a lot of time researching this topic. The only thing he does not feel comfortable is that about 30% of financing goes to multifamily development. He would be okay with that as long as it were for redevelopment and improvements to already existing multifamily structures. He then moved to approve the resolution and associated authorization(s) with the caveat that the city include a sub-committee of three Councilmembers, legal counsel and the city manager to approve all PACE projects. Councilmember Thomas asked for clarification regarding if there are any other mechanisms that give the Council a review process in advance related to multi-family housing projects. Mrs. Smith indicated that any newly proposed multifamily projects do come through Council. However, if an existing property were just changing out windows and HVAC systems, those would not come through Council.

Mayor Johannesen shared that he too is not in favor of additional multi-family housing in Rockwall; however, he is also not necessarily in favor of an additional Council sub-committee. He believes that the city's current zoning process does allow for sufficient oversight. He hates to insert a lot of government activity into a private funding process, and he is also reluctant to create more work for Council.

Councilmember Thomas shared that there are some existing, run down apartments in the City, and he would be in favor of revitalization of some of those properties. He suggested that a subcommittee would perhaps not be needed for that type of project funding. Councilmember Thomas, during his comments, seconded Councilmember McCallum's motion.

Councilmember McCallum shared that he does not believe our city will see a ton of these applications. However, he would like to create a disincentive for those who might like to come forth with multifamily housing development proposals for funding.

Councilmember Lewis understands what Councilmember McCallum has concerns about related to multi-family housing projects. However, he believes the city has other processes in place that will allow for Council review of multi-family housing projects being proposed in our city. He is not necessarily in favor of establishing a city council subcommittee for this purpose. He would hate for an existing multifamily housing community to have to go through a council subcommittee review and approval process if they are simply trying to revitalize and improve their property.

After clarification and guidance from the city attorney, Councilmember McCallum amended his motion to specify that a Council subcommittee be established that would review *any* PACE Program project proposal.

Mayor Johannesen shared that it definitely goes against his preference to add an additional layer of government review, and it also goes against his preference to emulate anything that the City of Dallas has in place. Councilmember Thomas also does not want to add an additional layer of bureaucracy.

Councilmember McCallum shared that he is willing to remove the "council subcommittee" caveat from his original motion. Councilmember Thomas seconded the amended motion. After brief clarification, the motion to

approve the resolution (establishing the Property Assessed Clean Energy ("PACE") Program in the City of Rockwall, authorizing the City Manager to execute a Professional Services Agreement with "Lone Star PACE, LLC," as well as all related documents necessary for administration of the program) passed by a vote of 6 in favor with 1 against (Jorif).

2. Discuss and consider granting permission for the allowance of alcohol at Harry Myers Park during city-sponsored events as related to Chapter 30, Article I, Sec. 30-2 'Regulated Activities in Parks' of the Code of Ordinances, and take any action necessary.

Parks & Rec Director, Travis Sales provided background information concerning this agenda item. He shared that the city's upcoming Rib Rub, Run and Roll event will be forthcoming on October 7. Council is being asked to consider allowing the presence and consumption of alcohol at all city-sponsored events (Founders Day, the 4th of July event, and the Rib Rub event) on an indefinite basis (until it might otherwise be revoked at some point in the future by Council). It was clarified that this is related to "BYOB" and not the sale of alcohol on the part of the city. Following brief clarification, Councilmember Thomas moved to allow alcohol at Harry Myers Park for all city-sponsored events moving forward (on an indefinite basis). Councilmember Lewis seconded the motion, which passed by a vote of 6 ayes with 1 against (Jorif).

XII. ADJOURNMENT

Mayor Johannesen adjourned the meeting at 7:09 p.m.

PASSED AND APPROVED BY THE CITY COUNCIL OF THE CITY OF ROCKWALL, TEXAS ON THIS 5th DAY OF SEPTEMBER, 2023.

TRACE JOHANNESSEN, MAYOR

ATTEST:

KRISTY TEAGUE, CITY SECRETARY

ROCKWALL CITY COUNCIL BUDGET WORK SESSION MEETING
Wednesday, August 23, 2023 - 5:30 PM
City Hall Council Chambers - 385 Goliad St., Rockwall, TX 75087

I. CALL PUBLIC MEETING TO ORDER

Mayor Johannesen called the meeting to order at 5:00 p.m. Present were Mayor Trace Johannesen, Mayor Pro Tem Anna Campbell, and Councilmembers Mark Moeller, Clarence Jorif, Dennis Lewis and Tim McCallum. Also present were City Manager Mary Smith and Assistant City Manager Joey Boyd. Councilmember Sedric Thomas joined the meeting at 5:56 p.m.

II. EXECUTIVE SESSION.

THE CITY OF ROCKWALL CITY COUNCIL WILL RECESS INTO EXECUTIVE SESSION TO DISCUSS THE FOLLOWING MATTER AS AUTHORIZED BY CHAPTER 551 OF THE TEXAS GOVERNMENT CODE:

1. Discussion regarding (re)appointments to city regulatory boards and commissions, including conducting applicant interview(s), pursuant to §551.074 (Personnel Matters)

III. ADJOURN EXECUTIVE SESSION

Council adjourned from Ex. Session at 5:56 p.m.

IV. RECONVENE PUBLIC MEETING (6:00 P.M.)

Council reconvened the public meeting at 6:00 p.m. with all seven councilmembers being present.

V. INVOCATION AND PLEDGE OF ALLEGIANCE - MAYOR PRO TEM CAMPBELL

Mayor Pro Tem Campbell delivered the invocation and led the Pledge of Allegiance.

VI. TAKE ANY ACTION AS A RESULT OF EXECUTIVE SESSION

Council took no action as a result of Ex. Session at this time. However, see below for action(s) taken later in the evening.

VII. OPEN FORUM

Mayor Johannesen asked if anyone would like to come forth and speak at this time. No one indicated such, so he closed Open Forum.

VIII. WORK SESSION

1. Hold work session to discuss and consider the proposed City of Rockwall budget for the upcoming 2024 fiscal year.

City Manager Mary Smith started out the discussion by briefing Council on the high points of the budget proposal. The budget proposes a tax rate of 27.0245 cents per one hundred dollars of assessed value. This is a decrease of 2.22 cents from the previous year, which represents the city’s efforts to maintain a low tax rate, while maximizing benefits provided to residents and businesses. Of this tax rate, approximately 59% will be dedicated to operations and maintenance in the General Fund, and 41% will be allocated to debt service. Brief discussion took place regarding what’s known as the “No New Revenue Rate,” and Mrs. Smith indicated that this proposed tax rate complies with this fairly new legislative requirement. She explained that sales tax revenues remain healthy; however, with the impending IH-30 reconstruction project, the city cannot assume that sales taxes won’t be

impacted by the construction and the disturbances it will cause for businesses along IH-30. So, this budget presumes a 'flat' sales tax projections because that is the safest thing to do. Discussion took place regarding proposed 'market rate' adjustments to employee salaries, with varying percentages being proposed for police (sworn) personnel, fire personnel, (emergency) communications personnel and non-sworn city employees. Indication was given that our city benchmarks against seven other, similar cities within the metroplex in order to try and stay competitive in the job market. Mrs. Smith explained that the hardest positions within the city to recruit for are police positions and 'field maintenance workers' (i.e in the streets, water, wastewater departments). So, she stressed the importance of the city remaining competitive in the job market as far as salaries are concerned.

Council and staff then proceeded to go through the various sections of the proposed budget, one-by-one, engaging in questions, answers and general discussion while doing so.

Councilmember McCallum expressed a desire for the City to look into what it would take in order to have our municipal court become a 'court of record.' Staff indicated they will evaluate this possibility further and return back at a later date to discuss this topic further.

Following discussions that ensued pertaining to the various sections of the proposed budget, indication was given that a public hearing on the budget and tax rate will be held at the Sept. 5 council meeting, and then Council will be asked to take action on the budget at the Sept. 18 council meeting.

At 7:42 p.m., Mayor Johannesen recessed the public meeting to go back into Ex. Session to discuss (re)appointments to city regulatory boards and commissions.

IX. ADJOURNMENT

Council came out of Ex. Session at 8:25 p.m., and Mayor Johannesen called the public meeting back to order. As a result of post-meeting Executive Session discussions, Council took the following actions:

Mayor Pro Tem Campbell moved to appoint Jay Odom to the city's Planning & Zoning Commission (replacing Jerry Welch who is 'termining out' this month and for a three-year term to run through August of 2026). Councilmember McCallum seconded the motion, which passed by a vote of 7 ayes to 0 nays.

Councilmember McCallum moved to appoint John Hagaman to the city's Architectural Review Board (replacing Julien Meyrat who has 'termed out') (for a two-year term to run through August of 2025). Councilmember Jorif seconded the motion, which passed unanimously of those present.

Councilmember Lewis moved to appoint Revi Menasche to the city's ART Review Team / ART Commission (replacing Sean Charles Martin for a partial term to run through Aug. of 2024). Mayor Pro Tem Campbell seconded the motion, which passed by a vote of 7 ayes to 0 nays.

Mayor Johannesen adjourned the meeting at 8:27 p.m.

PASSED AND APPROVED BY THE CITY COUNCIL OF THE CITY OF ROCKWALL, TEXAS ON THIS 5th DAY OF SEPTEMBER, 2023.

TRACE JOHANNESSEN, MAYOR

ATTEST:

KRISTY TEAGUE, CITY SECRETARY

CITY OF ROCKWALL

ORDINANCE NO. 23-44

SPECIFIC USE PERMIT NO. S-310

AN ORDINANCE OF THE CITY COUNCIL OF THE CITY OF ROCKWALL, TEXAS, AMENDING *ORDINANCE NO. 22-02 [S-266]* AND THE UNIFIED DEVELOPMENT CODE (UDC) [*ORDINANCE NO. 20-02*] OF THE CITY OF ROCKWALL, ROCKWALL COUNTY, TEXAS, AS PREVIOUSLY AMENDED, SO AS TO GRANT A SPECIFIC USE PERMIT (SUP) TO ALLOW A *NEW MOTOR VEHICLE DEALERSHIP FOR CARS AND LIGHT TRUCKS, A MAJOR AUTO REPAIR GARAGE, AND OUTSIDE STORAGE* ON A 7.17-ACRE PARCEL OF LAND IDENTIFIED AS LOT 2, BLOCK 1 , ROCKWALL RECREATIONAL ADDITION, CITY OF ROCKWALL, ROCKWALL COUNTY, TEXAS; AND MORE SPECIFICALLY DEPICTED AND DESCRIBED IN *EXHIBIT 'A'* OF THIS ORDINANCE; PROVIDING FOR SPECIAL CONDITIONS; PROVIDING FOR A PENALTY OF FINE NOT TO EXCEED THE SUM OF TWO THOUSAND DOLLARS (\$2,000.00) FOR EACH OFFENSE; PROVIDING FOR A SEVERABILITY CLAUSE; PROVIDING FOR A REPEALER CLAUSE; PROVIDING FOR AN EFFECTIVE DATE.

WHEREAS, the City has received a request from Drew Donosky of Claymoore Engineering on behalf of Clay Cooley of 1540 East IH-30 Rockwall, LLC for the approval of a Specific Use Permit (SUP) superseding *Ordinance No. 22-02 [S-266]* and allowing the expansion of an existing *New Motor Vehicle Dealership for Cars and Light Trucks (i.e. Clay Cooley Hyundai)* being a 7.17-acre tract of land identified as Lot 2, Block 1, Rockwall Recreational Addition, City of Rockwall, Rockwall County, Texas, zoned Light Industrial (LI) District, situated within the IH-30 Overlay (IH-30 OV) District, addressed as 1540 E. IH-30, and being more specifically depicted and described in *Exhibit 'A'* of this ordinance, which herein after shall be referred to as the *Subject Property* and incorporated by reference herein; and

WHEREAS, the Planning and Zoning Commission of the City of Rockwall and the governing body of the City of Rockwall, in compliance with the laws of the State of Texas and the ordinances of the City of Rockwall, have given the requisite notices by publication and otherwise, and have held public hearings and afforded a full and fair hearing to all property owners generally, and to all persons interested in and situated in the affected area and in the vicinity thereof, the governing body in the exercise of its legislative discretion has concluded that *Ordinance No. 22-02 [S-266]* the Unified Development Code (UDC) [*Ordinance No. 20-02*] of the City of Rockwall should be amended as follows:

NOW, THEREFORE, BE IT ORDAINED by the City Council of the City of Rockwall, Texas;

SECTION 1. That the approval of this ordinance shall supersede all requirements stipulated in *Ordinance No. 22-02*.

SECTION 2. That the Unified Development Code (UDC) [*Ordinance No. 20-02*] of the City of Rockwall, as heretofore amended, be and the same is hereby amended so as to grant a Specific Use Permit (SUP) allowing a *New Motor Vehicle Dealership for Cars and Light Trucks, Major Auto Repair Garage, and Outside Storage* as stipulated by Subsection 01.02, *Land Use Schedule*, of Article 04, *Permissible Uses*, of the Unified Development Code (UDC) [*Ordinance No. 20-02*] on the *Subject Property*; and,

SECTION 3. That the Specific Use Permit (SUP) shall be subject to the requirements set forth in

Subsection 02.03, *Conditional Land Use Standards*, of Article 04, *Permissible Uses*, and Subsection 05.01, *General Industrial District Standards*, and Subsection 05.02, *Light Industrial (LI) District*, of Article 05, *District Development Standards*, of the Unified Development Code (UDC) [Ordinance No. 20-02] -- as heretofore amended and as may be amended in the future --, and with the following conditions:

3.1. OPERATIONAL CONDITIONS

The following conditions pertain to the operation of a *New Motor Vehicle Dealership for Cars and Light Trucks* on the *Subject Property* and conformance to these conditions are required for continued operations:

- (1) The development or redevelopment of the *Subject Property* shall generally conform to the Concept Plan depicted in *Exhibit 'B'* of this ordinance.
- (2) The development or redevelopment of the *Subject Property* shall generally conform to the Landscape Plan depicted in *Exhibit 'C'* of this ordinance.
- (3) The development or redevelopment of the *Subject Property* shall generally conform to the Building Elevations depicted in *Exhibit 'D'* of this ordinance; however, these elevations shall be subject to review and recommendation by the Architectural Review Board (ARB) and approval by the Planning and Zoning Commission through the site plan review process.
- (4) No vehicle display areas shall be permitted within the required landscape buffers along IH-30 and Commerce Street.
- (5) Motor vehicle inventory for the proposed *New Motor Vehicle Dealership for Cars and Light Trucks* shall not be stored on an unimproved surface.
- (6) Motor vehicle inventory for the proposed *New Motor Vehicle Dealership for Cars and Light Trucks* shall not be stored within the Commerce Street Right-of-Way (*i.e. Commerce Street is for public parking only*).

The following conditions pertain to the operation of a *Major Auto Repair Garage* on the *Subject Property* and conformance to these conditions are required for continued operations:

- (1) The outside storage of tires or any other automotive parts shall be prohibited.
- (2) Any maintenance of motor vehicles shall be performed in a completely enclosed building, and no work on motor vehicles shall be performed outdoors.

The following conditions pertain to the operation of *Outside Storage* on the *Subject Property* and conformance to these conditions are required for continued operations:

- (1) Outside storage shall be screened by an eight (8) foot masonry wall as depicted in *Exhibit 'B'* of this ordinance.

3.2. COMPLIANCE

Approval of this ordinance in accordance with Subsection 02.02, *Specific Use Permits (SUP)*, of Article 11, *Development Applications and Review Procedures*, of the Unified Development Code (UDC) will require compliance to the following:

(1) Upon obtaining a *Certificate of Occupancy (CO)* and/or building permit, should the business owner operating under the guidelines of this ordinance fail to meet the minimum operational requirements set forth herein and outlined in the Unified Development Code (UDC), the City may (*after proper notice*) initiate proceedings to revoke the Specific Use Permit (SUP) in accordance with Subsection 02.02(F), *Revocation*, of Article 11, *Development Applications and Revision Procedures*, of the Unified Development Code (UDC) [*Ordinance No. 20-02*].

SECTION 4. That the official zoning map of the City be corrected to reflect the changes in zoning described herein.

SECTION 5. That all ordinances of the City of Rockwall in conflict with the provisions of this ordinance be, and the same are hereby repealed to the extent of that conflict.

SECTION 6. Any person, firm, or corporation violating any of the provisions of this ordinance shall be deemed guilty of a misdemeanor and upon conviction shall be punished by a penalty of fine not to exceed the sum of *TWO THOUSAND DOLLARS (\$2,000.00)* for each offence and each and every day such offense shall continue shall be deemed to constitute a separate offense.

SECTION 7. If any section or provision of this ordinance or the application of that section or provision to any person, firm, corporation, situation or circumstance is for any reason judged invalid, the adjudication shall not affect any other section or provision of this ordinance or the application of any other section or provision to any other person, firm, corporation, situation or circumstance, and the City Council declares that it would have adopted the valid portions and applications of the ordinance without the invalid parts and to this end the provisions of this ordinance shall remain in full force and effect.

SECTION 8. That this ordinance shall take effect immediately from and after its passage.

PASSED AND APPROVED BY THE CITY COUNCIL OF THE CITY OF ROCKWALL, TEXAS, THIS THE 5th DAY OF SEPTEMBER, 2023.

Trace Johannesen, Mayor

ATTEST:

Kristy Teague, City Secretary

APPROVED AS TO FORM:

Frank J. Garza, City Attorney

1st Reading: August 7, 2023

2nd Reading: September 5, 2023

Exhibit 'A'
Zoning Exhibit

Address: 1540 E. IH-30

Legal Description: Lot 2, Block 1, Rockwall Recreational Addition

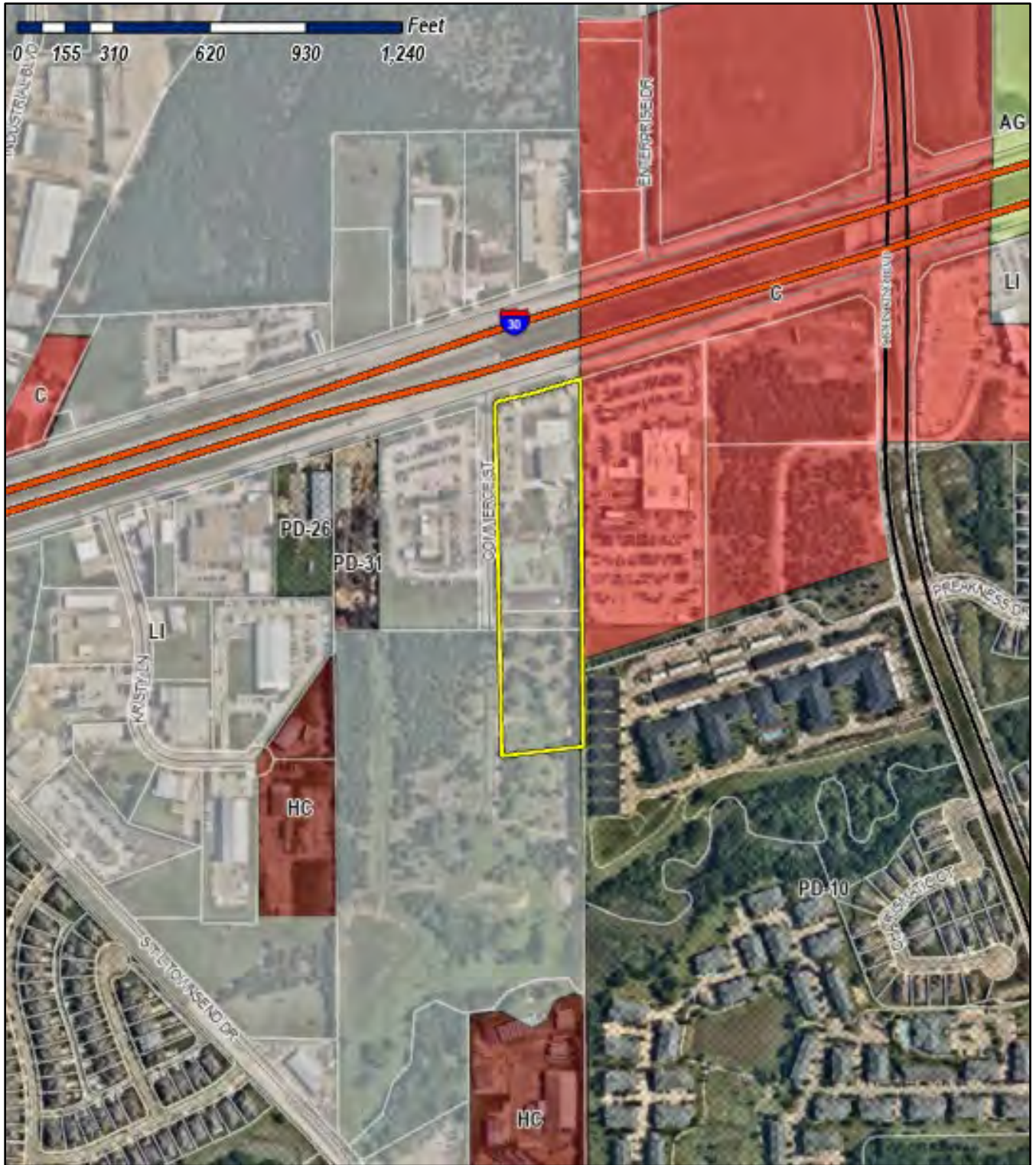
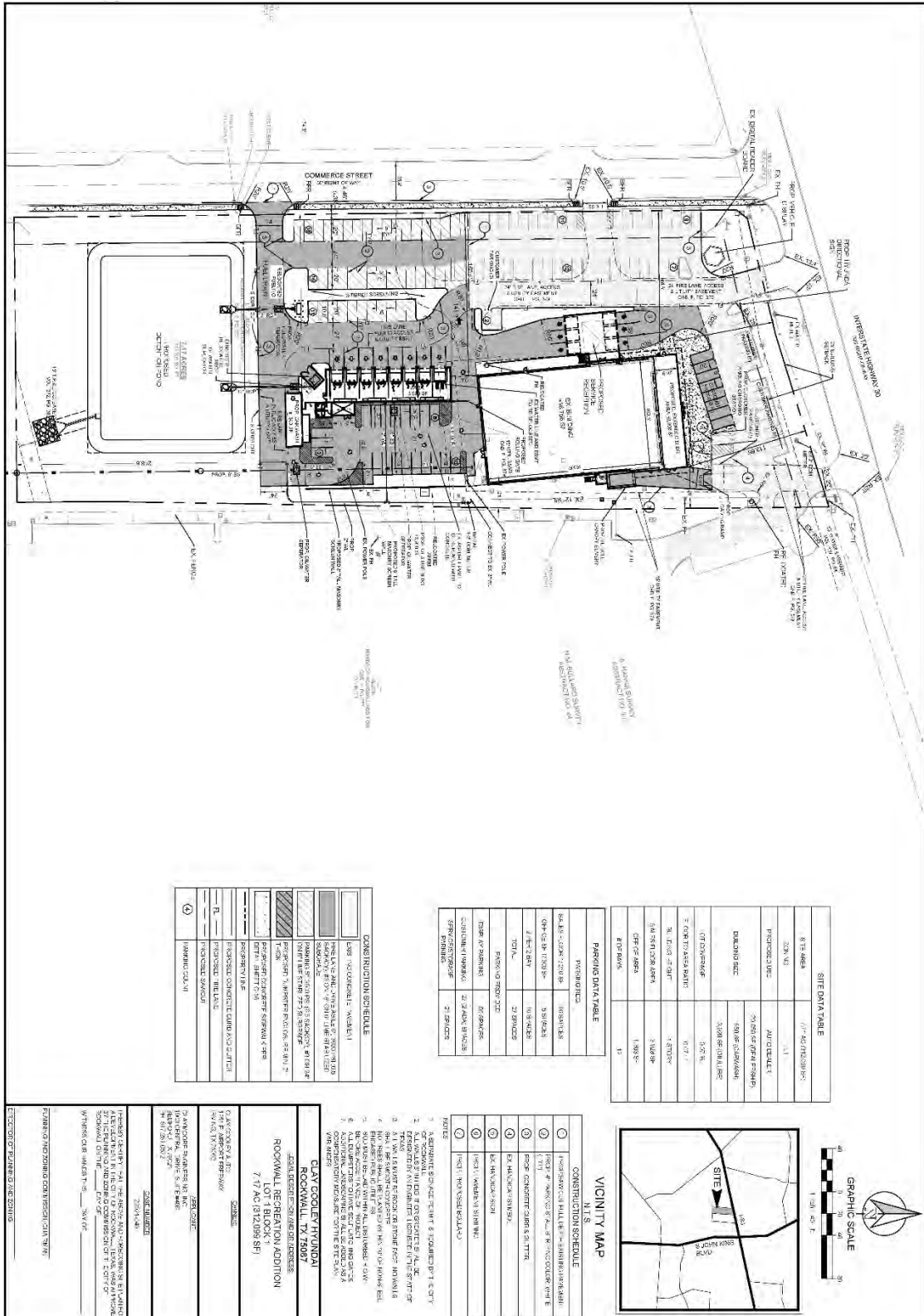


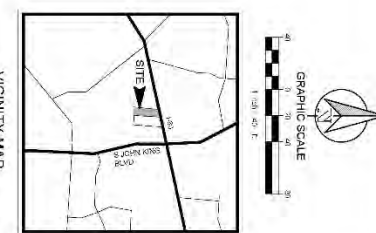
Exhibit 'B' Concept Plan



SITE DATA TABLE	
617' AREA	17' AC (0.385 AC)
224' WIDE	1.1
PERCENT COVER	AUTODECK 1
51,050 SF PER FRONT	51,050 SF PER FRONT
5,040 SF SIDEWALK	5,040 SF SIDEWALK
1,000 SF DRIVEWAY	1,000 SF DRIVEWAY
LOT COVERAGE	5.06%
7' CANTO SIDEWALK	0.07%
31' DRIVE DRIVE	1.280%
541' SIDEWALK	1.980%
PERCENT AREA	1.980%
PERCENT	1%

PARKING DATA TABLE	
PERCENTAGE	
541' SIDEWALK	1.980%
51,050 SF PER FRONT	51,050 SF PER FRONT
5,040 SF SIDEWALK	5,040 SF SIDEWALK
1,000 SF DRIVEWAY	1,000 SF DRIVEWAY
TOTAL	21 SPACES
PERCENTAGE	
PERCENT	21 SPACES

CONSTRUCTION SCHEDULE	
1	CONCRETE
2	ROOFING
3	MECHANICAL
4	ELECTRICAL
5	PLUMBING
6	PAINT
7	LANDSCAPE
8	FINISH
9	INSULATION
10	GLASS
11	MECHANICAL
12	ELECTRICAL
13	PLUMBING
14	PAINT
15	LANDSCAPE
16	FINISH
17	INSULATION
18	GLASS
19	MECHANICAL
20	ELECTRICAL
21	PLUMBING
22	PAINT
23	LANDSCAPE
24	FINISH
25	INSULATION
26	GLASS
27	MECHANICAL
28	ELECTRICAL
29	PLUMBING
30	PAINT
31	LANDSCAPE
32	FINISH
33	INSULATION
34	GLASS
35	MECHANICAL
36	ELECTRICAL
37	PLUMBING
38	PAINT
39	LANDSCAPE
40	FINISH
41	INSULATION
42	GLASS
43	MECHANICAL
44	ELECTRICAL
45	PLUMBING
46	PAINT
47	LANDSCAPE
48	FINISH
49	INSULATION
50	GLASS
51	MECHANICAL
52	ELECTRICAL
53	PLUMBING
54	PAINT
55	LANDSCAPE
56	FINISH
57	INSULATION
58	GLASS
59	MECHANICAL
60	ELECTRICAL
61	PLUMBING
62	PAINT
63	LANDSCAPE
64	FINISH
65	INSULATION
66	GLASS
67	MECHANICAL
68	ELECTRICAL
69	PLUMBING
70	PAINT
71	LANDSCAPE
72	FINISH
73	INSULATION
74	GLASS
75	MECHANICAL
76	ELECTRICAL
77	PLUMBING
78	PAINT
79	LANDSCAPE
80	FINISH
81	INSULATION
82	GLASS
83	MECHANICAL
84	ELECTRICAL
85	PLUMBING
86	PAINT
87	LANDSCAPE
88	FINISH
89	INSULATION
90	GLASS
91	MECHANICAL
92	ELECTRICAL
93	PLUMBING
94	PAINT
95	LANDSCAPE
96	FINISH
97	INSULATION
98	GLASS
99	MECHANICAL
100	ELECTRICAL
101	PLUMBING
102	PAINT
103	LANDSCAPE
104	FINISH
105	INSULATION
106	GLASS
107	MECHANICAL
108	ELECTRICAL
109	PLUMBING
110	PAINT
111	LANDSCAPE
112	FINISH
113	INSULATION
114	GLASS
115	MECHANICAL
116	ELECTRICAL
117	PLUMBING
118	PAINT
119	LANDSCAPE
120	FINISH
121	INSULATION
122	GLASS
123	MECHANICAL
124	ELECTRICAL
125	PLUMBING
126	PAINT
127	LANDSCAPE
128	FINISH
129	INSULATION
130	GLASS
131	MECHANICAL
132	ELECTRICAL
133	PLUMBING
134	PAINT
135	LANDSCAPE
136	FINISH
137	INSULATION
138	GLASS
139	MECHANICAL
140	ELECTRICAL
141	PLUMBING
142	PAINT
143	LANDSCAPE
144	FINISH
145	INSULATION
146	GLASS
147	MECHANICAL
148	ELECTRICAL
149	PLUMBING
150	PAINT
151	LANDSCAPE
152	FINISH
153	INSULATION
154	GLASS
155	MECHANICAL
156	ELECTRICAL
157	PLUMBING
158	PAINT
159	LANDSCAPE
160	FINISH
161	INSULATION
162	GLASS
163	MECHANICAL
164	ELECTRICAL
165	PLUMBING
166	PAINT
167	LANDSCAPE
168	FINISH
169	INSULATION
170	GLASS
171	MECHANICAL
172	ELECTRICAL
173	PLUMBING
174	PAINT
175	LANDSCAPE
176	FINISH
177	INSULATION
178	GLASS
179	MECHANICAL
180	ELECTRICAL
181	PLUMBING
182	PAINT
183	LANDSCAPE
184	FINISH
185	INSULATION
186	GLASS
187	MECHANICAL
188	ELECTRICAL
189	PLUMBING
190	PAINT
191	LANDSCAPE
192	FINISH
193	INSULATION
194	GLASS
195	MECHANICAL
196	ELECTRICAL
197	PLUMBING
198	PAINT
199	LANDSCAPE
200	FINISH



CONSTRUCTION SCHEDULE	
1	CONCRETE
2	ROOFING
3	MECHANICAL
4	ELECTRICAL
5	PLUMBING
6	PAINT
7	LANDSCAPE
8	FINISH
9	INSULATION
10	GLASS
11	MECHANICAL
12	ELECTRICAL
13	PLUMBING
14	PAINT
15	LANDSCAPE
16	FINISH
17	INSULATION
18	GLASS
19	MECHANICAL
20	ELECTRICAL
21	PLUMBING
22	PAINT
23	LANDSCAPE
24	FINISH
25	INSULATION
26	GLASS
27	MECHANICAL
28	ELECTRICAL
29	PLUMBING
30	PAINT
31	LANDSCAPE
32	FINISH
33	INSULATION
34	GLASS
35	MECHANICAL
36	ELECTRICAL
37	PLUMBING
38	PAINT
39	LANDSCAPE
40	FINISH
41	INSULATION
42	GLASS
43	MECHANICAL
44	ELECTRICAL
45	PLUMBING
46	PAINT
47	LANDSCAPE
48	FINISH
49	INSULATION
50	GLASS
51	MECHANICAL
52	ELECTRICAL
53	PLUMBING
54	PAINT
55	LANDSCAPE
56	FINISH
57	INSULATION
58	GLASS
59	MECHANICAL
60	ELECTRICAL
61	PLUMBING
62	PAINT
63	LANDSCAPE
64	FINISH
65	INSULATION
66	GLASS
67	MECHANICAL
68	ELECTRICAL
69	PLUMBING
70	PAINT
71	LANDSCAPE
72	FINISH
73	INSULATION
74	GLASS
75	MECHANICAL
76	ELECTRICAL
77	PLUMBING
78	PAINT
79	LANDSCAPE
80	FINISH
81	INSULATION
82	GLASS
83	MECHANICAL
84	ELECTRICAL
85	PLUMBING
86	PAINT
87	LANDSCAPE
88	FINISH
89	INSULATION
90	GLASS
91	MECHANICAL
92	ELECTRICAL
93	PLUMBING
94	PAINT
95	LANDSCAPE
96	FINISH
97	INSULATION
98	GLASS
99	MECHANICAL
100	ELECTRICAL
101	PLUMBING
102	PAINT
103	LANDSCAPE
104	FINISH
105	INSULATION
106	GLASS
107	MECHANICAL
108	ELECTRICAL
109	PLUMBING
110	PAINT
111	LANDSCAPE
112	FINISH
113	INSULATION
114	GLASS
115	MECHANICAL
116	ELECTRICAL
117	PLUMBING
118	PAINT
119	LANDSCAPE
120	FINISH
121	INSULATION
122	GLASS
123	MECHANICAL
124	ELECTRICAL
125	PLUMBING
126	PAINT
127	LANDSCAPE
128	FINISH
129	INSULATION
130	GLASS
131	MECHANICAL
132	ELECTRICAL
133	PLUMBING
134	PAINT
135	LANDSCAPE
136	FINISH
137	INSULATION
138	GLASS
139	MECHANICAL
140	ELECTRICAL
141	PLUMBING
142	PAINT
143	LANDSCAPE
144	FINISH
145	INSULATION
146	GLASS
147	MECHANICAL
148	ELECTRICAL
149	PLUMBING
150	PAINT
151	LANDSCAPE
152	FINISH
153	INSULATION
154	GLASS
155	MECHANICAL
156	ELECTRICAL
157	PLUMBING
158	PAINT
159	LANDSCAPE
160	FINISH
161	INSULATION
162	GLASS
163	MECHANICAL
164	ELECTRICAL
165	PLUMBING
166	PAINT
167	LANDSCAPE
168	FINISH
169	INSULATION
170	GLASS
171	MECHANICAL
172	ELECTRICAL
173	PLUMBING
174	PAINT
175	LANDSCAPE
176	FINISH
177	INSULATION
178	GLASS
179	MECHANICAL
180	ELECTRICAL
181	PLUMBING
182	PAINT
183	LANDSCAPE
184	FINISH
185	INSULATION
186	GLASS
187	MECHANICAL
188	ELECTRICAL
189	PLUMBING
190	PAINT
191	LANDSCAPE
192	FINISH
193	INSULATION
194	GLASS
195	MECHANICAL
196	ELECTRICAL
197	PLUMBING
198	PAINT
199	LANDSCAPE
200	FINISH

CONSTRUCTION SCHEDULE	
1	CONCRETE
2	ROOFING
3	MECHANICAL
4	ELECTRICAL
5	PLUMBING
6	PAINT
7	LANDSCAPE
8	FINISH
9	INSULATION
10	GLASS
11	MECHANICAL
12	ELECTRICAL
13	PLUMBING
14	PAINT
15	LANDSCAPE
16	FINISH
17	INSULATION
18	GLASS
19	MECHANICAL
20	ELECTRICAL
21	PLUMBING
22	PAINT
23	LANDSCAPE
24	FINISH
25	INSULATION
26	GLASS
27	MECHANICAL
28	ELECTRICAL
29	PLUMBING
30	PAINT
31	LANDSCAPE
32	FINISH
33	INSULATION
34	GLASS
35	MECHANICAL
36	ELECTRICAL
37	PLUMBING
38	PAINT
39	LANDSCAPE
40	FINISH
41	INSULATION
42	GLASS
43	MECHANICAL
44	ELECTRICAL
45	PLUMBING
46	PAINT
47	LANDSCAPE
48	FINISH
49	INSULATION
50	GLASS
51	MECHANICAL
52	ELECTRICAL
53	PLUMBING
54	PAINT
55	LANDSCAPE
56	FINISH
57	INSULATION
58	GLASS
59	MECHANICAL
60	ELECTRICAL
61	PLUMBING
62	PAINT
63	LANDSCAPE
64	FINISH
65	INSULATION
66	GLASS
67	MECHANICAL
68	ELECTRICAL
69	PLUMBING

CITY OF ROCKWALL

ORDINANCE NO. 23-45

SPECIFIC USE PERMIT NO. S-311

AN ORDINANCE OF THE CITY COUNCIL OF THE CITY OF ROCKWALL, TEXAS, AMENDING THE UNIFIED DEVELOPMENT CODE (UDC) [ORDINANCE NO. 20-02] OF THE CITY OF ROCKWALL, ROCKWALL COUNTY, TEXAS, AS PREVIOUSLY AMENDED, SO AS TO GRANT A SPECIFIC USE PERMIT (SUP) FOR *RESIDENTIAL INFILL ADJACENT TO AN ESTABLISHED SUBDIVISION* TO ALLOW THE CONSTRUCTION OF A SINGLE-FAMILY HOME AND GUEST QUARTERS/SECONDARY LIVING UNIT ON A 12.00-ACRE TRACT OF LAND, IDENTIFIED AS TRACTS 8-01 & 8-02 OF THE W.T. DEWEESE SURVEY, ABSTRACT NO. 71, CITY OF ROCKWALL, ROCKWALL COUNTY, TEXAS; AND MORE SPECIFICALLY DESCRIBED AND DEPICTED IN *EXHIBIT 'A'* OF THIS ORDINANCE; PROVIDING FOR SPECIAL CONDITIONS; PROVIDING FOR A PENALTY OF FINE NOT TO EXCEED THE SUM OF TWO THOUSAND DOLLARS (\$2,000.00) FOR EACH OFFENSE; PROVIDING FOR A SEVERABILITY CLAUSE; PROVIDING FOR A REPEALER CLAUSE; PROVIDING FOR AN EFFECTIVE DATE.

WHEREAS, the City has received a request by Dennis and Melissa Cain for the approval of a *Specific Use Permit (SUP) for Residential Infill Adjacent to an Established Subdivision* on a 12.00-acre tract of land identified as Tracts 8-01 & 8-02 of the W.T. DeWeese Survey, Abstract No. 71, City of Rockwall, Rockwall County, Texas, zoned Agricultural (AG) District, addressed as 803 Dalton Road, and being more specifically described and depicted in *Exhibit 'A'* of this ordinance, which herein after shall be referred to as the *Subject Property* and incorporated by reference herein; and

WHEREAS, the Planning and Zoning Commission of the City of Rockwall and the governing body of the City of Rockwall, in compliance with the laws of the State of Texas and the ordinances of the City of Rockwall, have given the requisite notices by publication and otherwise, and have held public hearings and afforded a full and fair hearing to all property owners generally, and to all persons interested in and situated in the affected area and in the vicinity thereof, the governing body in the exercise of its legislative discretion has concluded that the Unified Development Code (UDC) [*Ordinance No. 20-02*] of the City of Rockwall should be amended as follows:

NOW, THEREFORE, BE IT ORDAINED by the City Council of the City of Rockwall, Texas;

SECTION 1. That the Unified Development Code (UDC) [*Ordinance No. 20-02*] of the City of Rockwall, as heretofore amended, be and the same is hereby amended so as to grant a Specific Use Permit (SUP) for *Residential Infill Adjacent to an Established Subdivision* to allow for the construction of a single-family home and guest quarters/secondary living unit in an established subdivision in accordance with Article 04, *Permissible Uses*, the Unified Development Code (UDC) [*Ordinance No. 20-02*] on the *Subject Property*; and,

SECTION 2. That the Specific Use Permit (SUP) shall be subject to the requirements set forth in

Subsection 03.01, *General Residential District Standards*, and Subsection 02.01, *Agricultural (AG) District*, of Article 05, *District Development Standards*, of the Unified Development Code (UDC) [Ordinance No. 20-02] -- as heretofore amended and may be amended in the future -- and with the following conditions:

2.1 OPERATIONAL CONDITIONS

The following conditions pertain to the construction of a single-family home and *Guest Quarters/Secondary Living Unit* on the *Subject Property* and conformance to these operational conditions are required:

- 1) The development of the *Subject Property* shall generally conform to the *Residential Plot Plan* as depicted in *Exhibit 'B'* of this ordinance.
- 2) The construction of a single-family home and *Guest Quarters/Secondary Living Unit* on the *Subject Property* shall generally conform to the *Building Elevations* depicted in *Exhibit 'C'* of this ordinance.
- 3) The *Guest Quarters/Secondary Living Unit* shall not exceed 2,830 SF.
- 4) The *Guest Quarters/Secondary Living Unit* shall not have full kitchen facilities.
- 5) The maximum height of the *Guest Quarters/Secondary Living Unit* shall not exceed one-story in height.

2.2 COMPLIANCE

Approval of this ordinance in accordance with Subsection 02.02, *Specific Use Permits (SUP)* of Article 11, *Development Applications and Review Procedures*, of the Unified Development Code (UDC) will require the *Subject Property* to comply with the following:

- 1) Upon obtaining a *Building Permit*, should the contractor operating under the guidelines of this ordinance fail to meet the minimum operational requirements set forth herein and outlined in the Unified Development Code (UDC), the City may (*after proper notice*) initiate proceedings to revoke the Specific Use Permit (SUP) in accordance with Subsection 02.02(F), *Revocation*, of Article 11, *Development Applications and Revision Procedures*, of the Unified Development Code (UDC) [Ordinance No. 20-02].

SECTION 3. That the official zoning map of the City be corrected to reflect the changes in zoning described herein.

SECTION 4. That all ordinances of the City of Rockwall in conflict with the provisions of this ordinance be, and the same are hereby repealed to the extent of that conflict.

SECTION 5. Any person, firm, or corporation violating any of the provisions of this ordinance shall be deemed guilty of a misdemeanor and upon conviction shall be punished by a penalty of fine not to exceed the sum of *TWO THOUSAND DOLLARS (\$2,000.00)* for each offence and each and every day such offense shall continue shall be deemed to constitute a separate offense.

SECTION 6. If any section or provision of this ordinance or the application of that section or provision to any person, firm, corporation, situation or circumstance is for any reason judged invalid, the adjudication shall not affect any other section or provision of this ordinance or the application of

any other section or provision to any other person, firm, corporation, situation or circumstance, and the City Council declares that it would have adopted the valid portions and applications of the ordinance without the invalid parts and to this end the provisions of this ordinance shall remain in full force and effect.

SECTION 7. That this ordinance shall take effect immediately from and after its passage.

**PASSED AND APPROVED BY THE CITY COUNCIL OF THE CITY OF ROCKWALL, TEXAS,
THIS THE 5th DAY OF SEPTEMBER, 2023.**

Trace Johannesen, Mayor

ATTEST:

Kristy Teague, City Secretary

APPROVED AS TO FORM:

Frank J. Garza, City Attorney

1st Reading: August 21, 2023

2nd Reading: September 5, 2023

**Exhibit 'A':
Location Map**

Address: 803 Dalton Road

Legal Description: Tracts 8-01 & 8-02 of the W.T. DeWeese Survey, Abstract No. 71

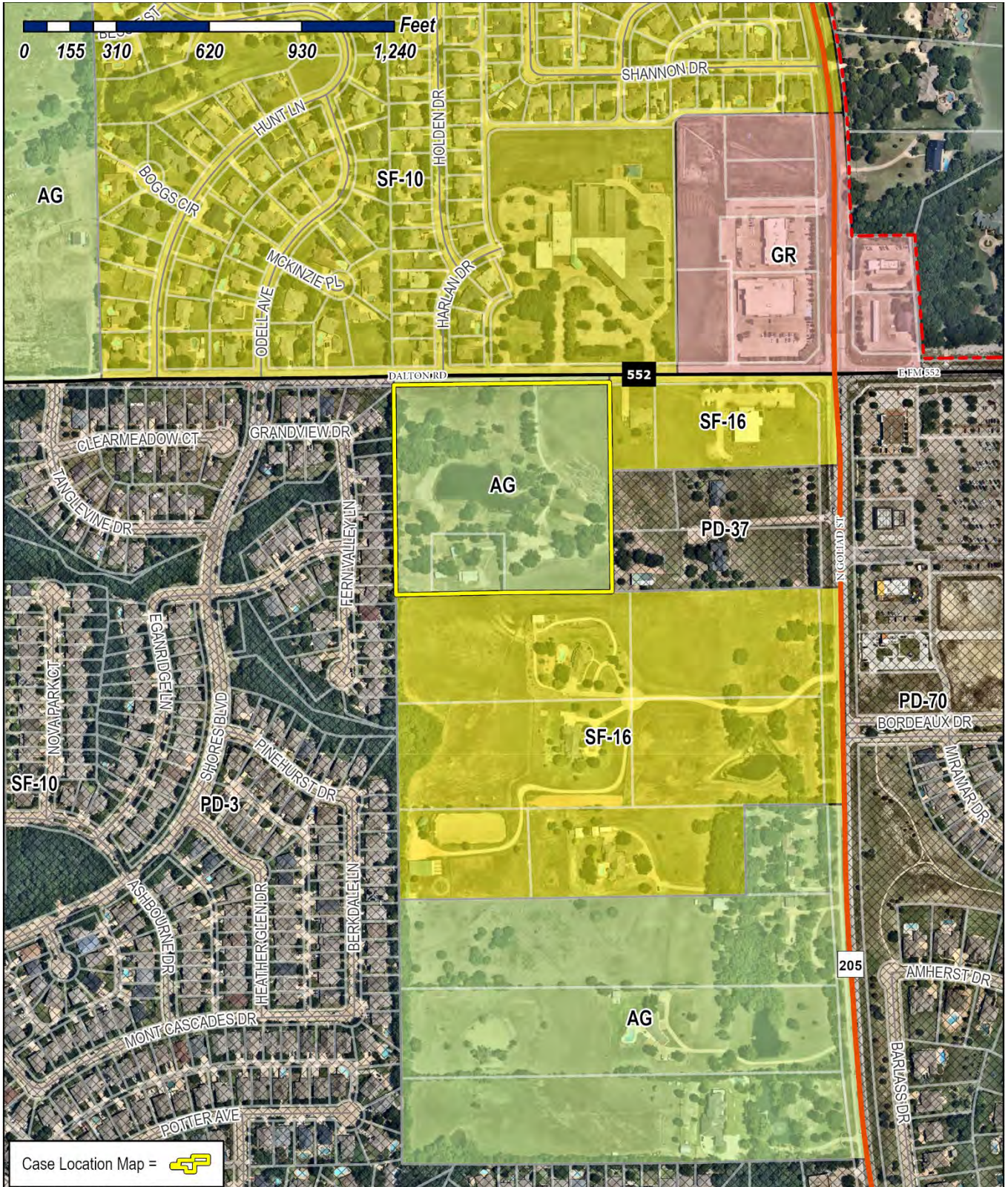
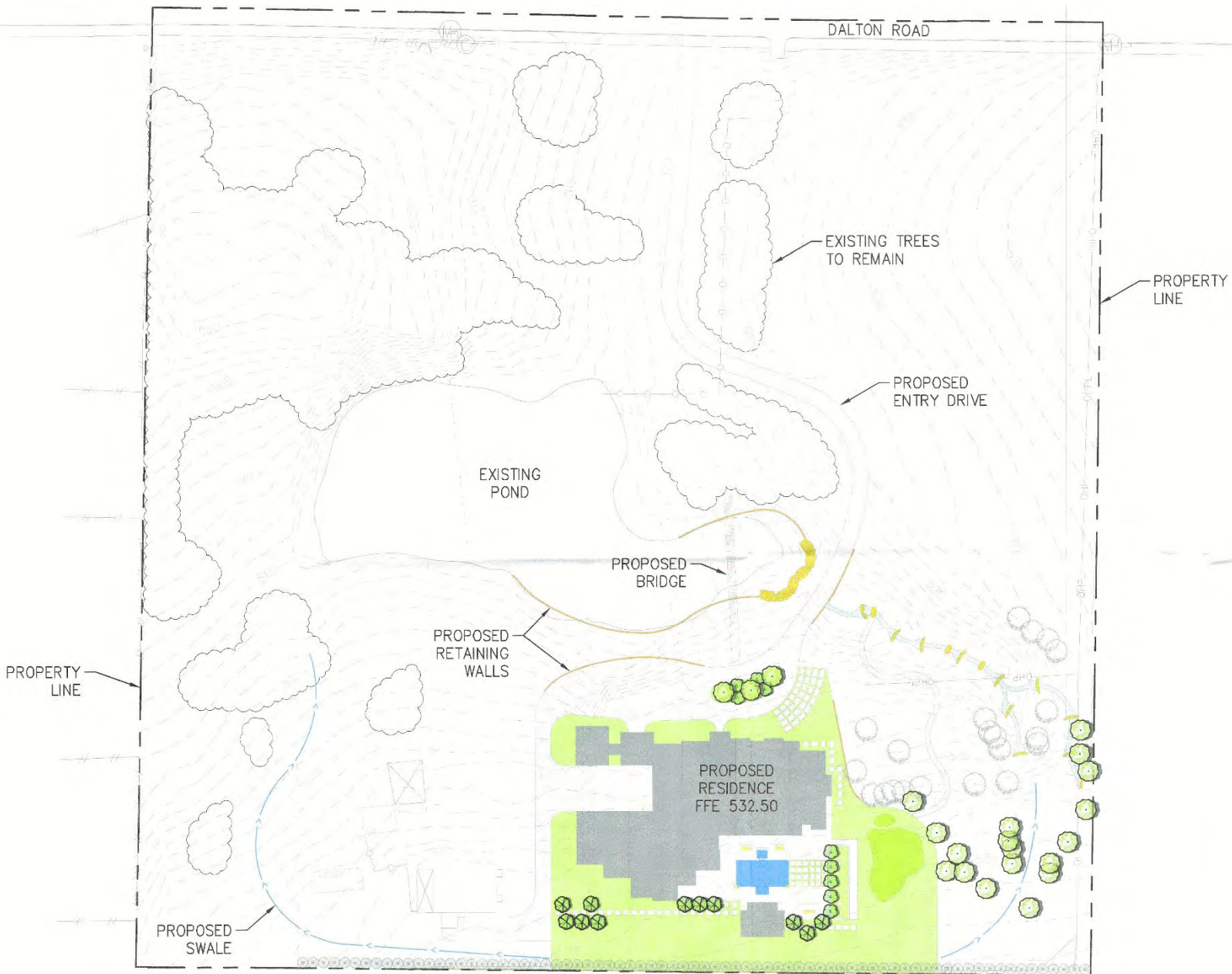
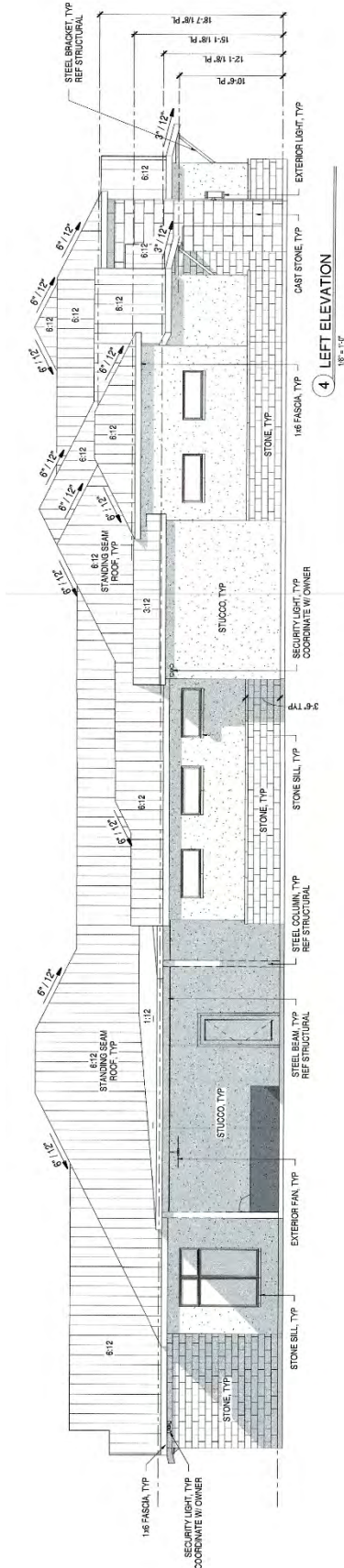


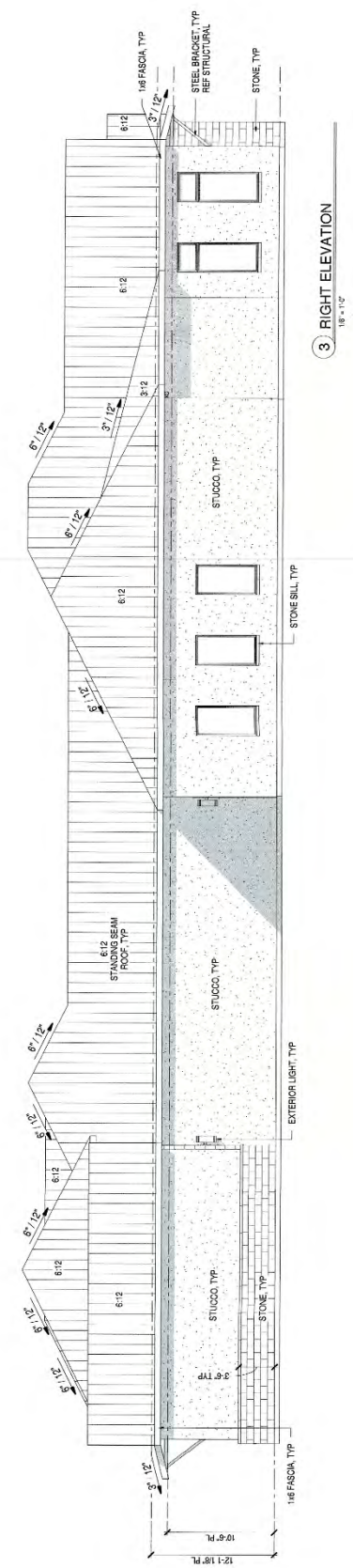
Exhibit 'B':
Residential Plot Plan



**Exhibit 'C':
Building Elevations**



4 LEFT ELEVATION
1/8" = 1'-0"



3 RIGHT ELEVATION
1/8" = 1'-0"

CITY OF ROCKWALL

ORDINANCE NO. 23-46

AN ORDINANCE OF THE CITY COUNCIL OF THE CITY OF ROCKWALL, TEXAS, AMENDING THE UNIFIED DEVELOPMENT CODE [*ORDINANCE NO. 20-02*] OF THE CITY OF ROCKWALL, AS HERETOFORE AMENDED, SO AS TO APPROVE A CHANGE IN ZONING FROM A SINGLE-FAMILY ESTATE 4.0 (SFE-4.0) DISTRICT TO A SINGLE-FAMILY ESTATE 1.5 (SFE-1.5) DISTRICT FOR A 5.24-ACRE TRACT OF LAND IDENTIFIED AS A TRACT 4-2 OF THE W. W. FORD SURVEY, ABSTRACT NO. 80, AND A PORTION OF TRACT 4-06 OF THE W.W. FORD SURVEY, ABSTRACT 80, CITY OF ROCKWALL, ROCKWALL COUNTY, TEXAS, AND BEING MORE SPECIFICALLY DESCRIBED AND DEPICTED IN *EXHIBIT 'A'* AND *EXHIBIT 'B'* OF THIS ORDINANCE; PROVIDING FOR SPECIAL CONDITIONS; PROVIDING FOR A PENALTY OF FINE NOT TO EXCEED THE SUM OF TWO THOUSAND DOLLARS (\$2,000.00) FOR EACH OFFENSE; PROVIDING FOR A SEVERABILITY CLAUSE; PROVIDING FOR A REPEALER CLAUSE; PROVIDING FOR AN EFFECTIVE DATE.

WHEREAS, the City has received a request from Dakota, Claire, Austen, and Sara Brewer for the approval of a Zoning Change from a Single-Family Estate 4.0 (SFE-4.0) District to a Single-Family 1.5 (SFE-1.5) District for a 5.24-acre tract of land identified as a Tract 4-2 of the W. W. Ford Survey, Abstract No. 80, City of Rockwall, Rockwall County, Texas, zoned Single-Family Estate 4.0 (SFE-4.0) District, addressed as 626 Cullins Road, and more fully described and depicted in *Exhibit 'A'* and *Exhibit 'B'* of this ordinance, which hereinafter shall be referred to as the *Subject Property* and incorporated by reference herein; and

WHEREAS, the Planning and Zoning Commission of the City of Rockwall and the governing body of the City of Rockwall in compliance with the laws of the State of Texas and the ordinances of the City of Rockwall have given the requisite notices by publication and otherwise, and have held public hearings and afforded a full and fair hearing to all property owners generally and to all persons interested in and situated in the affected area, and in the vicinity thereof, and the governing body in the exercise of its legislative discretion, has concluded that the Unified Development Code (UDC) [*Ordinance No. 20-02*] should be amended as follows:

NOW, THEREFORE, BE IT ORDAINED BY THE CITY COUNCIL OF THE CITY OF ROCKWALL, TEXAS:

SECTION 1. That the Unified Development Code (UDC) [*Ordinance No. 20-02*] of the City of Rockwall, Texas, as heretofore amended, be and the same are hereby amended by amending the zoning map of the City of Rockwall so as to change the zoning of the *Subject Property* from Agricultural (AG) District to a Single-Family Estate 4.0 (SFE-4.0) District;

SECTION 2. That the *Subject Property* shall be used only in the manner and for the purposes provided for a *Single-Family Estate 1.5 (SFE-1.5) District* as stipulated in Subsection 01.01, *Use of Land and Buildings*, of Article 04, *Permissible Uses*, and Subsection 03.02, *Single-Family Estate 1.5 (SFE-1.5) District*, of Article 05, *District Development Standards*, of the Unified Development Code [*Ordinance No. 20-02*] of the City of Rockwall as heretofore amended, as

amended herein by granting of this zoning change, and as maybe amended in the future;

SECTION 3. That the official zoning map of the City be corrected to reflect the changes in the zoning described herein;

SECTION 4. Any person, firm, or corporation violating any of the provisions of this ordinance shall be deemed guilty of a misdemeanor and upon conviction shall be punished by a penalty of fine not to exceed the sum of *Two Thousand Dollars (\$2,000.00)* for each offence and each and every day such offense shall continue shall be deemed to constitute a separate offense;

SECTION 5. If any section, paragraph, or provision of this ordinance or the application of that section, paragraph, or provision to any person, firm, corporation or situation is for any reason judged invalid, the adjudication shall not affect any other section, paragraph, or provision of this ordinance or the application of any other section, paragraph or provision to any other person, firm, corporation or situation, nor shall adjudication affect any other section, paragraph, or provision of the Unified Development Code (UDC) of the City of Rockwall, Texas, and the City Council declares that it would have adopted the valid portions and applications of the ordinance without the invalid parts and to this end the provisions for this ordinance are declared to be severable; and

SECTION 6. That all ordinances of the City of Rockwall in conflict with the provisions of this ordinance be and the same are hereby repealed, and all other ordinances of the City of Rockwall not in conflict with the provisions of this ordinance shall remain in full force and effect;

SECTION 7. That this ordinance shall take effect immediately from and after its passage.

PASSED AND APPROVED BY THE CITY COUNCIL OF THE CITY OF ROCKWALL, TEXAS, THIS THE 5TH DAY OF SEPTEMBER, 2023.

Trace Johannessen, Mayor

ATTEST:

Kristy Teague, City Secretary

APPROVED AS TO FORM:

Frank J. Garza, *City Attorney*

1st Reading: August 21, 2023

2nd Reading: September 5, 2023

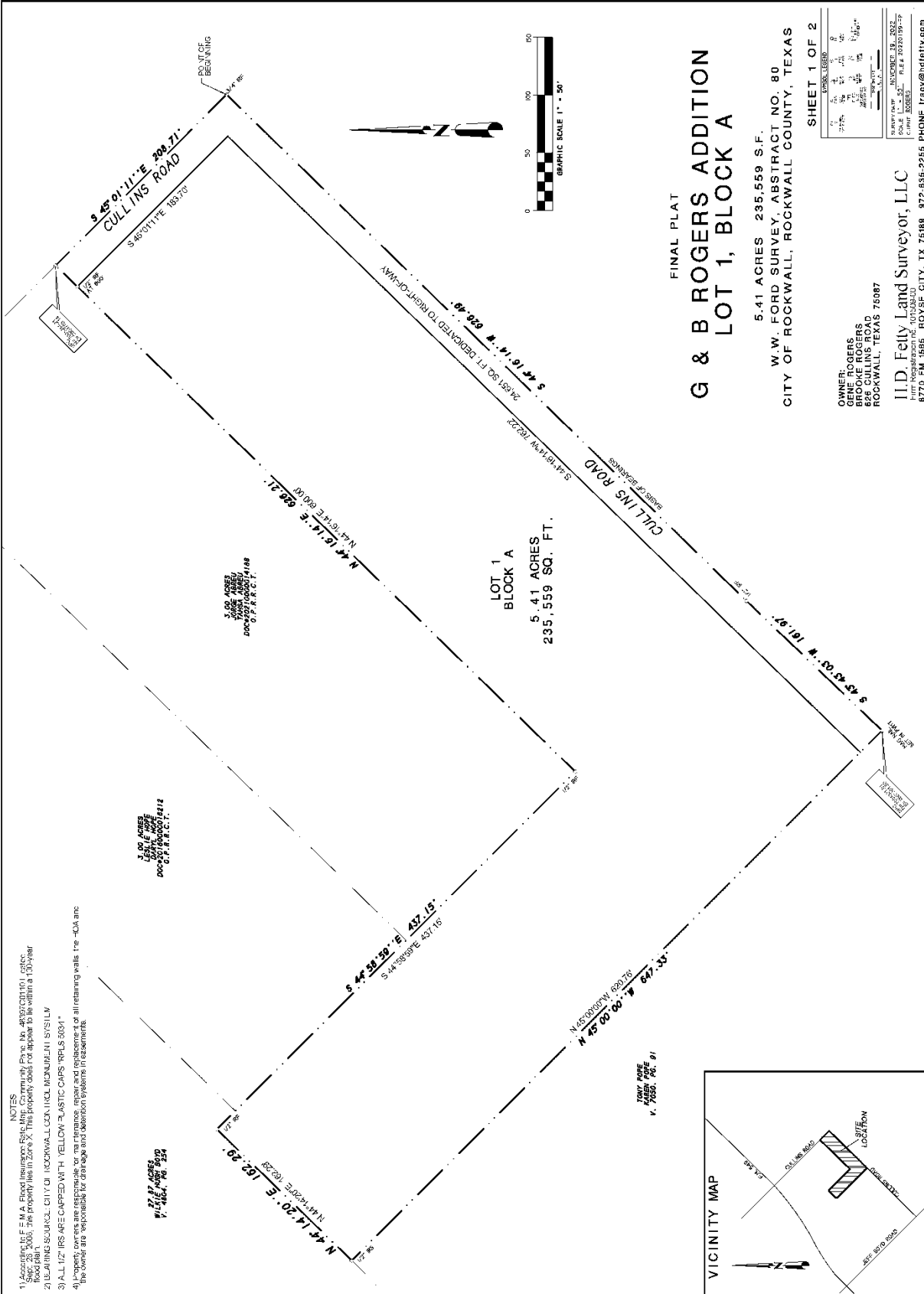
Exhibit 'A'
Legal Description

Addressed: 626 Cullins Road

Legal Description: A Portion of Tract 4-06 and All of Tract 4-2 of the W. W. Ford Survey, Abstract No. 80



Exhibit 'B' Survey



CITY OF ROCKWALL

ORDINANCE NO. 23-47

SPECIFIC USE PERMIT NO. S-312

AN ORDINANCE OF THE CITY COUNCIL OF THE CITY OF ROCKWALL, TEXAS, AMENDING *ORDINANCE NO. 22-52* AND THE UNIFIED DEVELOPMENT CODE [*ORDINANCE NO. 20-02*] OF THE CITY OF ROCKWALL, TEXAS, AS PREVIOUSLY AMENDED, SO AS TO GRANT A SPECIFIC USE PERMIT (SUP) TO ALLOW FOR A *GOLF DRIVING RANGE AND OUTDOOR COMMERCIAL AMUSEMENT/RECREATION* ON A 9.942-ACRE TRACT OF LAND BEING A PORTION OF A LARGER 18.13-ACRE TRACT OF LAND AND A 12.868-ACRE TRACT OF LAND IDENTIFIED AS TRACT 22 & 22-2 OF THE R. IRVINE SURVEY, ABSTRACT NO 120, CITY OF ROCKWALL, ROCKWALL COUNTY, TEXAS; PROVIDING FOR SPECIAL CONDITIONS; PROVIDING FOR A PENALTY OR FINE NOT TO EXCEED THE SUM OF TWO THOUSAND DOLLARS (\$2,000.00) FOR EACH OFFENSE; PROVIDING FOR A SEVERABILITY CLAUSE; PROVIDING FOR A REPEALER CLAUSE; PROVIDING FOR AN EFFECTIVE DATE.

WHEREAS, a request has been made by Renee Ward, PE of Weir & Associates on behalf of Conor Keilty, AIA of Structured REA-Rockwall Land, LLC for the approval of a Specific Use Permit (SUP) for a *Golf Driving Range* and *Outdoor Commercial Amusement/Recreation* on a 9.942-acre parcel of land, zoned Commercial (C) District, situated within the IH-30 Overlay (IH-30 OV) District, being identified as a portion of a larger 18.13-acre tract of land and a 12.868-acre tract of land further identified as Tract 22 & 22-2 of the R. Irvine Survey, Abstract No. 120, City of Rockwall, Rockwall County, Texas, generally located near the terminus of Fit Sport Life Boulevard, and being more specifically described in *Exhibit 'A'* of this ordinance, which herein after shall be referred to as the *Subject Property* and incorporated by reference herein; and

WHEREAS, the Planning and Zoning Commission of the City of Rockwall and the governing body of the City of Rockwall, in compliance with the laws of the State of Texas and the ordinances of the City of Rockwall, have given the requisite notices by publication and otherwise, and have held public hearings and afforded a full and fair hearing to all property owners generally, and to all persons interested in and situated in the affected area and in the vicinity thereof, the governing body in the exercise of its legislative discretion has concluded that *Ordinance No. 22-52 (S-287)* and the Unified Development Code [*Ordinance No. 20-02*] of the City of Rockwall should be amended as follows:

NOW, THEREFORE, BE IT ORDAINED BY THE CITY COUNCIL OF THE CITY OF ROCKWALL, TEXAS:

SECTION 1. That the approval of this ordinance shall supersede all requirements stipulated in *Ordinance No. 22-52 (S-287)*.

SECTION 2. That the Unified Development Code [*Ordinance No. 20-02*] of the City of Rockwall, as heretofore amended, be and the same is hereby amended so as to grant a Specific Use Permit (SUP) allowing for the establishment of a *Golf Driving Range* and *Outdoor Commercial Amusement/Recreation* as stipulated by Article 04, *Permissible Uses*, of the Unified Development Code [*Ordinance No. 20-02*] on the *Subject Property*; and

SECTION 3. That the *Subject Property* shall be used and developed only in the manner and for the purposes described in this Specific Use Permit (SUP) ordinance and as specifically set forth in Subsection 01.01, *Land Use Schedule*, and Subsection 02.03, *Conditional Land Use Standards*, of Article 04, *Permissible Uses*, and Subsection 04.01, *General Commercial District Standards*; Subsection 04.05, *Commercial (C) District*; and Subsection 06.02, *General Overlay District Standards*, of Article 05, *District Development Standards*, of the Unified Development Code [Ordinance No. 20-02] of the City of Rockwall -- as heretofore amended and may be amended in the future -- and with the following conditions:

3.1 OPERATIONAL CONDITIONS

The following conditions pertain to the operation of a *Golf Driving Range* and *Outdoor Commercial Amusement/Recreation* on the *Subject Property* and conformance to these requirements is necessary for continued operations:

- 1) The development and operation of a *Golf Driving Range* and *Outdoor Commercial Amusement/Recreation* shall generally conform to the *Concept Plan* depicted in *Exhibit 'B'* and *Concept Building Elevations* depicted in *Exhibit 'C'* of this ordinance.
- 2) The maximum height of the netting and support structures shall not exceed 200-feet and shall generally conform to *Exhibit 'D'* of this ordinance.

3.2 COMPLIANCE

Approval of this ordinance in accordance with Subsection 02.02, *Specific Use Permits (SUP)*, of Article 11, *Development Applications and Review Procedures*, of the Unified Development Code (UDC) will require the *Subject Property* to comply with the following:

- 1) Upon obtaining a *Certificate of Occupancy (CO)*, should the business owner operating under the guidelines of this ordinance fail to meet the minimum operational requirements set forth herein and outlined in the Unified Development Code (UDC), the City may (after proper notice) initiate proceedings to revoke the Specific Use Permit (SUP) in accordance with Subsection 02.02(F), *Revocation*, of Article 11, *Development Applications and Review Procedures*, of the Unified Development Code (UDC) [Ordinance No. 20-02].

SECTION 4. That the official zoning map of the City be corrected to reflect the changes in zoning described herein.

SECTION 5. That all ordinances of the City of Rockwall in conflict with the provisions of this ordinance be, and the same are hereby repealed to the extent of that conflict.

SECTION 6. Any person, firm, or corporation violating any of the provisions of this ordinance shall be deemed guilty of a misdemeanor and upon conviction shall be punished by a penalty of fine not to exceed the sum of *TWO THOUSAND DOLLARS (\$2,000.00)* for each offence and each and every day such offense shall continue shall be deemed to constitute a separate offense.

SECTION 7. If any section or provision of this ordinance or the application of that section or provision to any person, firm, corporation, situation or circumstance is for any reason judged invalid, the adjudication shall not affect any other section or provision of this ordinance or the application of any other section or provision to any other person, firm, corporation, situation or circumstance, and the City Council declares that it would have adopted the valid portions and applications of the ordinance without the invalid parts and to this end the provisions of this ordinance shall remain in full force and effect.

SECTION 8. That this ordinance shall take effect immediately from and after its passage.

**PASSED AND APPROVED BY THE CITY COUNCIL OF THE CITY OF ROCKWALL, TEXAS,
THIS THE 5th DAY OF SEPTEMBER, 2023.**

Trace Johannesen, Mayor

ATTEST:

Kristy Teague, City Secretary

APPROVED AS TO FORM:

Frank J. Garza, *City Attorney*

1st Reading: August 21, 2023

2nd Reading: September 5, 2023

Exhibit 'A':
Legal Description

BEING A TRACT OF LAND LOCATED IN THE ROBERT BOYD IRVINE SURVEY, ABSTRACT NO. 120, ROCKWALL COUNTY, TEXAS, BEING A PORTION OF A TRACT OF LAND DESCRIBED IN A DEED TO STRUCTURED REA-ROCKWALL LAND, LLC, RECORDED IN INSTRUMENT NO. 20210000001622, OFFICIAL PUBLIC RECORDS, ROCKWALL COUNTY, TEXAS (O.P.R.C.C.T.), AND BEING MORE PARTICULARLY DESCRIBED BY METES AND BOUNDS AS FOLLOWS:

BEGINNING AT A 1/2" IRON ROD FOUND, SAID IRON ROD BEING A NORTHEAST CORNER OF SAID STRUCTURED TRACT, THE SOUTHEAST CORNER OF A TRACT OF LAND DESCRIBED IN A DEED TO JOWERS, INC., RECORDED IN VOLUME 1215, PAGE 155, DEED RECORDS, ROCKWALL COUNTY, TEXAS (D.R.R.C.T.), AND IN THE WEST LINE OF A TRACT OF LAND DESCRIBED IN A DEED TO RUSTY WALLIS FAMILY LIMITED PARTNERSHIP #2, RECORDED IN VOLUME 4014, PAGE 173, D.R.R.C.T.;

THENCE S 01°41'51" E, ALONG AN EAST LINE OF SAID STRUCTURED TRACT AND THE WEST LINE OF SAID RUSTY WALLIS TRACT, 345.16 FEET TO A POINT;

THENCE S 71°45'12" W, DEPARTING AN EAST LINE OF SAID STRUCTURED TRACT AND THE WEST LINE OF SAID RUSTY WALLIS TRACT, 505.08 FEET TO A POINT, BEING THE BEGINNING OF A NON-TANGENT CURVE TO THE LEFT;

THENCE SOUTHERLY, AN ARC LENGTH OF 255.29 FEET ALONG SAID NON-TANGENT CURVE TO THE LEFT, HAVING A RADIUS OF 830.00 FEET, A DELTA ANGLE OF 17°37'23", AND A CHORD BEARING S 89°49'15" W, A DISTANCE OF 254.29 FEET TO A POINT;

THENCE S 81°00'34" W, A DISTANCE OF 305.78 FEET TO A POINT IN THE NORTH RIGHT-OF-WAY LINE OF FIT SPORT LIFE BOULEVARD (A 60' RIGHT-OF-WAY), BEING THE BEGINNING OF A CURVE TO THE RIGHT;

THENCE NORTHWESTERLY DEPARTING SAID FIT SPORT LIFE BOULEVARD, AN ARC LENGTH OF 31.42 FEET ALONG SAID CURVE TO THE RIGHT, HAVING A RADIUS OF 20.00 FEET, A DELTA ANGLE OF 90°00'00", AND A CHORD BEARING OF N 53°59'26" W, A DISTANCE OF 28.28 FEET TO A POINT;

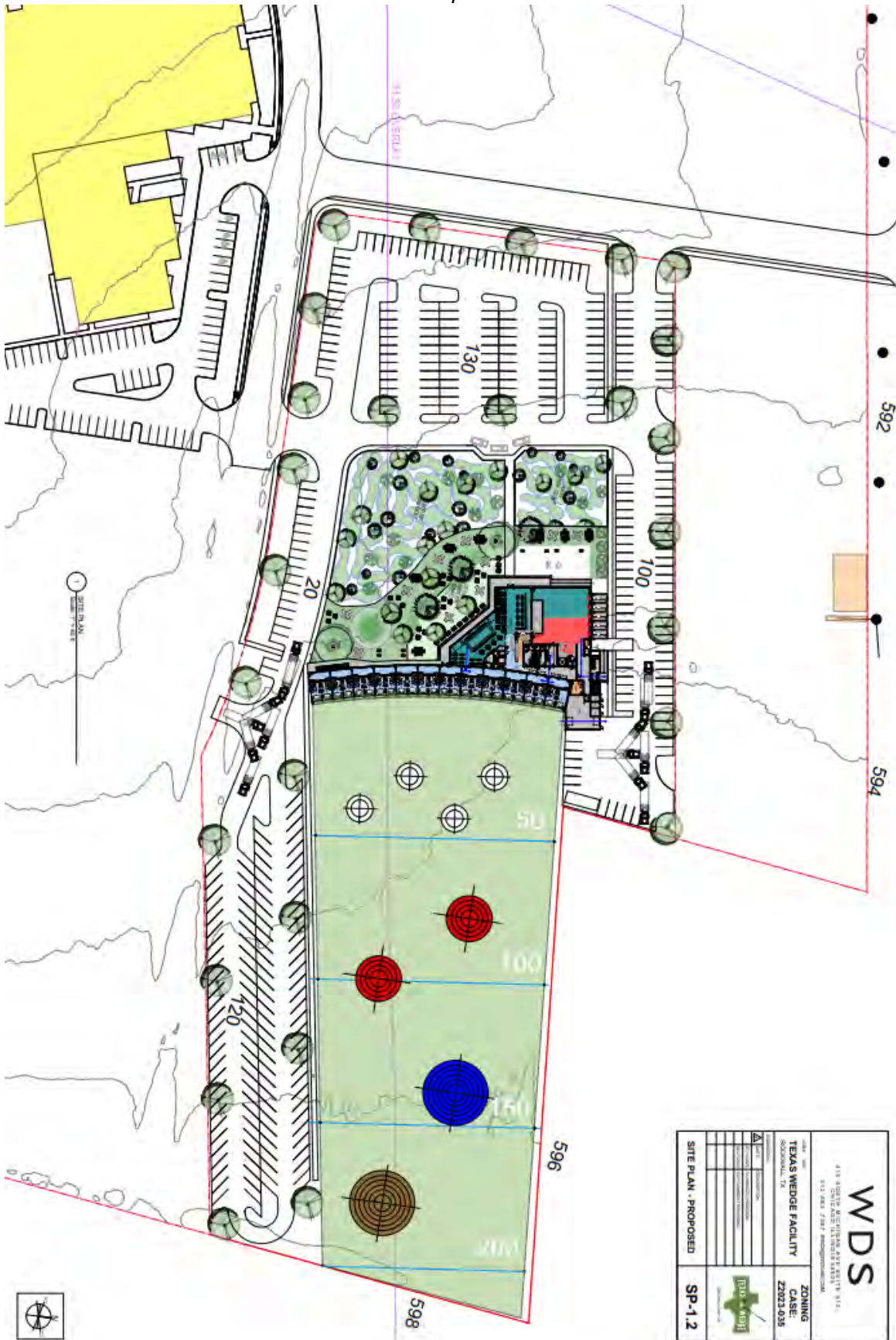
THENCE N 08°59'26" W, A DISTANCE OF 356.88 FEET TO A POINT, FROM WHICH A 5/8" IRON ROD FOUND WITH A PINK CAP STAMPED "TXDOT" BEARS S 87°49'28" W, 726.69 FEET, SAID IRON ROD BEING THE NORTHWEST CORNER OF SAID STRUCTURED TRACT AND BEING THE INTERSECTION OF THE EAST RIGHT-OF-WAY LINE OF CORPORATE CROSSING (VARIABLE WIDTH RIGHT-OF-WAY) WITH THE SOUTH RIGHT-OF-WAY LINE OF INTERSTATE HIGHWAY NO. 30 (VARIABLE WIDTH RIGHT-OF-WAY);

THENCE N 72°46'09" E, A DISTANCE OF 602.14 FEET TO A POINT IN THE WEST LINE OF SAID JOWERS TRACT AND THE MOST NORTHERLY EAST LINE OF SAID STRUCTURED TRACT;

THENCE S 01°36'16" E, ALONG THE WEST LINE OF SAID JOWERS TRACT AND THE MOST NORTHERLY EAST LINE OF SAID STRUCTURED TRACT, A DISTANCE OF 121.40 FEET TO A POINT, BEING THE SOUTHWEST CORNER OF SAID JOWERS TRACT;

THENCE N 76°34'05" E, ALONG THE SOUTH LINE OF SAID JOWERS TRACT AND THE MOST EASTERLY NORTH LINE OF SAID STRUCTURED TRACT, A DISTANCE OF 540.70 FEET TO THE PLACE OF BEGINNING AND CONTAINING 9.942 ACRES (433,054 SQUARE FEET) OF LAND, MORE OR LESS.

**Exhibit 'B':
Concept Plan**



**Exhibit 'B':
Concept Plan**



		415 NORTH MCKINLEY AVE SUITE 812 312.888.7881 WWW.WEDGECOMM.COM	
		TEXAS WEDGE FACILITY ROCKWALL, TX	ZONING CASE: Z2023-035
DATE: 08/2023 DRAWN BY: [Name] CHECKED BY: [Name] APPROVED BY: [Name]		SITE PLAN - PROPOSED	
SITE PLAN - PROPOSED		SP-1.1	

Exhibit 'C':
 Concept Building Elevations



TEXAS WEDGE
 FIT SPORT LIFE BLVD, ROCKWALL, TEXAS 75032
 NEW BUILDING FOR GOLF
 FOOD AND ENTERTAINMENT
 SCHEMATIC PRICING PACKAGE



DRAWING LIST

- T-1.0 TITLE SHEET
- SP-10 SITE PLAN - EXISTING
- SP-11 SITE PLAN - PROPOSED
- SP-12 SITE PLAN - PROPOSED ENHANCED
- SP-13 GREEN SPACES
- SP-14 KID SPACES
- SP-15 KID SPACES
- SP-16 GOLF RANGE
- A-1.1 FIRST FLOOR PLAN
- A-1.2 SECOND FLOOR PLAN
- A-1.3 DON PLAN
- A-1.4 PLANS 1-3
- A-2.0 ELEVATIONSECTION - NORTH
- A-2.1 ELEVATIONSECTION - SOUTH
- A-2.2 ELEVATIONSECTION - WEST

410 SOUTH MICHAEL AVE SUITE 912
 CHICAGO ILLINOIS 60655
 312.583.7887 info@wds.com

WDS
 WEDGING DESIGN STUDIO

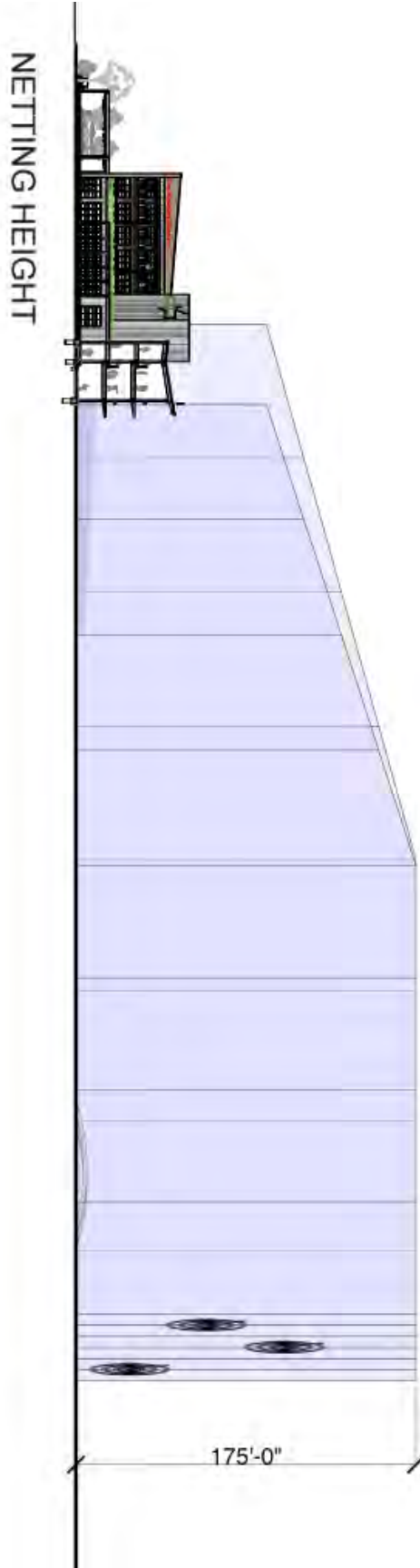
DATE: 2/21/20
 DRAWN BY: [Name]
 CHECKED BY: [Name]
 APPROVED BY: [Name]

PROJECT: TEXAS WEDGE FACILITY
 LOCATION: ROCKWALL, TX

TITLE SHEET

T-1.0

Exhibit 'D':
Golf Netting Height



CITY OF ROCKWALL

ORDINANCE NO. 23-48

SPECIFIC USE PERMIT NO. S-313

AN ORDINANCE OF THE CITY COUNCIL OF THE CITY OF ROCKWALL, TEXAS, AMENDING THE UNIFIED DEVELOPMENT CODE [*ORDINANCE NO. 20-02*] OF THE CITY OF ROCKWALL, AS HERETOFORE AMENDED, SO AS TO GRANT A SPECIFIC USE PERMIT (SUP) FOR A *CARPORT* THAT DOES NOT MEET THE MINIMUM REQUIREMENTS ON AN 0.3492-ACRE PARCEL OF LAND IDENTIFIED AS LOT 7, BLOCK A, SOLAR VILLAGE ADDITION, CITY OF ROCKWALL, ROCKWALL COUNTY, TEXAS, AND BEING MORE SPECIFICALLY DESCRIBED AND DEPICTED IN *EXHIBIT 'A'* AND *EXHIBIT 'B'* OF THIS ORDINANCE; PROVIDING FOR SPECIAL CONDITIONS; PROVIDING FOR A PENALTY OF FINE NOT TO EXCEED THE SUM OF TWO THOUSAND DOLLARS (\$2,000.00) FOR EACH OFFENSE; PROVIDING FOR A SEVERABILITY CLAUSE; PROVIDING FOR A REPEALER CLAUSE; PROVIDING FOR AN EFFECTIVE DATE.

WHEREAS, the City has received a request from Richard Expo on behalf of Ryszard Waszczuk for the approval of a *Specific Use Permit (SUP)* for a *Carport* that does not meet the minimum requirements on an 0.3492-acre parcel of land identified as Lot 7, Block A, Solar Village Addition, City of Rockwall, Rockwall County, Texas, zoned Single-Family 7 (SF-7) District, addressed as 820 E. Heath Street, and more fully described and depicted in *Exhibit 'A'* and *Exhibit 'B'* of this ordinance, which hereinafter shall be referred to as the *Subject Property* and incorporated by reference herein; and

WHEREAS, the Planning and Zoning Commission of the City of Rockwall and the governing body of the City of Rockwall in compliance with the laws of the State of Texas and the ordinances of the City of Rockwall have given the requisite notices by publication and otherwise, and have held public hearings and afforded a full and fair hearing to all property owners generally and to all persons interested in and situated in the affected area, and in the vicinity thereof, and the governing body in the exercise of its legislative discretion, has concluded that the Unified Development Code (UDC) [*Ordinance No. 20-02*] should be amended as follows:

NOW, THEREFORE, BE IT ORDAINED BY THE CITY COUNCIL OF THE CITY OF ROCKWALL, TEXAS:

SECTION 1. That the Unified Development Code (UDC) [*Ordinance No. 20-02*] of the City of Rockwall, Texas, as heretofore amended, be and the same are hereby amended so as to grant a Specific Use Permit allowing for the establishment of a *Carport* that does not meet the minimum size or setback requirements for a carport in a Single Family 7 (SF-7) District as stipulated by, *Article 04, Permissible Uses*, and *Article V, District Development Standards*, of the Unified Development Code [*Ordinance No. 04-38*] on the *Subject Property*; and

SECTION 2. That the Specific Use Permit (SUP) shall be subject to the requirements set forth in Subsection 03.01, *General Residential District Standards*, and Subsection 03.09, *Single-Family 7 (SF-7) District*, of Article 05, *District Development Standards*, of the Unified Development Code

(UDC) [Ordinance No. 20-02] -- as heretofore amended and may be amended in the future -- and with the following conditions:

2.1 OPERATIONAL CONDITIONS

The following conditions pertain to the operation of a carport on the *Subject Property* and conformance to these requirements is necessary for continued operations:

- (1) The carport shall maintain conformance to the approved site plan and building elevations depicted in *Exhibits 'A' & 'B'* of this ordinance.
- (2) The carport shall not exceed a maximum size of 625 SF.
- (3) The carport shall not exceed a maximum overall height of 17-feet.
- (4) The carport is subject to administrative review in the event that the *Subject Property* is sold, conveyed or altered in any manner.

2.2. COMPLIANCE

Approval of this ordinance in accordance with Subsection 02.02, *Specific Use Permits (SUP)*, of Article 11, *Development Applications and Review Procedures*, of the Unified Development Code (UDC) will require compliance to the following:

- (1) Upon obtaining a building permit, should the business owner operating under the guidelines of this ordinance fail to meet the minimum operational requirements set forth herein and outlined in the Unified Development Code (UDC), the City may (*after proper notice*) initiate proceedings to revoke the Specific Use Permit (SUP) in accordance with Subsection 02.02(F), *Revocation*, of Article 11, *Development Applications and Revision Procedures*, of the Unified Development Code (UDC) [Ordinance No. 20-02].

SECTION 3. That the official zoning map of the City be corrected to reflect the changes in the zoning described herein;

SECTION 4. Any person, firm, or corporation violating any of the provisions of this ordinance shall be deemed guilty of a misdemeanor and upon conviction shall be punished by a penalty of fine not to exceed the sum of *Two Thousand Dollars (\$2,000.00)* for each offence and each and every day such offense shall continue shall be deemed to constitute a separate offense;

SECTION 5. If any section, paragraph, or provision of this ordinance or the application of that section, paragraph, or provision to any person, firm, corporation or situation is for any reason judged invalid, the adjudication shall not affect any other section, paragraph, or provision of this ordinance or the application of any other section, paragraph or provision to any other person, firm, corporation or situation, nor shall adjudication affect any other section, paragraph, or provision of the Unified Development Code (UDC) of the City of Rockwall, Texas, and the City Council declares that it would have adopted the valid portions and applications of the ordinance without the invalid parts and to this end the provisions for this ordinance are declared to be severable; and

SECTION 6. That all ordinances of the City of Rockwall in conflict with the provisions of this ordinance be and the same are hereby repealed, and all other ordinances of the City of Rockwall not in conflict with the provisions of this ordinance shall remain in full force and effect;

SECTION 7. That this ordinance shall take effect immediately from and after its passage.

**PASSED AND APPROVED BY THE CITY COUNCIL OF THE CITY OF ROCKWALL, TEXAS,
THIS THE 5th DAY OF SEPTEMBER, 2023.**

Trace Johannessen, Mayor

ATTEST:

Kristy Teague, City Secretary

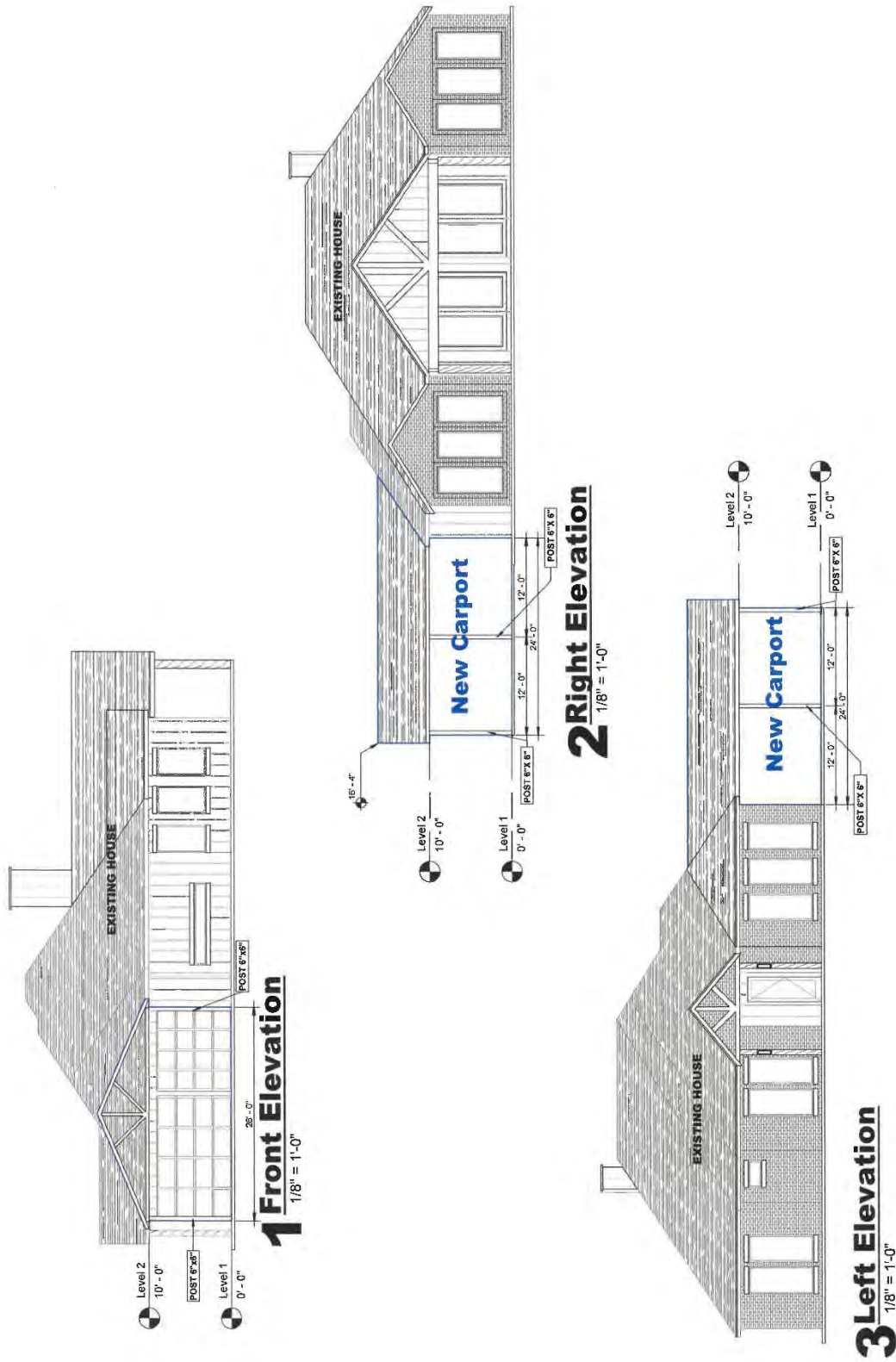
APPROVED AS TO FORM:

Frank J. Garza, City Attorney

1st Reading: August 21, 2023

2nd Reading: September 5, 2023

Exhibit 'B'
Building Elevations



CITY OF ROCKWALL

ORDINANCE NO. 23-49

SPECIFIC USE PERMIT NO. S-314

AN ORDINANCE OF THE CITY COUNCIL OF THE CITY OF ROCKWALL, TEXAS, AMENDING PLANNED DEVELOPMENT DISTRICT 19 (PD-19) AND THE UNIFIED DEVELOPMENT CODE (UDC) [*ORDINANCE NO. 20-02*] OF THE CITY OF ROCKWALL, ROCKWALL COUNTY, TEXAS, AS PREVIOUSLY AMENDED, SO AS TO GRANT A SPECIFIC USE PERMIT (SUP) FOR AN *ACCESSORY STRUCTURE* ON A 0.1199-ACRE PARCEL OF LAND IDENTIFIED AS LOT 8, BLOCK A, NEWPORT PLACE ADDITION, CITY OF ROCKWALL, ROCKWALL COUNTY, TEXAS, AND MORE SPECIFICALLY DESCRIBED AND DEPICTED IN *EXHIBIT 'A'* OF THIS ORDINANCE; PROVIDING FOR SPECIAL CONDITIONS; PROVIDING FOR A PENALTY OF FINE NOT TO EXCEED THE SUM OF TWO THOUSAND DOLLARS (\$2,000.00) FOR EACH OFFENSE; PROVIDING FOR A SEVERABILITY CLAUSE; PROVIDING FOR A REPEALER CLAUSE; PROVIDING FOR AN EFFECTIVE DATE.

WHEREAS, the City has received a request by James and Mary Blocker for the approval of a *Specific Use Permit (SUP)* for an *Accessory Building* on a 0.1199-acre parcel of land identified as Lot 8, Block A, Newport Place Addition, City of Rockwall, Rockwall County, Texas, addressed as 1796 Mystic Street, and being more specifically described and depicted in *Exhibit 'A'* of this ordinance, which herein after shall be referred to as the *Subject Property* and incorporated by reference herein; and

WHEREAS, the Planning and Zoning Commission of the City of Rockwall and the governing body of the City of Rockwall, in compliance with the laws of the State of Texas and the ordinances of the City of Rockwall, have given the requisite notices by publication and otherwise, and have held public hearings and afforded a full and fair hearing to all property owners generally, and to all persons interested in and situated in the affected area and in the vicinity thereof, the governing body in the exercise of its legislative discretion has concluded that Planned Development District 19 (PD-19) and the Unified Development Code (UDC) [*Ordinance No. 20-02*] of the City of Rockwall should be amended as follows:

NOW, THEREFORE, BE IT ORDAINED by the City Council of the City of Rockwall, Texas;

SECTION 1. That Planned Development District 19 (PD-19) and the Unified Development Code (UDC) [*Ordinance No. 20-02*] of the City of Rockwall, as heretofore amended, be and the same is hereby amended so as to grant a Specific Use Permit (SUP) to allow for the construction of an *Accessory Structure* in accordance with Article 04, *Permissible Uses*, the Unified Development Code (UDC) [*Ordinance No. 20-02*] on the *Subject Property*; and,

SECTION 2. That the Specific Use Permit (SUP) shall be subject to the requirements set forth in Planned Development District 19 (PD-19) and Subsection 03.01, *General Residential District Standards*, of Article 05, *District Development Standards*, of the Unified Development Code (UDC) [*Ordinance No. 20-02*] -- as heretofore amended and may be amended in the future -- and

with the following conditions:

2.1 OPERATIONAL CONDITIONS

The following conditions pertain to the construction of an *Accessory Structure* on the *Subject Property* and conformance to these operational conditions are required:

- (1) The development of the *Subject Property* shall generally conform to the *Site Plan* as depicted in *Exhibit 'B'* of this ordinance.
- (2) The construction of an *Accessory Structure* on the *Subject Property* shall generally conform to the *Building Elevations and Accessory Structure Details* depicted in *Exhibit 'C'* of this ordinance.
- (3) The *Accessory Structure* shall be built on an concrete foundation that will support the weight of the proposed structure.
- (4) The *Accessory Structure* shall not exceed a maximum building footprint or size of 120 SF.
- (5) The maximum height of the *Accessory Structure* shall not exceed a maximum of 10-feet as measured from the mid-point of the pitched roof.
- (6) The *Accessory Structure* shall not be sold or conveyed separately from the single-family home without meeting the requirements of the zoning district and subdivision ordinance.

2.2 COMPLIANCE

Approval of this ordinance in accordance with Subsection 02.02, *Specific Use Permits (SUP)* of Article 11, *Development Applications and Review Procedures*, of the Unified Development Code (UDC) will require the *Subject Property* to comply with the following:

- 1) Upon obtaining a *Building Permit*, should the contractor operating under the guidelines of this ordinance fail to meet the minimum operational requirements set forth herein and outlined in the Unified Development Code (UDC), the City may (*after proper notice*) initiate proceedings to revoke the Specific Use Permit (SUP) in accordance with Subsection 02.02(F), *Revocation*, of Article 11, *Development Applications and Revision Procedures*, of the Unified Development Code (UDC) [*Ordinance No. 20-02*].

SECTION 3. That the official zoning map of the City be corrected to reflect the changes in zoning described herein.

SECTION 4. That all ordinances of the City of Rockwall in conflict with the provisions of this ordinance be, and the same are hereby repealed to the extent of that conflict.

SECTION 5. Any person, firm, or corporation violating any of the provisions of this ordinance shall be deemed guilty of a misdemeanor and upon conviction shall be punished by a penalty of fine not to exceed the sum of *TWO THOUSAND DOLLARS (\$2,000.00)* for each offence and each and every day such offense shall continue shall be deemed to constitute a separate offense.

SECTION 6. If any section or provision of this ordinance or the application of that section or provision to any person, firm, corporation, situation or circumstance is for any reason judged invalid, the adjudication shall not affect any other section or provision of this ordinance or the application of

any other section or provision to any other person, firm, corporation, situation or circumstance, and the City Council declares that it would have adopted the valid portions and applications of the ordinance without the invalid parts and to this end the provisions of this ordinance shall remain in full force and effect.

SECTION 7. That this ordinance shall take effect immediately from and after its passage.

**PASSED AND APPROVED BY THE CITY COUNCIL OF THE CITY OF ROCKWALL, TEXAS,
THIS THE 5th DAY OF SEPTEMBER, 2023.**

Trace Johannesen, Mayor

ATTEST:

Kristy Teague, City Secretary

APPROVED AS TO FORM:

Frank J. Garza, City Attorney

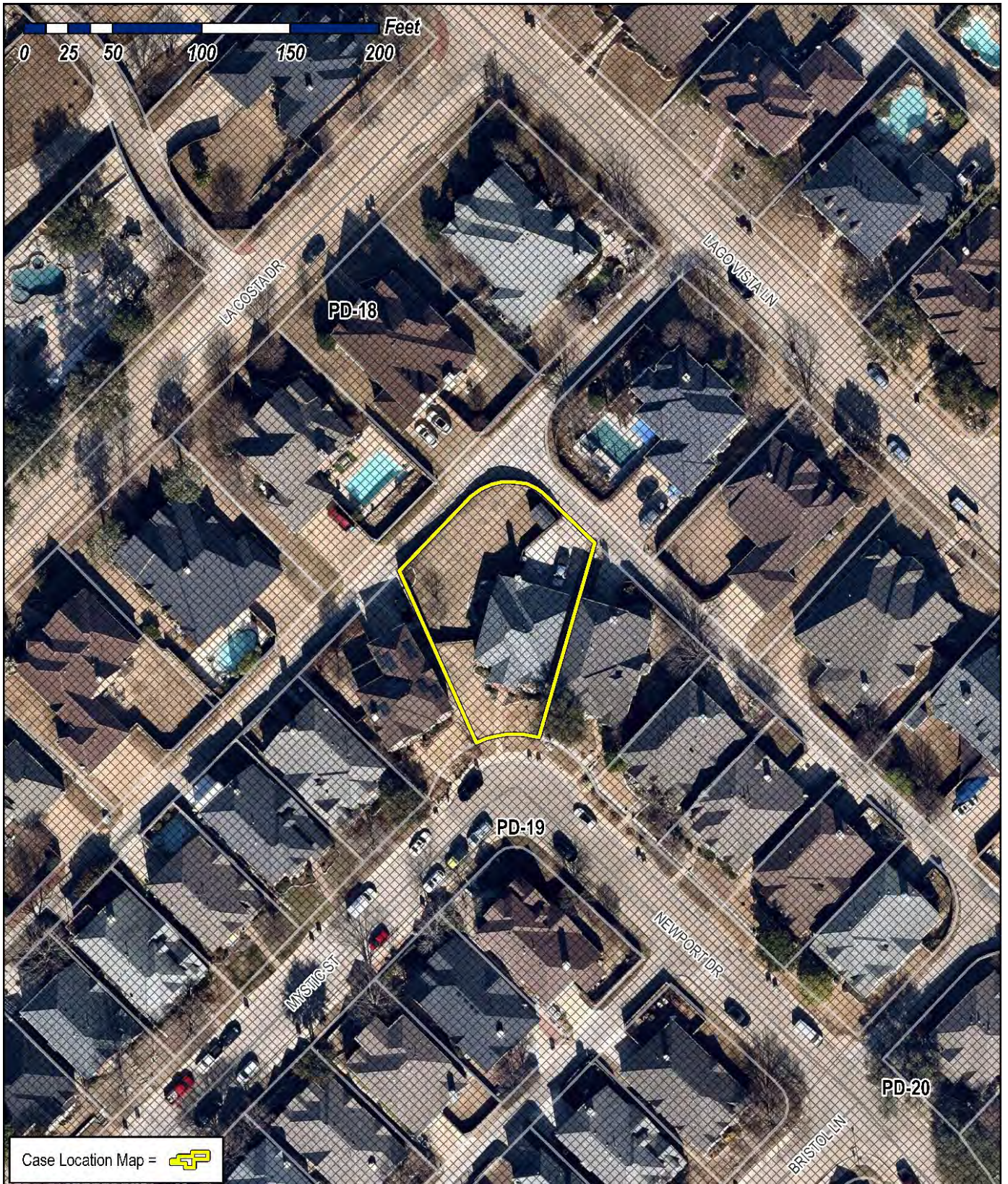
1st Reading: August 21, 2023

2nd Reading: September 5, 2023

Exhibit 'A'
Location Map and Legal Description

Address: 1796 Mystic Street

Legal Description: Lot 8, Block A, Newport Place Addition



**Exhibit 'B':
Site Plan**

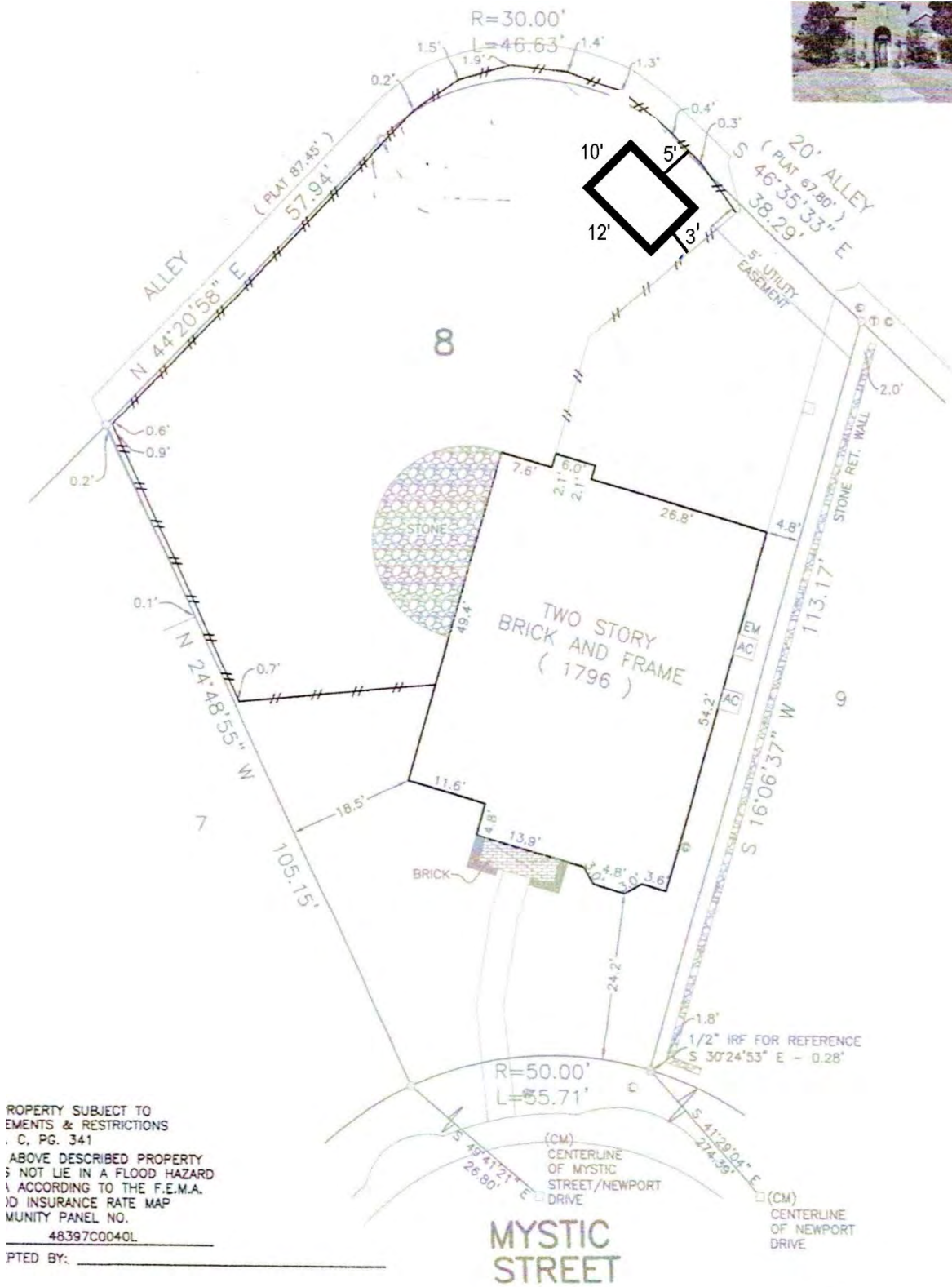


Exhibit 'C':
Building Elevations & Accessory Structure Details



Wall A



Wall C

Wall D



Wall B

Base Details/Permit Details

Building Size & Style

TR-800 - 12' wide by 10' long

Paint Selection

Base: No Paint, Trim: No Paint

Roof Selection

Charcoal Dimensional Premium Shingle

Drip Edge

White

Is a permit required for this job?

Yes, Engineering fees still apply

Who is pulling the permit?

Customer

Optional Details

Doors

3' x 6'7" Double Shed Door (6')

Walls

362 Sq Ft House Wrap

Roof

137 Sq Ft Radiant Barrier Roof Decking

Floor and Foundation

120 Sq Ft 3/4" Treated Floor Decking

Upgrade

Jobsite/Installer Details

Do you plan to insulate this building after Tuff Shed installs it?

Yes

Is there a power outlet within 100 feet of installation location?

Yes

The building location must be level to properly install the building. How level is the install location?

Within 4" of level

Will there be 18" of unobstructed workspace around the perimeter of all four walls?

Yes

Can the installers park their pickup truck & trailer within approximately 200' of your installation site?

Yes

Substrate Shed will be installed on?

Not Anchored to Concrete with Shed Floor



CITY OF ROCKWALL
CITY COUNCIL CASE MEMO

PLANNING AND ZONING DEPARTMENT
385 S. GOLIAD STREET • ROCKWALL, TX 75087
PHONE: (972) 771-7745 • EMAIL: PLANNING@ROCKWALL.COM

TO: Mayor and City Council
DATE: September 5, 2023
APPLICANT: Rachel Reynolds
CASE NUMBER: P2023-023; *Final Plat for Lot 1, Block A, Right at Home Healthcare Addition*

SUMMARY

Consider a request by Rachel Reynolds for the approve of a Final Plat for Lot 1, Block A, Right at Home Healthcare Addition being a 0.23-acre tract of land identified as Lot 30, Block 22 Amick Addition, City of Rockwall, Rockwall County, Texas, zoned Planned Development District 50 (PD-50) for Residential Office (RO) District, situated within the North Goliad Corridor Overlay (NGC OV) District, addressed as 703 N. Goliad Street, and take any action necessary.

PLAT INFORMATION

- The applicant is requesting the approval of a Final Plat for a 0.23-acre parcel of land (*i.e. Lot 1, Block A, Right at Home Healthcare Addition*) for the purpose of establishing a cross access easement and a detention easement necessary to convert an existing single-family home into an *Office Building* on the subject property.
- The subject property was originally located within the B. F. Boydston Addition and was incorporated into the City of Rockwall in the early 1900's. At some point after the subject property was platted into the B. F. Boydston Addition, it was replat as Lot 30, Block 22, Amick Addition. According to the Rockwall Central Appraisal District (RCAD) situated on the subject property is a 1,612 SF single-family home that was constructed 1969 and a 280 SF accessory structure that was constructed in 1985. According to the City's Historic zoning maps, the subject property was zoned Single Family 3 (SF-3) District from at least January 3, 1972 to November 5, 2001 when Planned Development District 50 (PD-50) was established by the City Council [*Case No. PZ2001-080: Ordinance No. 01-53*]. Planned Development District 50 (PD-50) allows all land uses permitted within a Residential-Office (RO) District with special provisions. Since Planned Development District 50 (PD-50) was established it has been amended ten (10) times [*Ordinance No. 02-46, 04-24, 04-39, 05-03, 05-08, 05-18, 05-35, 07-29, 16-15, and 17-19*]. On September 13, 2022, the Planning and Zoning Commission approved a site plan [*Case No. SP2022-046*] to allow the conversion of the existing single-family home into an *Office Building*.
- The surveyor has completed the majority of the technical revisions requested by staff, and this plat -- *conforming to the requirements for plats as stipulated by the Chapter 38, Subdivisions, of the Municipal Code of Ordinances* -- is recommended for conditional approval pending the completion of final technical modifications and submittal requirements.
- Conditional approval of this Final Plat by the City Council shall constitute approval subject to the conditions stipulated in the *Conditions of Approval* section below.
- With the exception of the items listed in the *Conditions of Approval* section of this case memo, this plat is in substantial compliance with the requirements of Chapter 38, *Subdivisions*, of the Municipal Code of Ordinances.

CONDITIONS OF APPROVAL

If the City Council chooses to approve the Final Plat for Lot 1, Block A, Right at Home Healthcare Addition staff would propose the following conditions of approval:

- (1) All technical comments from the Engineering, Planning and Fire Departments shall be addressed prior to the filing of this plat; and,

- (2) Any construction resulting from the approval of this Final Plat shall conform to the requirements set forth by the Unified Development Code (UDC), the International Building Code (IBC), the Rockwall Municipal Code of Ordinances, city adopted engineering and fire codes and with all other applicable regulatory requirements administered and/or enforced by the state and federal government.

PLANNING AND ZONING COMMISSION

On August 29, 2023, the Planning and Zoning Commission approved a motion to recommend approval of the Final Plat by a vote of 7-0.



DEVELOPMENT APPLICATION

City of Rockwall
Planning and Zoning Department
385 S. Goliad Street
Rockwall, Texas 75087

STAFF USE ONLY

PLANNING & ZONING CASE NO. _____

NOTE: THE APPLICATION IS NOT CONSIDERED ACCEPTED BY THE CITY UNTIL THE PLANNING DIRECTOR AND CITY ENGINEER HAVE SIGNED BELOW.

DIRECTOR OF PLANNING: _____

CITY ENGINEER: _____

PLEASE CHECK THE APPROPRIATE BOX BELOW TO INDICATE THE TYPE OF DEVELOPMENT REQUEST [SELECT ONLY ONE BOX]:

<p>PLATTING APPLICATION FEES:</p> <p><input type="checkbox"/> MASTER PLAT (\$100.00 + \$15.00 ACRE) ¹</p> <p><input type="checkbox"/> PRELIMINARY PLAT (\$200.00 + \$15.00 ACRE) ¹</p> <p><input checked="" type="checkbox"/> FINAL PLAT (\$300.00 + \$20.00 ACRE) ¹</p> <p><input type="checkbox"/> REPLAT (\$300.00 + \$20.00 ACRE) ¹</p> <p><input type="checkbox"/> AMENDING OR MINOR PLAT (\$150.00)</p> <p><input type="checkbox"/> PLAT REINSTATEMENT REQUEST (\$100.00)</p> <p>SITE PLAN APPLICATION FEES:</p> <p><input type="checkbox"/> SITE PLAN (\$250.00 + \$20.00 ACRE) ¹</p> <p><input type="checkbox"/> AMENDED SITE PLAN/ELEVATIONS/LANDSCAPING PLAN (\$100.00)</p>	<p>ZONING APPLICATION FEES:</p> <p><input type="checkbox"/> ZONING CHANGE (\$200.00 + \$15.00 ACRE) ¹</p> <p><input type="checkbox"/> SPECIFIC USE PERMIT (\$200.00 + \$15.00 ACRE) ^{1 & 2}</p> <p><input type="checkbox"/> PD DEVELOPMENT PLANS (\$200.00 + \$15.00 ACRE) ¹</p> <p>OTHER APPLICATION FEES:</p> <p><input type="checkbox"/> TREE REMOVAL (\$75.00)</p> <p><input type="checkbox"/> VARIANCE REQUEST/SPECIAL EXCEPTIONS (\$100.00) ²</p> <p>NOTES:</p> <p>¹: IN DETERMINING THE FEE, PLEASE USE THE EXACT ACREAGE WHEN MULTIPLYING BY THE PER ACRE AMOUNT. FOR REQUESTS ON LESS THAN ONE ACRE, ROUND UP TO ONE (1) ACRE.</p> <p>²: A \$1,000.00 FEE WILL BE ADDED TO THE APPLICATION FEE FOR ANY REQUEST THAT INVOLVES CONSTRUCTION WITHOUT OR NOT IN COMPLIANCE TO AN APPROVED BUILDING PERMIT.</p>
--	---

PROPERTY INFORMATION [PLEASE PRINT]

ADDRESS 703 N. Goliad Rockwall, TX 75087

SUBDIVISION Amick Addition LOT 30 BLOCK 22

GENERAL LOCATION _____

ZONING, SITE PLAN AND PLATTING INFORMATION [PLEASE PRINT]

CURRENT ZONING	Residential	CURRENT USE	Residential
PROPOSED ZONING	Commercial	PROPOSED USE	Professional Office
ACREAGE	0.23	LOTS [CURRENT]	1
		LOTS [PROPOSED]	1

SITE PLANS AND PLATS: BY CHECKING THIS BOX YOU ACKNOWLEDGE THAT DUE TO THE PASSAGE OF HB3167 THE CITY NO LONGER HAS FLEXIBILITY WITH REGARD TO ITS APPROVAL PROCESS, AND FAILURE TO ADDRESS ANY OF STAFF'S COMMENTS BY THE DATE PROVIDED ON THE DEVELOPMENT CALENDAR WILL RESULT IN THE DENIAL OF YOUR CASE.

OWNER/APPLICANT/AGENT INFORMATION [PLEASE PRINT/CHECK THE PRIMARY CONTACT/ORIGINAL SIGNATURES ARE REQUIRED]

<input checked="" type="checkbox"/> OWNER	MIP Services LLC dba Right at Home	<input type="checkbox"/> APPLICANT	SAME
CONTACT PERSON	Rachel Reynolds	CONTACT PERSON	
ADDRESS	703 N. Goliad St	ADDRESS	
CITY, STATE & ZIP	Rockwall, TX 75087	CITY, STATE & ZIP	
PHONE	469-209-6261	PHONE	
E-MAIL	rachel@rockwallhomecare.com	E-MAIL	


NOTARY VERIFICATION [REQUIRED]

BEFORE ME, THE UNDERSIGNED AUTHORITY, ON THIS DAY PERSONALLY APPEARED Rachel Reynolds [OWNER] THE UNDERSIGNED, WHO STATED THE INFORMATION ON THIS APPLICATION TO BE TRUE AND CERTIFIED THE FOLLOWING:

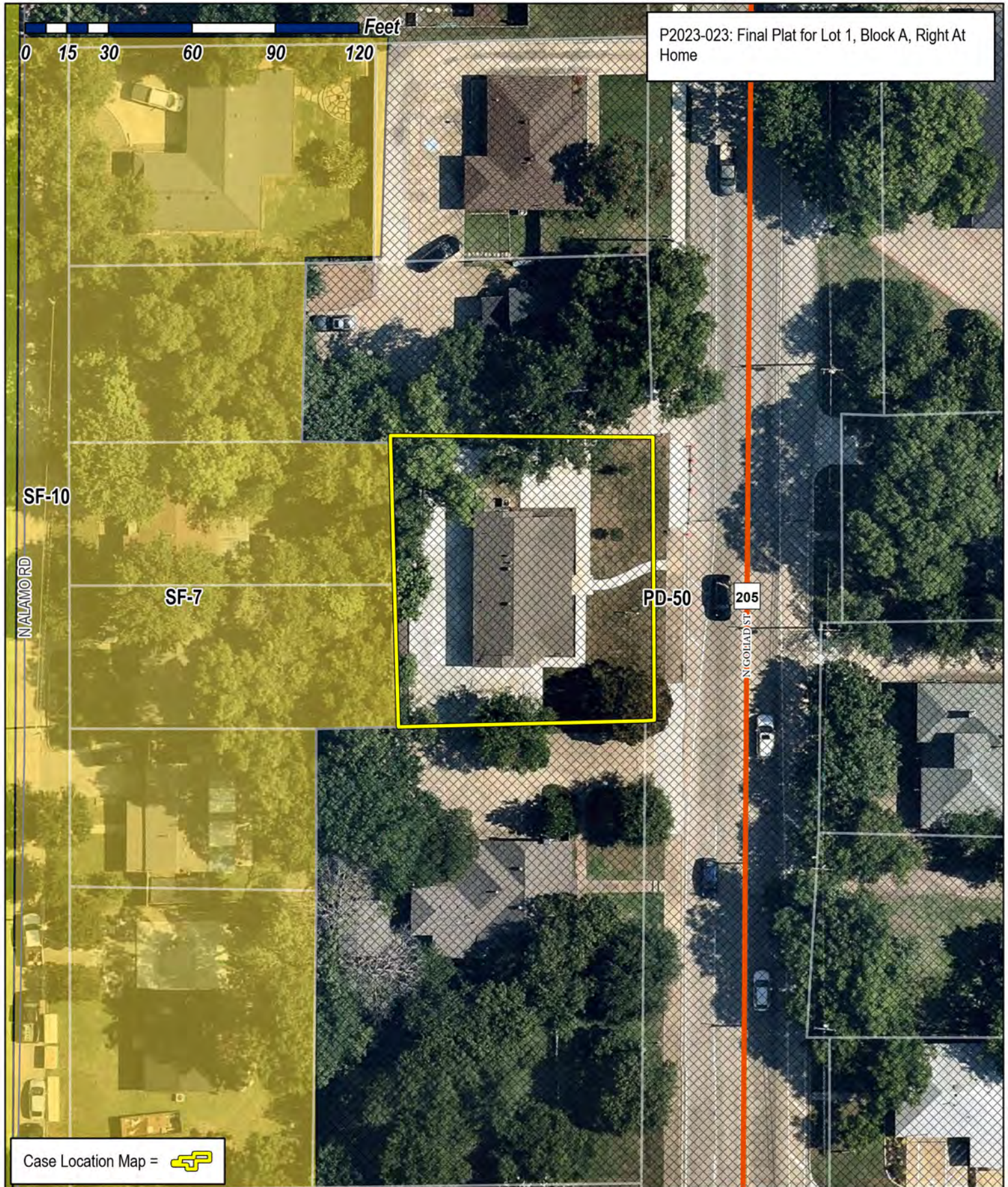
"I HEREBY CERTIFY THAT I AM THE OWNER FOR THE PURPOSE OF THIS APPLICATION; ALL INFORMATION SUBMITTED HEREIN IS TRUE AND CORRECT; AND THE APPLICATION FEE OF \$ 6 TO COVER THE COST OF THIS APPLICATION, HAS BEEN PAID TO THE CITY OF ROCKWALL ON THIS THE 2 DAY OF August 2023. BY SIGNING THIS APPLICATION, I AGREE THAT THE CITY OF ROCKWALL (I.E. "CITY") IS AUTHORIZED AND PERMITTED TO PROVIDE INFORMATION CONTAINED WITHIN THIS APPLICATION TO THE PUBLIC. THE CITY IS ALSO AUTHORIZED AND PERMITTED TO REPRODUCE ANY COPYRIGHTED INFORMATION SUBMITTED IN CONJUNCTION WITH THIS APPLICATION, IF SUCH REPRODUCTION IS ASSOCIATED OR IN RESPONSE TO A REQUEST FOR PUBLIC INFORMATION."

GIVEN UNDER MY HAND AND SEAL OF OFFICE ON THIS THE 2 DAY OF August 2023
OWNER'S SIGNATURE [Signature]

NOTARY PUBLIC IN AND FOR THE STATE OF TEXAS



MY COMMISSION EXPIRES June 13 2027



P2023-023: Final Plat for Lot 1, Block A, Right At Home

0 15 30 60 90 120 Feet

SF-10


SF-7

PD-50

205

N ALAMOR RD

N GOLIAD ST

Case Location Map = 

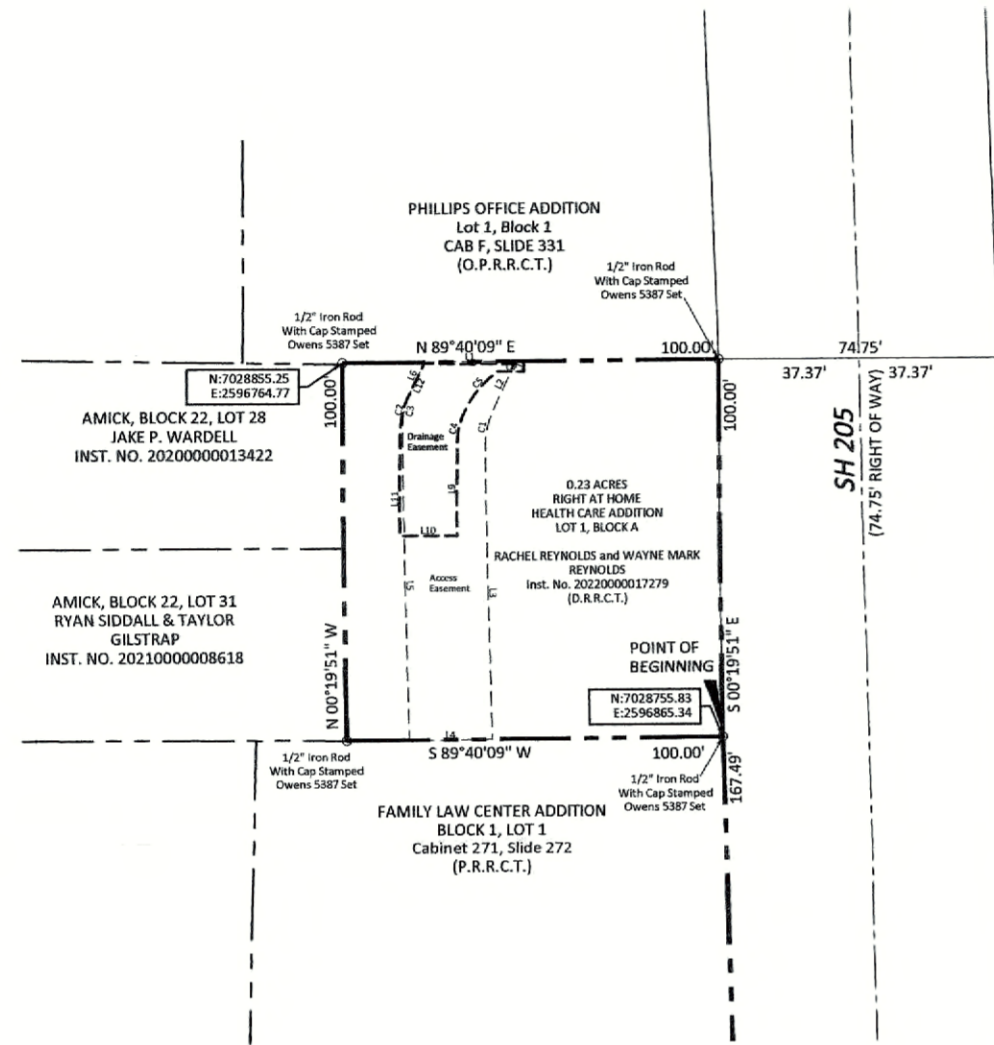
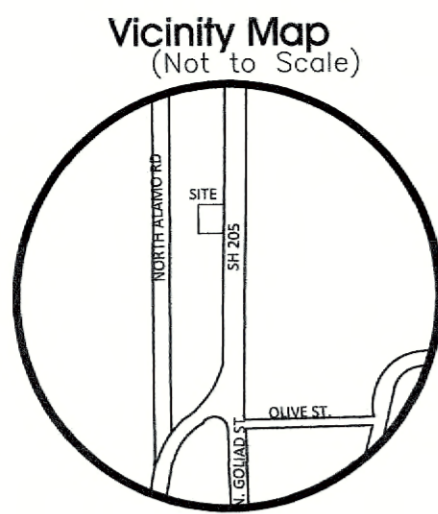
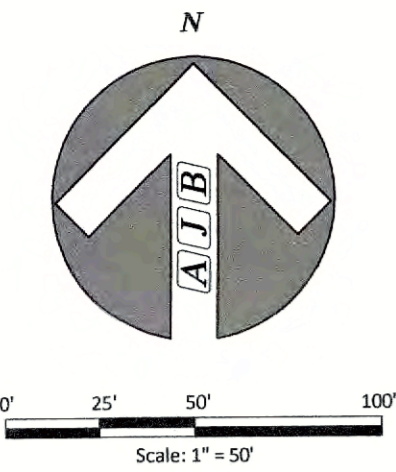


City of Rockwall

Planning & Zoning Department
 385 S. Goliad Street
 Rockwall, Texas 75087
 (P): (972) 771-7745
 (W): www.rockwall.com

The City of Rockwall GIS maps are continually under development and therefore subject to change without notice. While we endeavor to provide timely and accurate information, we make no guarantees. The City of Rockwall makes no warranty, express or implied, including warranties of merchantability and fitness for a particular purpose. Use of the information is the sole responsibility of the user.





EASEMENTS LINE & CURVE TABLES table with columns for Line, Bearing, Distance, Curve, Delta Angle, Radius, Arc Length, Chord Bearing, and Chord Length.

OWNER'S CERTIFICATE

STATE OF TEXAS
COUNTY OF ROCKWALL

RACHEL REYNOLDS and WAYNE MARK REYNOLDS, wife and husband BEING THE OWNER(S) OF A TRACT OF LAND IN THE COUNTY OF ROCKWALL, STATE OF TEXAS, said tract being described as follows:

BEING a 0.23 acre tract of land situated in the Benjamin F. Boydston Survey No. 72, Abstract No. 14, City of Rockwall, Rockwall County, Texas and being all the same tract called 0.230 acres, per Warranty Deed with Vendor's Lien Recorded in Inst. No. 2022000017279, Official Public Records, Rockwall County, Texas and being more particularly described as follows:

BEGINNING at a 1/2 inch iron rod stamped "OWENS 5387" set for corner, and being located in the west line of State Highway No. 205 (74.75' ROW) and being located in the north line of Family Law Center Addition, Lot 1, Block 1 as recorded in Cabinet 271, Slide 272, Official Public Records, Rockwall County, Texas.

THENCE along the common line of said 0.23 acre tract and said Family Law Center Addition as follows; SOUTH 89°40'09" WEST a distance of 100.00 feet to a 1/2 inch iron rod stamped "OWENS 5387" set for corner and being the southeast corner of a tract of land to Ryan Siddall & Taylor Gilstrap per deed recorded in instrument No. 2021000008618, Deed Records, Rockwall County, Texas;

THENCE NORTH 00°19'51" WEST a distance of 100.00 feet to a 1/2 inch iron rod stamped "OWENS 5387" set for corner and being located in the south line of Phillips Office Addition, Lot 1, Block 1 per plat recorded in Cabinet F, Slide 331 Official Public Records, Rockwall County, Texas;

THENCE along the common line of said 0.23 acre tract and said Phillips Office Addition, NORTH 89°40'09" EAST a distance of 100.00 feet to a 1/2 inch iron rod stamped "OWENS 5387" set for corner;

THENCE along the west line of said State Highway No. 205 SOUTH 00°19'51" EAST a distance of 100.00 feet to the POINT OF BEGINNING;

CONTAINING within these metes and bounds 0.23 acres or 1,000 square feet of land more or less.

SURVEYOR'S CERTIFICATE

NOW, THEREFORE KNOW ALL MEN BY THESE PRESENTS:

THAT I, Frank R. Owens, do hereby certify that I prepared this plat from an actual and accurate survey of the land, and that the corner monuments shown thereon were properly placed under my personal supervision.

"Preliminary, this document shall not be recorded for any purpose and shall not be used or viewed or relied upon as a final survey document."

Frank R. Owens
Registered Professional Land Surveyor No. 5387
A.J. Bedford Group, Inc.
301 North Alamo Road
Rockwall, Texas 75087

NOW, THEREFORE, KNOW ALL MEN BY THESE PRESENTS:
STATE OF TEXAS
COUNTY OF ROCKWALL

We, RACHEL REYNOLDS and WAYNE MARK REYNOLDS, the undersigned owners of the land shown on this plat, and designated herein as the RIGHT AT HOME HEALTHCARE ADDITION a subdivision to the City of Rockwall, Texas, and whose name is subscribed hereto, hereby dedicate to the use of the public forever all streets, alleys, parks, water courses, drains, easements and public places therein shown on the purpose and consideration therein expressed. We further certify that all other parties who have a mortgage or lien interest in the FOX ADDITION subdivision have been notified and signed this plat. We understand and do hereby reserve the easement strips shown on this plat for the purposes stated and for the mutual use and accommodation of all utilities desiring to use or using same. We also understand the following:

- 1. No buildings shall be constructed or placed upon, over, or across the utility easements as described herein.
2. Any public utility shall have the right to remove and keep removed all or part of any buildings, fences, trees, shrubs, or other growths or improvements which in any way endanger or interfere with construction, maintenance or efficiency of their respective system on any of these easement strips; and any public utility shall at all times have the right of ingress or egress to, from and upon the said easement strips for purpose of construction, reconstruction, inspecting, patrolling, maintaining, and either adding to or removing all or part of their respective system without the necessity of, at any time, procuring the permission of anyone.
3. The City of Rockwall will not be responsible for any claims of any nature resulting from or occasioned by the establishment of grade of streets in the subdivision.
4. The developer and subdivision engineer shall bear total responsibility for storm drain improvements.
5. The developer shall be responsible for the necessary facilities to provide drainage patterns and drainage controls such that properties within the drainage area are not adversely affected by storm drainage from the development.
6. No house dwelling unit, or other structure shall be constructed on any lot in this addition by the owner or any other person until the developer and/or owner has complied with all requirements of the Subdivision Regulations of the City of Rockwall regarding improvements with respect to the entire block on the street or streets on which property abuts, including the actual installation of streets with the required base and paving, curb and gutter, water and sewer, drainage structures, storm structures, storm sewers, and alleys, all according to the specifications of the City of Rockwall; or until an escrow deposit, sufficient to pay for the cost of such improvements, as determined by the city's engineer and/or city administrator, computed on a private commercial rate basis, has been made with the city secretary, accompanied by an agreement signed by the developer and/or owner, authorizing the city to make such improvements at prevailing private commercial rates, or have the same made by a contractor and pay for the same out of the escrow deposit, should the developer and/or owner fail or refuse to install the required improvements within the time stated in such written agreement, but in no case shall the City be obligated to make such improvements itself. Such deposit may be used by the owner and/or developer as progress payments as the work progresses in making such improvements by making certified requisitions to the city secretary, supported by evidence of work done; or
Until the developer and/or owner files a corporate surety bond with the city secretary in a sum equal to the cost of such improvements for the designated area, guaranteeing the installation thereof within the time stated in the bond, which time shall be fixed by the city council of the City of Rockwall.

I (we) further acknowledge that the dedications and/or exaction's made herein are proportional to the impact of the Subdivision upon the public services required in order that the development will comport with the present and future growth needs of the City; I (we), my (our) successors and assigns hereby waive any claim, damage, or cause of action that I (we) may have as a result of the dedication of exactions made herein. Property Owner Signatures

Rachel Reynolds Wayne Mark Reynolds

STATE OF TEXAS
COUNTY OF ROCKWALL

Before me, the undersigned authority, on this day personally appeared Rachel Reynolds and Wayne Mark Reynolds, known to me to be the persons whose names are subscribed to the foregoing instrument, and acknowledged to me that they executed the same for the purpose and consideration therein stated.

Given upon my hand and seal of office this ____ day of _____, 2023

Notary Public in and for the State of Texas

Signature of Party with Mortgage or Lien Interest

STATE OF TEXAS
COUNTY OF _____

Before me, the undersigned authority, on this day personally appeared Rachel Reynolds and Wayne Mark Reynolds, known to me to be the person(s) whose names are subscribed to the foregoing instrument, and acknowledged to me that they executed the same for the purpose and consideration therein stated.

Given upon my hand and seal of office this ____ day of _____, 2023.

Case No. : _____

GENERAL NOTES:

The purpose of this plat is to create 1 lot.

It shall be the policy of the City of Rockwall to withhold issuing building permits until all streets, water, sewer and storm drainage systems have been accepted by the City. The approval of a plat by the City does not constitute any representation, assurance or guarantee that any building within such plat shall be approved, authorized or permit therefore issued, nor shall such approval constitute any representation, assurance or guarantee by the City of the adequacy and availability for water for personal use and fire protection within such plat, as required under Ordinance 83-54.

Basis of Bearings: Bearings are based on the Warranty Deed with Vendor's Lien recorded in Inst. No. 2022000017279, Official Public Records, Rockwall County, Texas.

Property owner shall be responsible for maintaining, repairing, and replacing all systems within the drainage and detention easements.

All drainage maintenance and repair shall be the property owners responsibility.

FLOOD STATEMENT: According to Community Panel No. 48397C0040L, dated September 9, 2008 of the Federal Emergency Management Agency, National Flood Insurance Program map this property is within Flood Zone "X", which is not a special flood hazard area. If this site is not within an identified special flood hazard area, this flood statement does not imply that the property and/or the structures thereon will be free from flooding or flood damage. On rare occasions, greater floods can and will occur and flood heights may be increased by man-made or natural causes. This statement shall not create liability on the part of the Surveyor.

RECOMMENDED FOR FINAL APPROVAL

Planning and Zoning Commission Date

APPROVED

I hereby certify that the above and foregoing plat of an addition to the City of Rockwall, Texas, was approved by the City Council of the City of Rockwall on the ____ day of _____, 2023.

This approval shall be invalid unless the approved plat for such addition is recorded in the office of the County Clerk of Rockwall, County, Texas, within one hundred eighty (180) days from said date of final approval.

WITNESS OUR HANDS, this ____ day of _____, 2023.

Mayor, City of Rockwall City Secretary City Engineer

FINAL PLAT
LOT 1, BLOCK A, RIGHT AT HOME HEALTHCARE ADDITION
BEING 1 LOT
CONTAINING A TOTAL OF 0.23 ACRES
BENJAMIN F. BOYDSTON SURVEY, ABSTRACT NO. 14, LOT 30,
BLOCK PT 22, OF AMICK
CITY OF ROCKWALL, ROCKWALL COUNTY, TEXAS

OWNERS: RACHEL REYNOLDS and WAYNE MARK REYNOLDS
703 NORTH GOLIAD STREET
ROCKWALL, TEXAS 75087

Scale: 1" = 50'
Date: JULY 27, 2023
Checked By: F.R. Owens
P.C.: Spradling
File: 703 N. GOLIAD
Technician: Bedford
Job No. ???-???
Drawn By: Bedford
GF No. N/A

301 N. Alamo Rd. - Rockwall, Texas 75087
(972) 722-0225, www.ajbedfordgroup.com ajb@ajbedfordgroup.com



Sheet: 1
Of: 1

TBPLS REG#10118200



CITY OF ROCKWALL
CITY COUNCIL CASE MEMO

PLANNING AND ZONING DEPARTMENT
 385 S. GOLIAD STREET • ROCKWALL, TX 75087
 PHONE: (972) 771-7745 • EMAIL: PLANNING@ROCKWALL.COM

TO: Mayor and City Council
DATE: September 5, 2023
APPLICANT: Dub Douphrate; *Douphrate and Associates*
CASE NUMBER: P2023-024; *Final Plat for Lots 1 & 2, Block A, Barrett Heights Addition*

SUMMARY

Consider a request by Dub Douphrate of Douphrate and Associates on behalf of Howard Barrett for the approve of a Final Plat for Lots 1 & 2, Block A, Barrett Heights Addition being a 1.60-acre tract of land identified as Lots 1 & 2 of the Green Valley Addition and Tract 32 of the H. B. Jones Survey, Abstract No. 124, City of Rockwall, Rockwall County, Texas, zoned Planned Development District 69 (PD-69) for Residential-Office (RO) District, situated within the North SH-205 Overlay (N. SH-205 OV) District, addressed as 1203 & 1205 S. Goliad Street [*SH-205*].

PLAT INFORMATION

- The applicant is requesting approval of a Final Plat for a 1.60-acre parcel of land (*i.e. Lots 1 & 2 of the Green Valley Addition and Tract 32 of the H. B. Jones Survey, Abstract No. 124*) for the purpose of establishing two (2) non-residential lots (*i.e. Lots 1 & 2, Block A, Barrett Heights Addition*). The proposed Final Plat lays out the necessary easements (*e.g. fire lane, public access/right-of-way, utilities, and drainage*) to convert the existing single-family homes to non-residential land uses (*i.e. limited commercial/office land uses*).
- The subject property was annexed on June 20, 1959 by *Ordinance No. 59-02 [i.e. Case No. A1959-002]*. At the time of annexation, the subject property was zoned Agricultural (AG) District. According to the City's historic zoning maps, at some point between June 20, 1959 and January 3, 1972, the subject property was rezoned from Agricultural (AG) District to Single Family 2 (SF-2) District. Between January 3, 1972 and May 16, 1983, the subject property was rezoned from a Single Family 2 (SF-2) District to a Single Family 10 (SF-10) District. On March 5, 2007, the City Council approved a zoning change from Single Family 10 (SF-10) District to Planned Development District 69 (PD-69) for Residential Office (RO) District land uses. On April 11, 2023, the Planning and Zoning Commission approved a site plan [*i.e. Case No. SP2023-010*] to allow the conversion of two (2) single-family homes into offices on the subject property.
- The surveyor has completed the majority of the technical revisions requested by staff, and this Final Plat -- conforming to the requirements for plats as stipulated by the Subdivision Ordinance in the Municipal Code of Ordinances -- is recommended for conditional approval pending the completion of final technical modifications and submittal requirements.
- Conditional approval of this Final Plat by the City Council shall constitute approval subject to the conditions stipulated in the *Conditions of Approval* section below.
- With the exception of the items listed in the *Conditions of Approval* section of this case memo, this plat is in substantial compliance with the requirements of the *Subdivision Ordinance* in the Municipal Code of Ordinances.

CONDITIONS OF APPROVAL

If City Council chooses to approve of a Final Plat for *Lots 1 & 2, Block A, Barrett Heights Addition*, staff would propose the following conditions of approval:

- (1) All technical comments from City Staff (*i.e. Engineering, Planning and Fire Department*) shall be addressed prior to submittal of civil engineering plans; and,

- (2) Any construction resulting from the approval of this Final Plat shall conform to the requirements set forth by the Unified Development Code (UDC), the International Building Code (IBC), the Rockwall Municipal Code of Ordinances, city adopted engineering and fire codes and with all other applicable regulatory requirements administered and/or enforced by the state and federal government.

PLANNING AND ZONING COMMISSION

On August 29, 2023, the Planning and Zoning Commission approved a motion to recommend approval of the Final Plat by a vote of 7-0.



DEVELOPMENT APPLICATION

City of Rockwall
Planning and Zoning Department
385 S. Goliad Street
Rockwall, Texas 75087

STAFF USE ONLY

PLANNING & ZONING CASE NO. _____

NOTE: THE APPLICATION IS NOT CONSIDERED ACCEPTED BY THE CITY UNTIL THE PLANNING DIRECTOR AND CITY ENGINEER HAVE SIGNED BELOW.

DIRECTOR OF PLANNING: _____

CITY ENGINEER: _____

PLEASE CHECK THE APPROPRIATE BOX BELOW TO INDICATE THE TYPE OF DEVELOPMENT REQUEST [SELECT ONLY ONE BOX]:

PLATTING APPLICATION FEES:

- MASTER PLAT (\$100.00 + \$15.00 ACRE)¹
- PRELIMINARY PLAT (\$200.00 + \$15.00 ACRE)¹
- FINAL PLAT (\$300.00 + \$20.00 ACRE)¹
- REPLAT (\$300.00 + \$20.00 ACRE)¹
- AMENDING OR MINOR PLAT (\$150.00)
- PLAT REINSTATEMENT REQUEST (\$100.00)

SITE PLAN APPLICATION FEES:

- SITE PLAN (\$250.00 + \$20.00 ACRE)¹
- AMENDED SITE PLAN/ELEVATIONS/LANDSCAPING PLAN (\$100.00)

ZONING APPLICATION FEES:

- ZONING CHANGE (\$200.00 + \$15.00 ACRE)¹
- SPECIFIC USE PERMIT (\$200.00 + \$15.00 ACRE)^{1 & 2}
- PD DEVELOPMENT PLANS (\$200.00 + \$15.00 ACRE)¹

OTHER APPLICATION FEES:

- TREE REMOVAL (\$75.00)
- VARIANCE REQUEST/SPECIAL EXCEPTIONS (\$100.00)²

NOTES:

¹: IN DETERMINING THE FEE, PLEASE USE THE EXACT ACREAGE WHEN MULTIPLYING BY THE PER ACRE AMOUNT. FOR REQUESTS ON LESS THAN ONE ACRE, ROUND UP TO ONE (1) ACRE.
²: A ~~\$1,000.00~~ FEE WILL BE ADDED TO THE APPLICATION FEE FOR ANY REQUEST THAT INVOLVES CONSTRUCTION WITHOUT OR NOT IN COMPLIANCE TO AN APPROVED BUILDING PERMIT.

PROPERTY INFORMATION [PLEASE PRINT]

ADDRESS 1203 & 1205 N. Goliad

SUBDIVISION Green Valley Subd.

LOT 162 BLOCK A

GENERAL LOCATION _____

ZONING, SITE PLAN AND PLATTING INFORMATION [PLEASE PRINT]

CURRENT ZONING R/O

CURRENT USE OFFICE

PROPOSED ZONING R/O

PROPOSED USE OFFICE

ACREAGE 1.608

LOTS [CURRENT] 2

LOTS [PROPOSED] 2

SITE PLANS AND PLATS: BY CHECKING THIS BOX YOU ACKNOWLEDGE THAT DUE TO THE PASSAGE OF HB3167 THE CITY NO LONGER HAS FLEXIBILITY WITH REGARD TO ITS APPROVAL PROCESS, AND FAILURE TO ADDRESS ANY OF STAFF'S COMMENTS BY THE DATE PROVIDED ON THE DEVELOPMENT CALENDAR WILL RESULT IN THE DENIAL OF YOUR CASE.

OWNER/APPLICANT/AGENT INFORMATION [PLEASE PRINT/CHECK THE PRIMARY CONTACT/ORIGINAL SIGNATURES ARE REQUIRED]

OWNER Howard Barrett

APPLICANT Douphrate & Assoc. Inc.

CONTACT PERSON _____

CONTACT PERSON Dub Douphrate

ADDRESS 1263 N. Goliad St.

ADDRESS 2235 Ridge Rd

CITY, STATE & ZIP Rockwall, TX 75097

CITY, STATE & ZIP Rockwall, TX 75097

PHONE _____

PHONE 972 742 2210

E-MAIL _____

E-MAIL wldouphrate@douphrate.com

NOTARY VERIFICATION [REQUIRED]

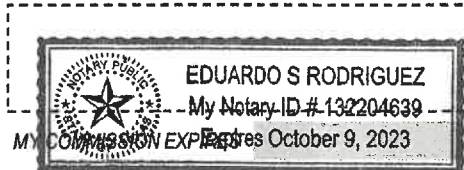
BEFORE ME, THE UNDERSIGNED AUTHORITY, ON THIS DAY PERSONALLY APPEARED Howard Anthony Barrett [OWNER] THE UNDERSIGNED, WHO STATED THE INFORMATION ON THIS APPLICATION TO BE TRUE AND CERTIFIED THE FOLLOWING:

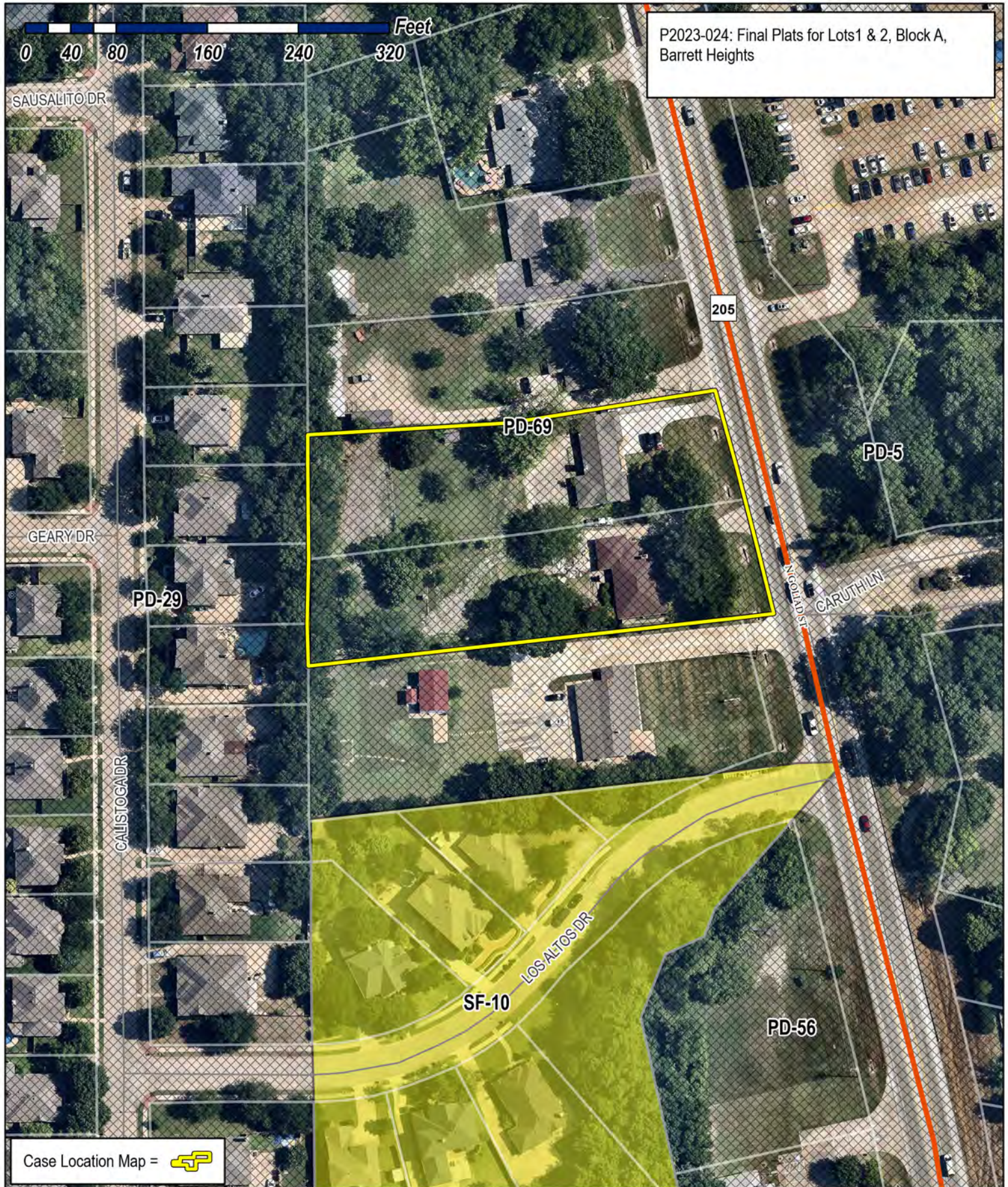
"I HEREBY CERTIFY THAT I AM THE OWNER FOR THE PURPOSE OF THIS APPLICATION; ALL INFORMATION SUBMITTED HEREIN IS TRUE AND CORRECT; AND THE APPLICATION FEE OF \$ 332.16 TO COVER THE COST OF THIS APPLICATION, HAS BEEN PAID TO THE CITY OF ROCKWALL ON THIS THE 18th DAY OF August, 2023 BY SIGNING THIS APPLICATION, I AGREE THAT THE CITY OF ROCKWALL (I.E. "CITY") IS AUTHORIZED AND PERMITTED TO PROVIDE INFORMATION CONTAINED WITHIN THIS APPLICATION TO THE PUBLIC. THE CITY IS ALSO AUTHORIZED AND PERMITTED TO REPRODUCE ANY COPYRIGHTED INFORMATION SUBMITTED IN CONJUNCTION WITH THIS APPLICATION, IF SUCH REPRODUCTION IS ASSOCIATED OR IN RESPONSE TO A REQUEST FOR PUBLIC INFORMATION."

GIVEN UNDER MY HAND AND SEAL OF OFFICE ON THIS THE 18th DAY OF August, 2023


OWNER'S SIGNATURE _____

NOTARY PUBLIC IN AND FOR THE STATE OF TEXAS _____





P2023-024: Final Plats for Lots 1 & 2, Block A, Barrett Heights

Case Location Map = 

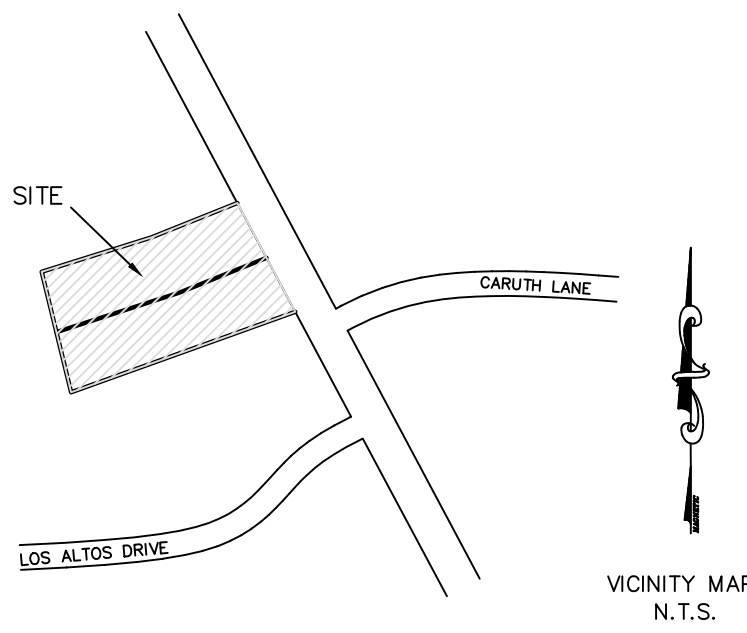


City of Rockwall

Planning & Zoning Department
 385 S. Goliad Street
 Rockwall, Texas 75087
 (P): (972) 771-7745
 (W): www.rockwall.com

The City of Rockwall GIS maps are continually under development and therefore subject to change without notice. While we endeavor to provide timely and accurate information, we make no guarantees. The City of Rockwall makes no warranty, express or implied, including warranties of merchantability and fitness for a particular purpose. Use of the information is the sole responsibility of the user.

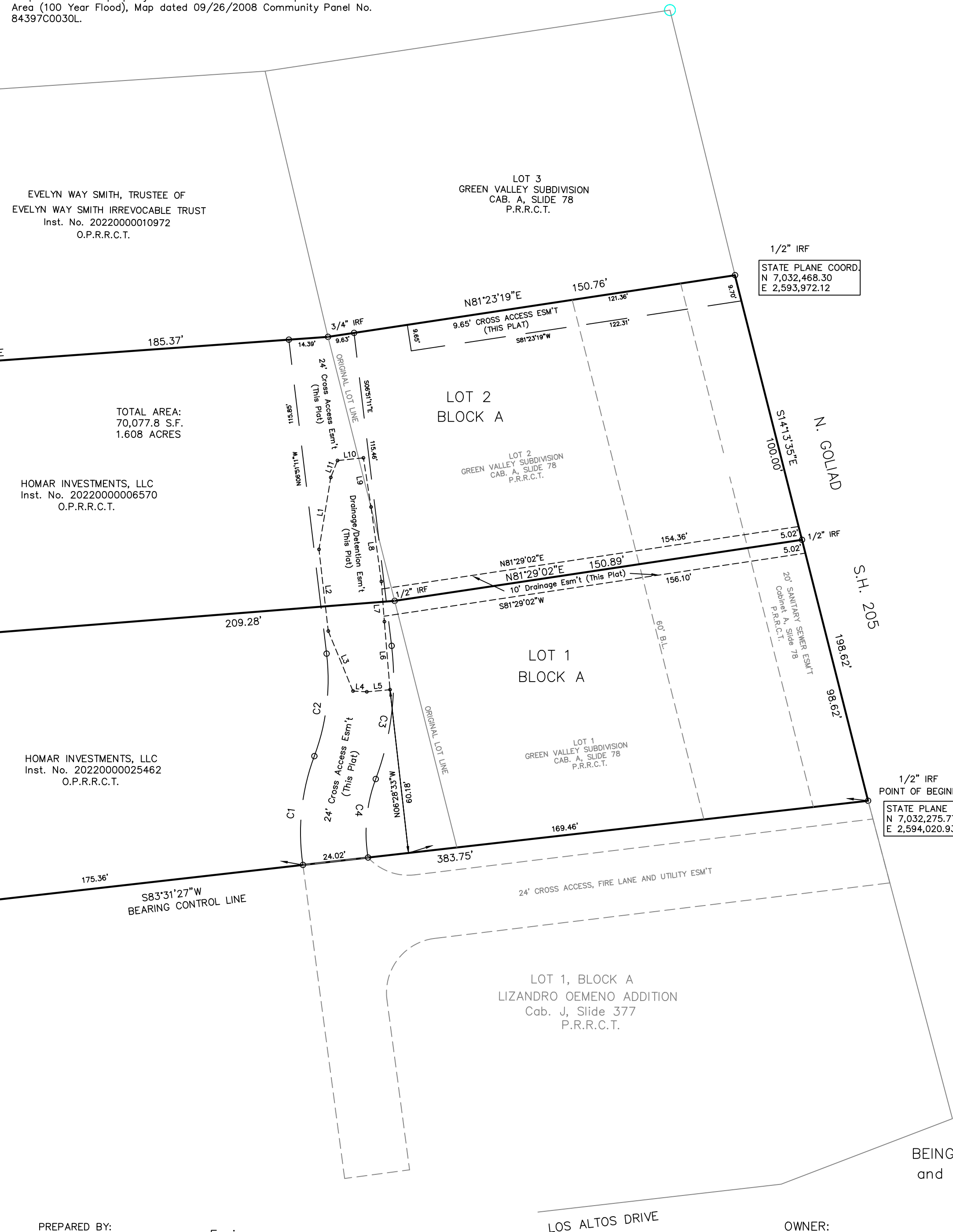




NOTE:
1) Bearings shown are base on NAD 83 Texas North Central Zone.

FLOODZONE CERIFICATE:
As determined by the FLOOD INSURANCE RATE MAPS for Rockwall County, no portion of the property shown hereon lies with a Special Flood Hazard Area (100 Year Flood), Map dated 09/26/2008 Community Panel No. 84397C0030L.

LEGEND:
IRFC = IRON ROD FOUND WITH CAP
CUT X = FOUND CUT X IN CONCRETE
P.R.R.C.T. = PLAT RECORDS OF ROCKWALL COUNTY, TEXAS
O.P.R.R.C.T. = OFFICIAL PUBLIC RECORDS OF ROCKWALL COUNTY, TEXAS
U.E. = UTILITY EASEMENT
R.O.W. = RIGHT-OF-WAY



LINE TABLE		
LINE	LENGTH	BEARING
L1	26.71	S09°18'21"W
L2	30.12	S06°29'09"E
L3	23.76	S22°23'08"E
L4	5.06	S86°37'37"E
L5	8.55	N84°49'36"E
L6	25.05	N04°44'18"W
L7	14.73	N04°15'50"W
L8	27.56	N07°53'41"W
L9	18.21	N08°48'03"W
L10	9.55	S84°02'19"W
L11	6.65	S21°47'47"W

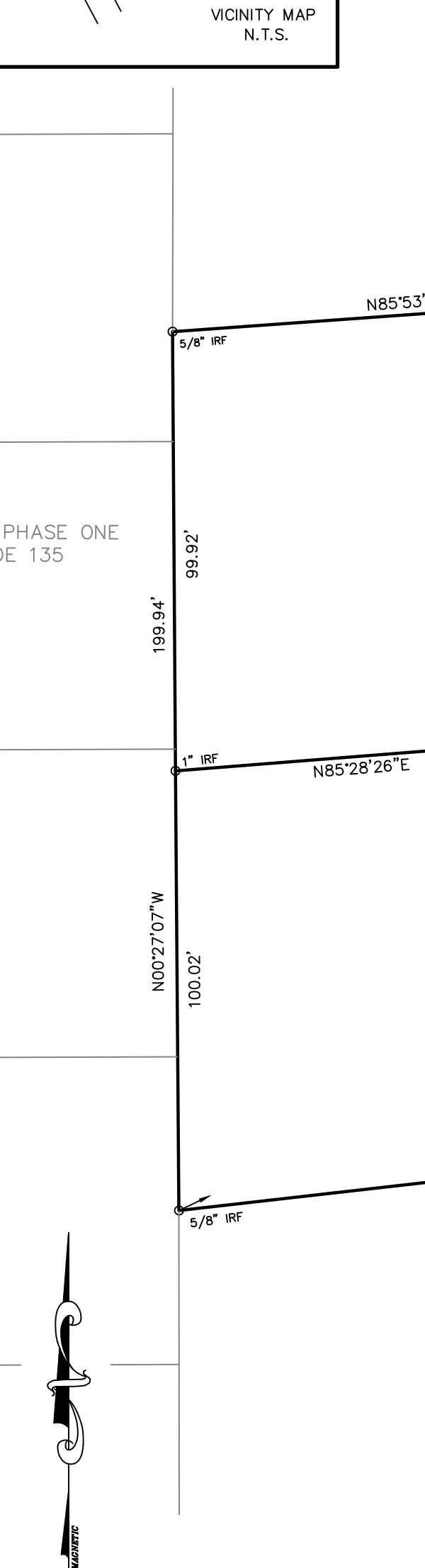
CURVE TABLE				
CURVE	LENGTH	RADIUS	CHORD	CHORD
C1	40.51	80.00	N05°59'00"E	40.07
C2	38.18	80.00	N06°49'03"E	37.81
C3	49.63	104.00	S06°49'03"W	49.16
C4	29.21	56.00	S05°32'40"W	28.88

LAKEVIEW SUMMIT, PHASE ONE CABINET D, SLIDE 135 P.R.R.C.T.

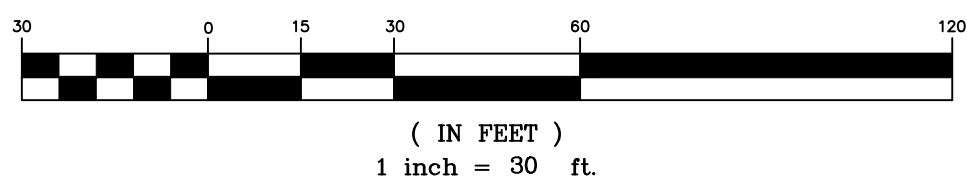
EVELYN WAY SMITH, TRUSTEE OF EVELYN WAY SMITH IRREVOCABLE TRUST
Inst. No. 2022000010972
O.P.R.R.C.T.

HOMAR INVESTMENTS, LLC
Inst. No. 2022000006570
O.P.R.R.C.T.

HOMAR INVESTMENTS, LLC
Inst. No. 20220000025462
O.P.R.R.C.T.



GRAPHIC SCALE



PREPARED BY:
JAMES M. ANDERSON
1195 LAKE GLEN CIRCLE
ROCKWALL, TEXAS 75087
214-548-2042
jma90266@gmail.com

Engineer:
Doughrate & Associates, Inc
2235 Ridge Road, Suite 200
Rockwall, Texas 75087
214-771-9004

OWNER:
HOWARD BARRETT
1203 GOLIAD
ROCKWALL , TX 75087
972-722-8292

**FINAL PLAT
BARRETT HEIGHTS**
2 LOTS
BEING A REPLAT OF LOTS 1 AND 2. GREEN VALLEY SUBDIVISION
and PART OF THE JOHN HB JONES SURVEY, ABSTRACT No. 124
CITY OF ROCKWALL
ROCKWALL COUNTY, TEXAS
CITY CASE No. _____
Date: 5-03-2023 SHEET 1 OF 2

OWNERS CERTIFICATE:

STATE OF TEXAS
COUNTY OF ROCKWALL

WHEREAS, HOWARD BARRETT, being the owner of Lots 1 and 2 of GREEN VALLEY SUBDIVISION as recorded in Cabinet A, Slide 78 of the Plat Records of Rockwall County, Texas and a part of the John HB JONES SURVEY, ABSTRACT No. 124, ROCKWALL COUNTY, TEXAS by deeds recorded in Instrument Numbers 20220000025462 and 20220000006570 of the Official Public Records of Rockwall County, Texas (O.P.R.R.C.T.) to HOMAR INVESTMENTS, LLC and being more particularly described as follows:

BEGINNING at a 3/4" iron rod found on the west right-of-way line of North Goliad Street (S.H. 205), said point being the southeast corner of Lot 1 of said GREEN VALLEY SUBDIVISION and the northeast corner of Lot 1, Block A of the LIZANDRO OEMENO ADDITION, an addition to the City of Rockwall as recorded in Cabinet J, Slide 377 of the Plat Records of Rockwall County, Texas (P.R.R.C.T.);

THENCE South 83'31"27" West along the south line of Lot 1 of said GREEN VALLEY SUBDIVISION and the north line of said LIZANDRO OEMENO ADDITION, a distance of 383.75' to a 3/8" iron rod found at the northwest corner of said OEMENO ADDITION, said point also being of the east line of Lot 15, Block C of the LAKEVIEW SUMMIT PHASE ONE ADDITION, an addition recorded in Cabinet D, Slide 135 P.R.R.C.T.;

THENCE North 00'27"07" West along the east line of said LAKEVIEW SUMMIT ADDITION, passing at 100.02' a 1" iron rod found for the northwest corner of the said HOMAR INVESTMENTS, LLC tract Instrument No. 20220000025462 and the southwest corner of said HOMAR INVESTMENTS, LLC tract Instrument No. 20220000006570, a total distance of 199.94' to a 3/8" iron rod found on the east line of Lot 12, Block C of said LAKEVIEW SUMMIT ADDITION and the southwest corner of a tract of land conveyed to the TRUSTEES OF EVELYN WAY SMITH IRREVOCABLE TRUST as recorded in Instrument No. 20220000010972, Official Public Records of Rockwall County, Texas;

THENCE North 85'53"09" East along the north line of said HOMAR INVESTMENTS, LLC tract and the south line of said EVELYN WAY SMITH tract, a distance of 185.37' to a 3/4" iron rod found for a corner, said point being the northwest corner of Lot 2 of the said GREEN VALLEY SUBDIVISION;

THENCE North 81'23"19" East a distance of 150.76' to a 1/2" iron rod found for the northeast corner of said Lot 2 and said point being on the west right-of-way line of said North Goliad Street (S.H. 205);

THENCE South 14'13"35" East along said west right-of-way line and passing at 100.00' to northeast corner of Lot 1 of said GREEN VALLEY SUBDIVISION a total distance of 198.62' to the POINT OF BEGINNING and containing 70,077.80 square feet or 1.608 acres of land.

OWNER'S CERTIFICATE:

NOW, THEREFORE, KNOW ALL MEN BY THESE PRESENTS:

Howard Barrett, the undersigned owner of the land shown on this plat, and designated herein as BARRETT HEIGHTS Addition to the City of Rockwall, Texas, and whose name is subscribed hereto, hereby dedicate to the use of the public forever all streets, alleys, parks, water courses, drains, easements and public places thereon shown on the purpose and consideration therein expressed. I further certify that all other parties who have a mortgage or lien interest in the subject property have been notified and signed this plat. I understand and do hereby reserve the easement strips shown on this plat for the purposes stated and for the mutual use and accommodation of all utilities desiring to use or using same. I also understand the following:

- No buildings shall be constructed or placed upon, over, or across the utility easements as described herein.
- Any public utility shall have the right to remove and keep removed all or part of any buildings, fences, trees, shrubs, or other growths or improvements which in any way endanger or interfere with construction, maintenance or efficiency of their respective system on any of these easement strips; and any public utility shall at all times have the right of ingress or egress to, from and upon said easement strips for purpose of construction, reconstruction, inspecting, patrolling, maintaining, and either adding to or removing all or part of their respective system without the necessity of, at any time, procuring the permission of anyone.
- The City of Rockwall will not be responsible for any claims of any nature resulting from or occasioned by the establishment of grade of steers in the subdivision.
- The developer and subdivision engineer shall bear total responsibility for storm drain improvements.
- The developer shall be responsible for the necessary facilities to provide drainage patterns and drainage controls such that properties within the drainage area are not adversely affected by the storm drainage from the development.
- No house dwelling unit, or other structure shall be constructed on any lot in this addition by the owner or any other person until the developer and/or owner has complied with all requirements of the Subdivision Regulations of the City of Rockwall regarding improvements with respect to the entire block on the street or streets on which the property abuts, including the actual installation of streets with the required base and paving, curb and gutter, water and sewer, drainage structures, storm structures, storm sewer, and alleys, all according to the specifications of the City of Rockwall; or Until an escrow deposit, sufficient to pay for the cost of such improvements, as determined by the city's engineer and/or city administrator, computed on a private commercial rate basis, has been made with the city secretary, accompanied by an agreement signed by the developer and/or owner, authorizing the city to make such improvements at prevailing private commercial rates, or have the same made by a contractor and pay for the same out of the escrow deposit, should the developer and/or owner fail or refuse to install the required improvements within the time stated in such a written agreement, but in no case shall the City be obligated to make such improvements itself. Such deposit may be used by the owner and/or developer's progress payments as the work progresses in making such improvements by making certified requisitions to the city secretary, supported by evidence of work done; or Until the developer and/or owner files a corporate surety bond with the city secretary in a sum equal to the cost of such improvements for the designated area, guaranteeing the installation thereof within the time stated in the bond, which time shall be fixed by the city council of the City of Rockwall.
- Property owners are responsible for maintenance, repair, and replacement of all retaining walls and drainage and detention systems in easements.

I further acknowledge that the dedications and/or exaction's made herein are proportional to the impact of the Subdivision upon the public services required in order that the development will comport with the present and future growth needs of the City; I, my successors and assigns hereby waive any claim, damage, or cause of action that I may have as a result of dedication of exactions made herein.

FOR: BARRETT HEIGHTS

By: _____

FOR: _____ (LIEN HOLDER)

BY: _____ NAME: _____

TITLE: _____

APPROVAL CERTIFICATE

Planning & Zoning Commission, Chairman Date

APPROVED:
I hereby certify that the above and foregoing plat of an addition to the City of Rockwall, Texas, was approved by the City Council of the City of Rockwall on the ____ day of _____, 2023.

This approval shall be invalid unless the approved plat for such addition is recorded in the office of the County Clerk of Rockwall, County, Texas, within one hundred and eighty (180) days from said date of final approval.

WITNESS OUR HANDS, this ____ day of _____ 2023.

Mayor, City of Rockwall City Secretary City Engineer

SURVEYOR'S CERTIFICATE

NOW, THEREFORE KNOW ALL MEN BY THESE PRESENTS:

That I Rudy Rangel, do hereby certify that this plat was prepared from an actual and accurate survey of the land, and that the corner monuments shown thereon were properly placed under my personal supervision.

GIVEN UNDER MY HAND AND SEAL THIS ____ DAY _____, 2023.

RUDY RANGEL
REGISTERED PROFESSIONAL LAND SURVEYOR
STATE OF TEXAS NO. 5664
TBPLS No. 10077100

NOTARY CERTIFICATE

STATE OF _____
COUNTY OF _____

Before me, the undersigned authority, a Notary Public in and for the said County and State on this day personally appeared _____, known to me to be the person whose name is subscribed to the foregoing instrument and acknowledged to me that he/she executed the same for the purposes and considerations therein expressed and in the capacity therein stated and as the act and deed therein stated.

Given under my han and seal of office, this _____ day of _____, 2023.

Notary Signature

Engineer:
Doughrate & Associates, Inc
2235 Ridge Road, Suite 200
Rockwall, Texas 75087
214-771-9004

Surveyor:
Rudy Rangel
Rangel Land Surveying
1012 Timberline Drive
Heath, Texas 75032
214-325-8026
Rangellandsurvey@swb.com

OWNER:
HOWARD BARRETT
1203 GOLIAD
ROCKWALL, TX 75087
972-722-8292

FINAL PLAT
BARRETT HEIGHTS
2 LOTS
BEING A REPLAT OF LOTS 1 AND 2. GREEN VALLEY SUBDIVISION
and PART OF THE JOHN HB JONES SURVEY, ABSTRACT No. 124
CITY OF ROCKWALL
ROCKWALL COUNTY, TEXAS

CITY CASE No. _____

Date: 5-03-2023

SHEET 2 OF 2



CITY OF ROCKWALL

CITY COUNCIL CASE MEMO

PLANNING AND ZONING DEPARTMENT
385 S. GOLIAD STREET • ROCKWALL, TX 75087
PHONE: (972) 771-7745 • EMAIL: PLANNING@ROCKWALL.COM

TO: Mayor and City Council
DATE: September 5, 2023
APPLICANT: Dewayne Zinn; *Cross Engineering Consultants*
CASE NUMBER: P2023-025; *Replat for Lot 2, Block A, Heritage Christian Academy Addition*

SUMMARY

Consider a request by Dewayne Zinn of Cross Engineering Consultants, Inc. on behalf of Brad Helmer of Heritage Christian Academy for the approval of a Replat for Lot 2, Block A, Heritage Christian Academy Addition being a 6.64-acre parcel of land identified as Lot 1, Block A, Heritage Christian Academy Addition, City of Rockwall, Rockwall County, Texas, zoned Multi-Family 14 (MF-14) District, situated within the SH-205 Overlay (SH-205 OV) District, addressed as 1408 S. Goliad Street, and take any action necessary.

PLAT INFORMATION

- ☑ The applicant is requesting approval of a Replat for a 6.64-acre parcel of land (*i.e. Lot 1, Block A, Heritage Christian Academy Addition*) for the purpose of reestablishing one (1) non-residential lot (*i.e. Lot 2, Block A, Heritage Christian Academy Addition*) to abandon the existing fire lane easement and dedicate new easements to account for the development of a gymnasium and classroom building on the subject property.
- ☑ The subject property was annexed into the City of Rockwall on June 20, 1959 by *Ordinance No. 59-02*. The City's historic zoning maps indicate that the subject property was zoned Multi-Family 1 (MF-1) District as of January 3, 1972, and Multi-Family 15 (MF-15) District as of May 16, 1983. The change in zoning designation from Multi-Family 1 (MF-1) District to Multi-Family 15 (MF-15) District was the result of the adoption of the Comprehensive Zoning Ordinance [*i.e. Ordinance No. 83-23*] on May 16, 1983. On June 7, 2004, the City Council adopted the Unified Development Code (UDC), which changed the zoning designation of the subject property from Multi-Family 15 (MF-15) District to Multi-Family 14 (MF-14) District [*i.e. Ordinance No. 04-38*]. On January 7, 2019, the City Council approved a Specific Use Permit (SUP) [*i.e. Case No. Z2018-046; Ordinance No. 19-02*] extending the use of the temporary educational buildings that are currently on the subject property. These buildings were originally approved by a Conditional Use Permit (CUP) in 1999, which was extended in 2003, and reissued as a Specific Use Permit (SUP) in 2009. This Specific Use Permit (SUP) was also extended in 2013. On January 12, 2021, the Planning and Zoning Commission approved a site plan [*i.e. Case No. SP2020-032*] to allow the construction of an approximately 22,409 SF gymnasium and classroom facility in conjunction with the existing private school [*i.e. Heritage Christian Academy*]. On July 12, 2022, the Planning and Zoning Commission approved an amended site plan [*i.e. Case No. SP2022-032*] to change the building elevations on the previously approved gymnasium and classrooms.
- ☑ The surveyor has completed the majority of the technical revisions requested by staff, and this Replat -- conforming to the requirements for plats as stipulated by the *Subdivision Ordinance* in the *Municipal Code of Ordinances* -- is recommended for conditional approval pending the completion of final technical modifications and submittal requirements.
- ☑ Conditional approval of this Replat by the City Council shall constitute approval subject to the conditions stipulated in the *Conditions of Approval* section below.
- ☑ With the exception of the items listed in the *Conditions of Approval* section of this case memo, this plat is in substantial compliance with the requirements of the *Subdivision Ordinance* in the *Municipal Code of Ordinances*.

CONDITIONS OF APPROVAL

If City Council chooses to approve of a Replat for Lot 2, Block A, Heritage Christian Academy Addition, staff would propose the following conditions of approval:

- (1) All technical comments from City Staff (*i.e. Engineering, Planning and Fire Department*) shall be addressed prior to submittal of civil engineering plans; and,
- (2) Any construction resulting from the approval of this Replat shall conform to the requirements set forth by the Unified Development Code (UDC), the International Building Code (IBC), the Rockwall Municipal Code of Ordinances, city adopted engineering and fire codes and with all other applicable regulatory requirements administered and/or enforced by the state and federal government.

PLANNING AND ZONING COMMISSION

On August 29, 2023, the Planning and Zoning Commission approved a motion to recommend approval of the Replat by a vote of 7-0.



DEVELOPMENT APPLICATION

City of Rockwall
Planning and Zoning Department
385 S. Goliad Street
Rockwall, Texas 75087

STAFF USE ONLY

PLANNING & ZONING CASE NO. _____

NOTE: THE APPLICATION IS NOT CONSIDERED ACCEPTED BY THE CITY UNTIL THE PLANNING DIRECTOR AND CITY ENGINEER HAVE SIGNED BELOW.

DIRECTOR OF PLANNING: _____

CITY ENGINEER: _____

PLEASE CHECK THE APPROPRIATE BOX BELOW TO INDICATE THE TYPE OF DEVELOPMENT REQUEST [SELECT ONLY ONE BOX]:

PLATTING APPLICATION FEES:

- MASTER PLAT (\$100.00 + \$15.00 ACRE) ¹
- PRELIMINARY PLAT (\$200.00 + \$15.00 ACRE) ¹
- FINAL PLAT (\$300.00 + \$20.00 ACRE) ¹
- REPLAT (\$300.00 + \$20.00 ACRE) ¹
- AMENDING OR MINOR PLAT (\$150.00)
- PLAT REINSTATEMENT REQUEST (\$100.00)

SITE PLAN APPLICATION FEES:

- SITE PLAN (\$250.00 + \$20.00 ACRE) ¹
- AMENDED SITE PLAN/ELEVATIONS/LANDSCAPING PLAN (\$100.00)

ZONING APPLICATION FEES:

- ZONING CHANGE (\$200.00 + \$15.00 ACRE) ¹
- SPECIFIC USE PERMIT (\$200.00 + \$15.00 ACRE) ^{1&2}
- PD DEVELOPMENT PLANS (\$200.00 + \$15.00 ACRE) ¹

OTHER APPLICATION FEES:

- TREE REMOVAL (\$75.00)
- VARIANCE REQUEST/SPECIAL EXCEPTIONS (\$100.00) ²

NOTES:

¹: IN DETERMINING THE FEE, PLEASE USE THE EXACT ACREAGE WHEN MULTIPLYING BY THE PER ACRE AMOUNT. FOR REQUESTS ON LESS THAN ONE ACRE, ROUND UP TO ONE (1) ACRE.
²: A \$1,000.00 FEE WILL BE ADDED TO THE APPLICATION FEE FOR ANY REQUEST THAT INVOLVES CONSTRUCTION WITHOUT OR NOT IN COMPLIANCE TO AN APPROVED BUILDING PERMIT.

PROPERTY INFORMATION [PLEASE PRINT]

ADDRESS 1408 S. Goliad St. Rockwall TX 75087

SUBDIVISION Heritage Christian Academy Addition LOT 1 BLOCK A

GENERAL LOCATION Damarcus Rd. and S. Goliad

ZONING, SITE PLAN AND PLATTING INFORMATION [PLEASE PRINT]

CURRENT ZONING MF-14 CURRENT USE Private School

PROPOSED ZONING No Change PROPOSED USE No Change

ACREAGE 6.641 LOTS [CURRENT] 1 LOTS [PROPOSED] 1

SITE PLANS AND PLATS: BY CHECKING THIS BOX YOU ACKNOWLEDGE THAT DUE TO THE PASSAGE OF HB3167 THE CITY NO LONGER HAS FLEXIBILITY WITH REGARD TO ITS APPROVAL PROCESS, AND FAILURE TO ADDRESS ANY OF STAFF'S COMMENTS BY THE DATE PROVIDED ON THE DEVELOPMENT CALENDAR WILL RESULT IN THE DENIAL OF YOUR CASE.

OWNER/APPLICANT/AGENT INFORMATION [PLEASE PRINT/CHECK THE PRIMARY CONTACT/ORIGINAL SIGNATURES ARE REQUIRED]

<input checked="" type="checkbox"/> OWNER	<u>Heritage Christian Academy</u>	<input checked="" type="checkbox"/> APPLICANT	<u>same</u>
CONTACT PERSON	<u>Brad Helmer</u>	CONTACT PERSON	
ADDRESS	<u>1408 S. Goliad St.</u>	ADDRESS	
	<u>R</u>		
CITY, STATE & ZIP	<u>Rockwall TX 75087</u>	CITY, STATE & ZIP	
PHONE	<u>972 772 3003</u>	PHONE	
E-MAIL	<u>bhelmer@hca.rockwall.org</u>	E-MAIL	

NOTARY VERIFICATION [REQUIRED]

BEFORE ME, THE UNDERSIGNED AUTHORITY, ON THIS DAY PERSONALLY APPEARED Bradley C. Helmer [OWNER] THE UNDERSIGNED, WHO STATED THE INFORMATION ON THIS APPLICATION TO BE TRUE AND CERTIFIED THE FOLLOWING:


"I HEREBY CERTIFY THAT I AM THE OWNER FOR THE PURPOSE OF THIS APPLICATION; ALL INFORMATION SUBMITTED HEREIN IS TRUE AND CORRECT; AND THE APPLICATION FEE OF \$ 582.82 TO COVER THE COST OF THIS APPLICATION, HAS BEEN PAID TO THE CITY OF ROCKWALL ON THIS THE 18th DAY OF August, 2023. BY SIGNING THIS APPLICATION, I AGREE THAT THE CITY OF ROCKWALL (I.E. "CITY") IS AUTHORIZED AND PERMITTED TO PROVIDE INFORMATION CONTAINED WITHIN THIS APPLICATION TO THE PUBLIC. THE CITY IS ALSO AUTHORIZED AND PERMITTED TO REPRODUCE ANY COPYRIGHTED INFORMATION SUBMITTED IN CONJUNCTION WITH THIS APPLICATION, IF SUCH REPRODUCTION IS ASSOCIATED OR IN RESPONSE TO A REQUEST FOR PUBLIC INFORMATION."

GIVEN UNDER MY HAND AND SEAL OF OFFICE ON THIS THE 18th DAY OF August, 2023

OWNER'S SIGNATURE

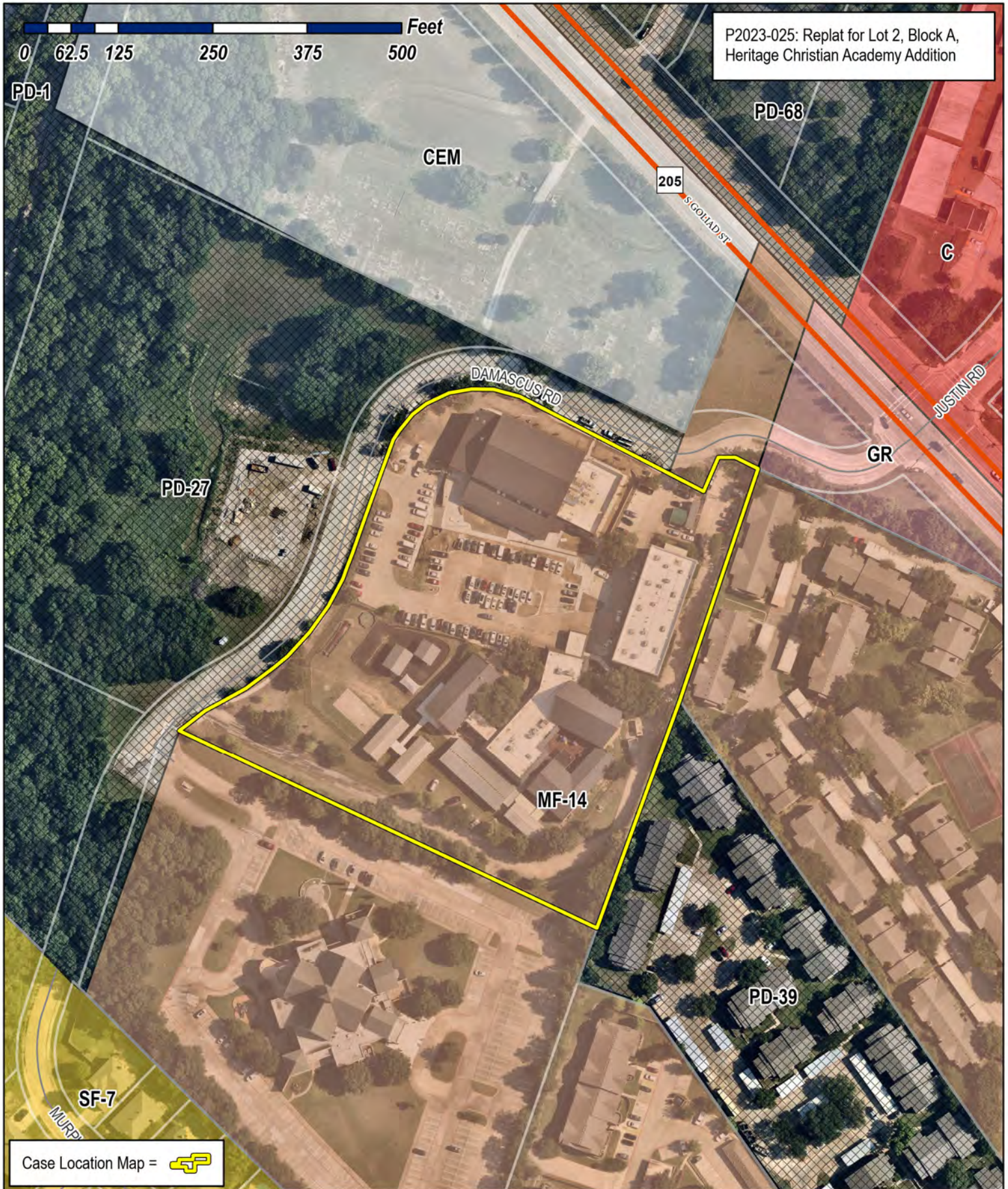
[Signature]
[Signature]

NOTARY PUBLIC IN AND FOR THE STATE OF TEXAS




MY COMMISSION EXPIRES

06-17-2025



P2023-025: Replat for Lot 2, Block A, Heritage Christian Academy Addition

Case Location Map = 

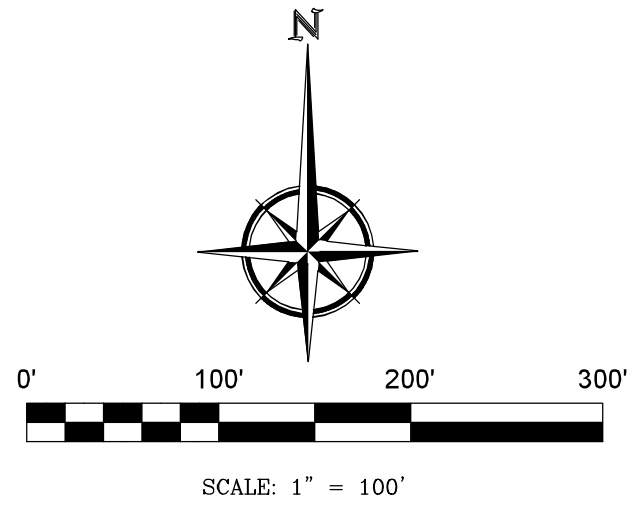


City of Rockwall

Planning & Zoning Department
 385 S. Goliad Street
 Rockwall, Texas 75087
 (P): (972) 771-7745
 (W): www.rockwall.com

The City of Rockwall GIS maps are continually under development and therefore subject to change without notice. While we endeavor to provide timely and accurate information, we make no guarantees. The City of Rockwall makes no warranty, express or implied, including warranties of merchantability and fitness for a particular purpose. Use of the information is the sole responsibility of the user.





GENERAL NOTES:

- The area (acres) shown hereon is based on the mathematical closure of the courses and distances reflected on this Survey. It does not include the tolerances that may be present due to positional accuracy of the boundary monuments in place.
- Reference Bearing: The Bearings shown hereon are geodetic and are based upon GPS observations from City of Rockwall GPS Control Monuments No. COR-6 and COR-11. NAD-83, Texas North Central Zone.

FLOOD ZONE NOTE:

This Surveyor has reviewed Flood Insurance Rate Map No. 48397C0040L (effective date September 26, 2008) published by the Federal Emergency Management Administration for Rockwall County, Texas and based upon said scaled map and graphic plotting, such review revealed that the subject parcel lies within "ZONE X" (Un-Shaded) and is outside of the 100 Year Flood Plain and is determined to be outside the 0.2% annual chance floodplain.

PURPOSE STATEMENT:

The purpose of this Replat is to abandon the fire lane easement on Lot 1, Block A of Heritage Christian Academy Addition and dedicate new easements.

MONUMENT NOTE:

All lot corner monuments set by this Surveyor are 1/2 inch diameter rebar, 18 inches long, topped with a red plastic cap, stamped "RPLS 4701" or if in concrete pavement, a mag nail with a steel washer, stamped "RPLS 4701", unless otherwise noted.

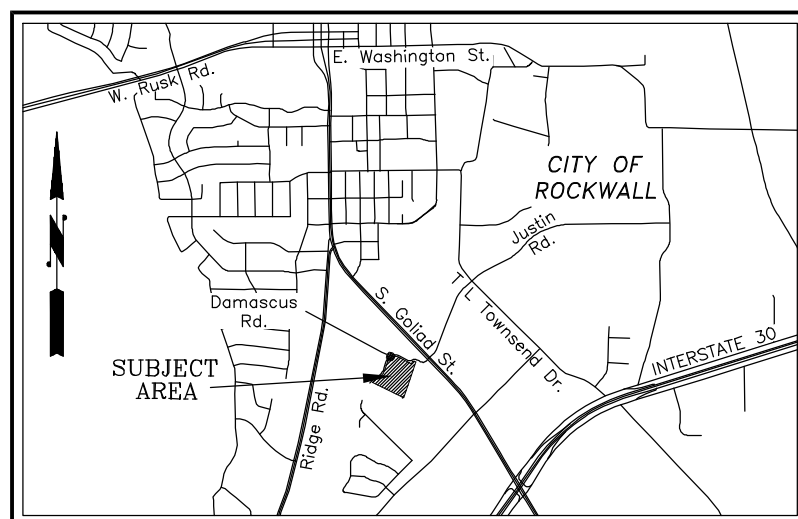
LINE TABLE:

LINE	BEARING	DISTANCE
L1	N 18°24'23" E	142.04'
L2	S 64°04'21" E	268.34'
L3	N 20°16'31" E	47.24'
L4	N 18°24'23" E	142.04'
L5	N 20°16'31" E	55.84'
L6	S 63°45'31" E	3.29'
L7	S 71°24'18" E	53.13'
L8	S 18°35'42" W	115.88'
L9	S 76°10'34" E	70.24'
L10	N 82°03'48" E	59.85'
L11	N 21°58'25" E	73.03'
L12	N 24°29'16" E	42.51'
L13	N 26°02'53" E	79.37'
L14	S 26°02'53" W	79.37'
L15	S 24°30'28" W	40.80'
L16	S 21°58'25" W	70.37'
L17	S 82°03'48" W	59.85'
L18	N 76°10'34" W	146.78'
L19	N 18°35'42" E	66.88'
L20	N 71°24'18" W	4.05'

CURVE TABLE:

CURVE	DELTA ANGLE	RADIUS	ARC LENGTH	CHORD BEARING	CHORD LENGTH
C1	15°48'15"	270.00'	74.48'	N 54°41'03" E	74.24'
C2	44°11'21"	330.00'	254.51'	N 40°29'31" E	248.25'
C3	97°31'15"	125.00'	212.76'	N 67°10'01" E	187.99'
C4	26°02'39"	126.70'	57.59'	S 76°46'50" E	57.10'
C5	13°33'54"	245.00'	58.00'	N 55°48'16" E	57.87'
C6	44°10'17"	355.13'	273.78'	N 40°29'32" E	267.05'
C7	97°31'16"	100.00'	170.21'	N 67°10'01" E	150.39'
C8	16°26'41"	101.70'	29.19'	S 71°58'51" E	29.09'
C9	94°46'16"	25.00'	41.35'	S 28°47'26" E	36.80'
C10	21°45'38"	30.00'	11.39'	S 87°03'23" E	11.33'
C11	29°05'37"	45.00'	22.85'	S 83°23'23" E	22.61'
C12	86°06'56"	20.00'	30.06'	N 68°05'57" E	27.31'
C13	91°15'06"	44.00'	70.08'	S 65°31'52" W	62.90'
C14	29°05'37"	21.00'	10.66'	N 83°23'23" W	10.55'
C15	21°45'38"	54.00'	20.51'	N 87°03'23" W	20.39'
C16	94°46'16"	49.00'	81.05'	N 28°47'26" W	72.12'
C17	90°00'00"	25.00'	39.27'	N 26°24'18" W	35.36'

VICINITY MAP
Not To Scale



ABBREVIATIONS

- Cab. = Cabinet
- Sl. = Slide
- Vol. = Volume
- Pg. = Page
- Inst. No. = Instrument Number
- D.R.R.C.T. = Deed Records, Rockwall County, Texas
- P.R.R.C.T. = Plat Records, Rockwall County, Texas
- FAUE = Firelane, Access & Utility Easement
- F.E. = Fire Lane Easement
- P.S.E. = Pedestrian & Sidewalk Easement
- ESMNT. = Easement
- CM = Controlling Monument
- IRF = Iron Rod Pound
- IRS = 1/2" Iron Set with red plastic cap, stamped "RPLS 4701"
- MNS = Mag Nail Set with steel washer, stamped "RPLS 4701"

OWNER

HERITAGE CHRISTIAN ACADEMY
Contact: Brad Helmer
1408 S. Goliath Street
Rockwall, Texas 75087
972-772-3003

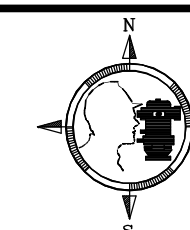
SURVEYOR

RINGLEY & ASSOCIATES, INC.
Contact: Lawrence H. Ringley
701 S. Tennessee Street
McKinney, Texas 75069
972-542-1266
LHR@Ringley.com

REPLAT

HERITAGE CHRISTIAN ACADEMY ADDITION
LOT 1R, BLOCK A
Being a Replat of
Heritage Christian Academy Addition
Lot 1, Block A
being one (1) lot on 6.641-Acres
situated in the
Burwell J.T. Lewis Survey, Abstract No. 255
City of Rockwall, Rockwall County, Texas

Case No. _____



RINGLEY & ASSOCIATES, INC.

SURVEYING • MAPPING • PLANNING
Texas Firm Registration No. 10061300
701 S. Tennessee - McKinney, Texas 75069
(972) 542-1266

Drawn by	Date	Scale	Job	Title	Sheet
Mark Staab	08/18/2023	1" = 100'	2020037	2020037-RP.DWG	1 of 2

OWNER'S CERTIFICATE

STATE OF TEXAS §
 COUNTY OF ROCKWALL §

WHEREAS, HERITAGE CHRISTIAN ACADEMY is the owner of that certain tract of land, situated in the City of Rockwall, in the Burwell J.T. Lewis Survey, Abstract No. 255 of Rockwall County, Texas and being Lot 1, Block A of Heritage Christian Academy Addition, an addition to the City of Rockwall, according to the Final Plat thereof, recorded in Cabinet F, Slide 91, Plat Records, Rockwall County, Texas (P.R.R.C.T.) and same being described in a deed to Heritage Christian Academy, recorded in Volume 2387, Page 231, Deed Records, Rockwall County, Texas (D.R.R.C.T.) and being more particularly described by metes & bounds as follows:

BEGINNING at a 1/2 inch iron rod found on the southerly right-of-way line of Damascus Road (60' wide public right-of-way at this point), for the most northerly northeast corner of the above described Lot 1, Block A and same being the northwest corner of Pebblebrook Apartments, an addition to the City of Rockwall, according to the plat thereof, recorded in Cabinet A, Slide 319, P.R.R.C.T.;

THENCE: South 18 deg. 44 min. 25 sec. West, departing from said Damascus Road, along the common line of said Lot 1, Block A and said Pebblebrook Apartments, a distance of 317.69 feet to a 1/2 inch iron rod found for the southwest corner of said Pebblebrook Apartments and same being the northwest corner of Lot 1R of Canyon Ridge-Canyon Ranch Addition, an addition to the City of Rockwall, according to the plat thereof, recorded in Cabinet E, Slide 385-388, P.R.R.C.T.;

THENCE: South 18 deg. 17 min. 47 sec. West, along the common line of said Lot 1, Block A and said Lot 1R, a distance of 335.44 feet to a 1/2 inch iron rod found for the southeast corner of said Lot 1, Block A and same being the northeast corner of Lot 1, Block A of Our Lady Of The Lake Catholic Church, an addition to the City of Rockwall, according to the plat thereof, recorded in Cabinet B, Slide 217, P.R.R.C.T.;

THENCE: North 64 deg. 01 min. 10 sec. West, along the common line of said Heritage Christian Academy Addition and said Our Lady Of The Lake Catholic Church, a distance of 607.15 feet to a 1/2 inch iron rod found on the southeasterly right-of-way line of the above mentioned Damascus Road, for the northwest corner of said Our Lady Of The Lake Catholic Church addition and the southwest corner of said Lot 1, Block A of Heritage Christian Academy Addition and said point being in a non-tangent curve to the right, having a radius of 270.00 feet, a central angle of 15 deg. 48 min. 10 sec. and a chord that bears North 54 deg. 41 min. 06 sec. East - 74.23 feet;

THENCE: Along the southeasterly right-of-way line of said Damascus Road and with said curve to the right, an arc distance of 74.47 feet to a 1/2 inch iron rod, topped with a yellow plastic cap, stamped "RPLS 5686", found for the point of reverse curve to the left, having a radius of 330.00 feet, a central angle of 44 deg. 11 min. 21 sec. and a chord that bears North 40 deg. 29 min. 31 sec. East - 248.25 feet;

THENCE: Continuing along Damascus Road and with said curve to the left, an arc distance of 254.51 feet to a 1/2 inch iron rod found for corner at the end of said curve;

THENCE: North 18 deg. 24 min. 23 sec. East, continuing along the easterly right-of-way line of said Damascus Road, a distance of 142.04 feet to a 1/2 inch iron rod, topped with a red plastic cap, stamped "RPLS 4701", set for corner at the beginning of a curve to the right, having a radius of 125.00 feet, a central angle of 97 deg. 31 min. 15 sec. and a chord that bears North 67 deg. 10 min. 01 sec. East - 187.99 feet;

THENCE: Continuing along the southeasterly right-of-way line of said Damascus Road and with said curve to the right, an arc distance of 212.76 feet to a 1/2 inch iron rod found for corner at the end of said curve;

THENCE: South 64 deg. 04 min. 21 sec. East, continuing along said Damascus Road, a distance of 268.34 feet to a 1/2 inch iron rod found for an inside ell corner of said Lot 1, Block A;

THENCE: North 20 deg. 16 min. 31 sec. East, continuing along said Damascus Road, a distance of 47.24 feet to a mag nail with a steel washer, stamped "RPLS 4701", set for the most northerly northwest corner of said Lot 1, Block A and said point being in a non-tangent curve to the right, having a radius of 126.70 feet, a central angle of 26 deg. 02 min. 39 sec. and a chord that bears South 76 deg. 46 min. 50 sec. East - 57.10 feet;

THENCE: Continuing along the common line of said Lot 1, Block A and said Damascus Road, an arc distance of 57.59 feet to the POINT OF BEGINNING and containing 289,064 square feet or 6.636 acres of land.

NOW, THEREFORE, KNOW ALL MEN BY THESE PRESENTS:

STATE OF TEXAS §
 COUNTY OF ROCKWALL §

WE, the undersigned owners of the land shown on this plat, and designated herein as the **HERITAGE CHRISTIAN ACADEMY ADDITION, LOT 1R, BLOCK A**, subdivision to the City of Rockwall, Texas, and whose name is subscribed hereto, hereby dedicate to the use of the public forever all streets, alleys, parks, water courses, drains, easements and public places thereon shown on the purpose and consideration therein expressed. We further certify that all other parties who have a mortgage or lien interest in the **HERITAGE CHRISTIAN ACADEMY ADDITION** subdivision have been notified and signed this plat. We understand and do hereby reserve the easement strips shown on this plat for the purposes stated and for the mutual use and accommodation of all utilities desiring to use or using same. We also understand the following;

1. No buildings shall be constructed or placed upon, over, or across the utility easements as described herein.
2. Any public utility shall have the right to remove and keep removed all or part of any buildings, fences, trees, shrubs, or other growths or improvements which in any way endanger or interfere with construction, maintenance or efficiency of their respective system on any of these easement strips; and any public utility shall at all times have the right of ingress or egress to, from and upon the said easement strips for purpose of construction, reconstruction, inspecting, patrolling, maintaining, and either adding to or removing all or part of their respective system without the necessity of, at any time, procuring the permission of anyone.
3. The City of Rockwall will not be responsible for any claims of any nature resulting from or occasioned by the establishment of grade of streets in the subdivision.
4. The developer and subdivision engineer shall bear total responsibility for storm drain improvements.
5. The developer shall be responsible for the necessary facilities to provide drainage patterns and drainage controls such that properties within the drainage area are not adversely affected by storm drainage from the development.
6. No house dwelling unit, or other structure shall be constructed on any lot in this addition by the owner or any other person until the developer and/or owner has complied with all requirements of the Subdivision Regulations of the City of Rockwall regarding improvements with respect to the entire block on the street or streets on which property abuts, including the actual installation of streets with the required base and paving, curb and gutter, water and sewer, drainage structures, storm structures, storm sewers, and alleys, all according to the specifications of the City of Rockwall; or Until an escrow deposit, sufficient to pay for the cost of such improvements, as determined by the city's engineer and/or city administrator, computed on a private commercial rate basis, has been made with the city secretary, accompanied by an agreement signed by the developer and/or owner, authorizing the city to make such improvements at prevailing private commercial rates, or have the same made by a contractor and pay for the same out of the escrow deposit, should the developer and/or owner fail or refuse to install the required improvements within the time stated in such written agreement, but in no case shall the City be obligated to make such improvements itself. Such deposit may be used by the owner and/or developer as progress payments as the work progresses in making such improvements by making certified requisitions to the city secretary, supported by evidence of work done; or Until the developer and/or owner files a corporate surety bond with the city secretary in a sum equal to the cost of such improvements for the designated area, guaranteeing the installation thereof within the time stated in the bond, which time shall be fixed by the city council of the City of Rockwall.
7. The owner shall be responsible for all maintenance, repair and replacement of all drainage and detention facilities.

We further acknowledge that the dedications and/or exaction's made herein are proportional to the impact of the Subdivision upon the public services required in order that the development will comport with the present and future growth needs of the City; We, our successors and assigns hereby waive any claim, damage, or cause of action that We may have as a result of the dedication of exactions made herein.

 BRAD HELMER, Head of School
 Heritage Christian Academy

STATE OF TEXAS §
 COUNTY OF ROCKWALL §

Before me, the undersigned authority, on this day personally appeared **BRAD HELMER**, known to me to be the person whose name is subscribed to the foregoing instrument, and acknowledged to me that he executed the same for the purpose and consideration therein stated.

Given upon my hand and seal of office this _____ Day of _____, 2022.

 Notary Public in and for the State of Texas

 My Commission Expires:

NOTE: It shall be the policy of the City of Rockwall to withhold issuing building permits until all streets, water, sewer and storm drainage systems have been accepted by the City. The approval of a plat by the City does not constitute any representation, assurance or guarantee that any building within such plat shall be approved, authorized or permit therefore issued, nor shall such approval constitute any representation, assurance or guarantee by the City of the adequacy and availability for water for personal use and fire protection within such plat, as required under Ordinance 83-54.

SURVEYOR'S CERTIFICATE

That I, Lawrence H. Ringley, do hereby certify that I have prepared this plat and the field notes shown hereon from an on ground survey of that land, and this plat is a true, correct and accurate representation of the physical evidence found at the time of the survey; that the corner monuments shown hereon were found and/or placed under my personal supervision. This plat was prepared in accordance with the platting rules and regulations of the City of Rockwall, Texas.

DATED this the _____ day of _____, 2022.

Lawrence H. Ringley
 State of Texas, No. 4701

STATE OF TEXAS §
 COUNTY OF COLLIN §

Before me, the undersigned authority, on this day personally appeared LAWRENCE RINGLEY, known to me to be the person whose name is subscribed to the foregoing instrument, and acknowledged to me that he executed the same for the purpose and consideration therein stated.

Given upon my hand and seal of office this _____ day of _____, 2022.

 Notary Public in and for the State of Texas

 My Commission Expires:

Planning and Zoning Commission, Chairman

Date

APPROVED:
 I hereby certify that the above and foregoing plat of an addition to the City of Rockwall, Texas, was approved by the City Council of the City of Rockwall on the _____ day of _____, 2022.

This approval shall be invalid unless the approved plat for such addition is recorded in the office of the County Clerk of Rockwall, County, Texas, within one hundred eighty (180) days from said date of final approval.

WITNESS OUR HANDS, this _____ day of _____, 2022.

Mayor, City of Rockwall

City Secretary

City Engineer

OWNER

HERITAGE CHRISTIAN ACADEMY
 Contact: Brad Helmer
 1408 S. Goliad Street
 Rockwall, Texas 75087
 972-772-3003

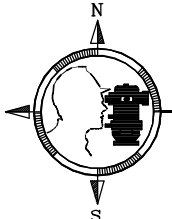
SURVEYOR

RINGLEY & ASSOCIATES, INC.
 Contact: Lawrence H. Ringley
 701 S. Tennessee Street
 McKinney, Texas 75069
 972-542-1266
 LHR@Ringley.com

REPLAT

**HERITAGE CHRISTIAN ACADEMY ADDITION
 LOT 1R, BLOCK A
 Being a Replat of
 Heritage Christian Academy Addition
 Lot 1, Block A
 being one (1) lot on 6.641-Acres
 situated in the
 Burwell J.T. Lewis Survey, Abstract No. 255
 City of Rockwall, Rockwall County, Texas**

Case No. _____

 RINGLEY & ASSOCIATES, INC. SURVEYING • MAPPING • PLANNING Texas Firm Registration No. 10061300 701 S. Tennessee - McKinney, Texas 75069 (972) 542-1266					
Drawn by	Date	Scale	Job	Title	Sheet
<i>Mark Staab</i>	08/18/2023	N.T.S.	2020037	2020037-RP.DWG	2 of 2



CITY OF ROCKWALL

CITY COUNCIL CASE MEMO

PLANNING AND ZONING DEPARTMENT
385 S. GOLIAD STREET • ROCKWALL, TX 75087
PHONE: (972) 771-7745 • EMAIL: PLANNING@ROCKWALL.COM

TO: Mayor and City Council
DATE: September 5, 2023
APPLICANT: Robert Howman; *Glenn Engineering*
CASE NUMBER: P2023-026; *Replat for Lot 3, Block A, Heritage Christian Academy, Phase 2 Addition*

SUMMARY

Consider a request by Robert Howman of Glenn Engineering on behalf of Brad Helmer of Heritage Christian Academy for the approval of a Replat for Lot 3, Block A, Heritage Christian Academy, Phase 2 Addition being a 6.626-acre parcel of land identified as Lot 2, Block A, Heritage Christian Academy, Phase 2 Addition, City of Rockwall, Rockwall County, Texas, zoned Planned Development District 27 (PD-27) for Multi-Family 15 (MF-15) District land uses, located west of the intersection of Damascus Road and S. Goliad Street [*SH-205*], and take any action necessary.

PLAT INFORMATION

- The applicant is requesting the approval of a Replat on a 6.626-acre parcel of land (*i.e. Lot 2, Block A, Heritage Christian Academy Addition*) for the purpose of establishing one (1) non-residential lots (*i.e. Lot 3, Block A, Heritage Christian Academy Addition*). The purpose of the Replat is to dedicate fire lane, access, and utility easements on the subject property.
- The subject property was annexed into the City of Rockwall on June 20, 1959 by *Ordinance No. 59-02*. The City's historic zoning maps indicate that the subject property was zoned Multi-Family 1 (MF-1) District as of January 3, 1972, and Multi-Family 15 (MF-15) District as of May 16, 1983. On June 1, 1987, the subject property was rezoned from a Multi-Family 15 (MF-15) District to Planned Development District 27 (PD-27) [*Ordinance No. 87-31*] for Multi-Family 14 (MF-14) District land uses. On July 19, 2004, the City Council adopted *Ordinance No. 04-43*] to establish development timelines for the subject property; however, the subject property has remained vacant since annexation.. On August 1, 2016, the City Council approved a replat [*i.e. Case No. P2016-031*] to create two (2) parcels of land [*i.e. Lots 2 & 3, Block A, Heritage Christian Academy*] and convey one (1) parcel of land to Our Lady of the Lake Catholic Church.
- The surveyor has completed the majority of the technical revisions requested by staff, and this Replat -- conforming to the requirements for plats as stipulated by the *Subdivision Ordinance in the Municipal Code of Ordinances* -- is recommended for conditional approval pending the completion of final technical modifications and submittal requirements.
- Conditional approval of this Replat by the City Council shall constitute approval subject to the conditions stipulated in the *Conditions of Approval* section below.
- With the exception of the items listed in the *Conditions of Approval* section of this case memo, this plat is in substantial compliance with the requirements of the *Subdivision Ordinance in the Municipal Code of Ordinances*.

CONDITIONS OF APPROVAL

If City Council chooses to approve of the Replat for Lot 3, Block A, Heritage Christian Academy, Phase 2 Addition, staff would propose the following conditions of approval:

- (1) All technical comments from City Staff (*i.e. Engineering, Planning and Fire Department*) shall be addressed prior to submittal of civil engineering plans; and,

- (2) Any construction resulting from the approval of this Replat shall conform to the requirements set forth by the Unified Development Code (UDC), the International Building Code (IBC), the Rockwall Municipal Code of Ordinances, city adopted engineering and fire codes and with all other applicable regulatory requirements administered and/or enforced by the state and federal government.

PLANNING AND ZONING COMMISSION

On August 29, 2023, the Planning and Zoning Commission approved a motion to recommend approval of the Replat by a vote of 7-0.



DEVELOPMENT APPLICATION

City of Rockwall
Planning and Zoning Department
385 S. Goliad Street
Rockwall, Texas 75087

STAFF USE ONLY

PLANNING & ZONING CASE NO. _____

NOTE: THE APPLICATION IS NOT CONSIDERED ACCEPTED BY THE CITY UNTIL THE PLANNING DIRECTOR AND CITY ENGINEER HAVE SIGNED BELOW.

DIRECTOR OF PLANNING: _____

CITY ENGINEER: _____

PLEASE CHECK THE APPROPRIATE BOX BELOW TO INDICATE THE TYPE OF DEVELOPMENT REQUEST [SELECT ONLY ONE BOX]:

PLATTING APPLICATION FEES:

- MASTER PLAT (\$100.00 + \$15.00 ACRE) ¹
- PRELIMINARY PLAT (\$200.00 + \$15.00 ACRE) ¹
- FINAL PLAT (\$300.00 + \$20.00 ACRE) ¹
- REPLAT (\$300.00 + \$20.00 ACRE) ¹
- AMENDING OR MINOR PLAT (\$150.00)
- PLAT REINSTATEMENT REQUEST (\$100.00)

SITE PLAN APPLICATION FEES:

- SITE PLAN (\$250.00 + \$20.00 ACRE) ¹
- AMENDED SITE PLAN/ELEVATIONS/LANDSCAPING PLAN (\$100.00)

ZONING APPLICATION FEES:

- ZONING CHANGE (\$200.00 + \$15.00 ACRE) ¹
- SPECIFIC USE PERMIT (\$200.00 + \$15.00 ACRE) ^{1 & 2}
- PD DEVELOPMENT PLANS (\$200.00 + \$15.00 ACRE) ¹

OTHER APPLICATION FEES:

- TREE REMOVAL (\$75.00)
- VARIANCE REQUEST/SPECIAL EXCEPTIONS (\$100.00) ²

NOTES:

¹ IN DETERMINING THE FEE, PLEASE USE THE EXACT ACREAGE WHEN MULTIPLYING BY THE PER ACRE AMOUNT. FOR REQUESTS ON LESS THAN ONE ACRE, ROUND UP TO ONE (1) ACRE.
² A \$1,000.00 FEE WILL BE ADDED TO THE APPLICATION FEE FOR ANY REQUEST THAT INVOLVES CONSTRUCTION WITHOUT OR NOT IN COMPLIANCE TO AN APPROVED BUILDING PERMIT.

PROPERTY INFORMATION [PLEASE PRINT]

ADDRESS 1408 S. Goliad St, Rockwall, TX 75087

SUBDIVISION Subdivision Code: S3859

LOT 2 BLOCK A

GENERAL LOCATION Damascus RD, Rockwall, TX

ZONING, SITE PLAN AND PLATTING INFORMATION [PLEASE PRINT]

CURRENT ZONING PD-27

CURRENT USE private school

PROPOSED ZONING PD-27

PROPOSED USE private school

ACREAGE 6.626

LOTS [CURRENT] 1

LOTS [PROPOSED] 1

SITE PLANS AND PLATS: BY CHECKING THIS BOX YOU ACKNOWLEDGE THAT DUE TO THE PASSAGE OF HB3167 THE CITY NO LONGER HAS FLEXIBILITY WITH REGARD TO ITS APPROVAL PROCESS, AND FAILURE TO ADDRESS ANY OF STAFF'S COMMENTS BY THE DATE PROVIDED ON THE DEVELOPMENT CALENDAR WILL RESULT IN THE DENIAL OF YOUR CASE.

OWNER/APPLICANT/AGENT INFORMATION [PLEASE PRINT/CHECK THE PRIMARY CONTACT/ORIGINAL SIGNATURES ARE REQUIRED]

OWNER Heritage Christian Academy

APPLICANT Glenn Engineering

CONTACT PERSON Brad Helmer, Ed.D.

CONTACT PERSON Robert Howman

ADDRESS 1408 S. Goliad St.

ADDRESS 4500 Fuller Dr. #220

CITY, STATE & ZIP Rockwall, TX 75087

CITY, STATE & ZIP Irving, Tx 75038

PHONE 972.772.3003

PHONE 972.989.2174

E-MAIL bhelmer@hcarockwall.org

E-MAIL rahowman@glennengineering.com

NOTARY VERIFICATION [REQUIRED]


BEFORE ME, THE UNDERSIGNED AUTHORITY, ON THIS DAY PERSONALLY APPEARED BRAD HELMER [OWNER] THE UNDERSIGNED, WHO STATED THE INFORMATION ON THIS APPLICATION TO BE TRUE AND CERTIFIED THE FOLLOWING:

I HEREBY CERTIFY THAT I AM THE OWNER FOR THE PURPOSE OF THIS APPLICATION; ALL INFORMATION SUBMITTED HEREIN IS TRUE AND CORRECT; AND THE APPLICATION FEE OF \$ _____ TO COVER THE COST OF THIS APPLICATION, HAS BEEN PAID TO THE CITY OF ROCKWALL ON THIS THE _____ DAY OF _____ 20____. BY SIGNING THIS APPLICATION, I AGREE THAT THE CITY OF ROCKWALL (I.E. "CITY") IS AUTHORIZED AND PERMITTED TO PROVIDE INFORMATION CONTAINED WITHIN THIS APPLICATION TO THE PUBLIC. THE CITY IS ALSO AUTHORIZED AND PERMITTED TO REPRODUCE OR TO AUTHORIZE THE REPRODUCTION OF INFORMATION SUBMITTED IN CONJUNCTION WITH THIS APPLICATION, IF SUCH REPRODUCTION IS ASSOCIATED OR IN RESPONSE TO A REQUEST FOR PUBLIC INFORMATION.

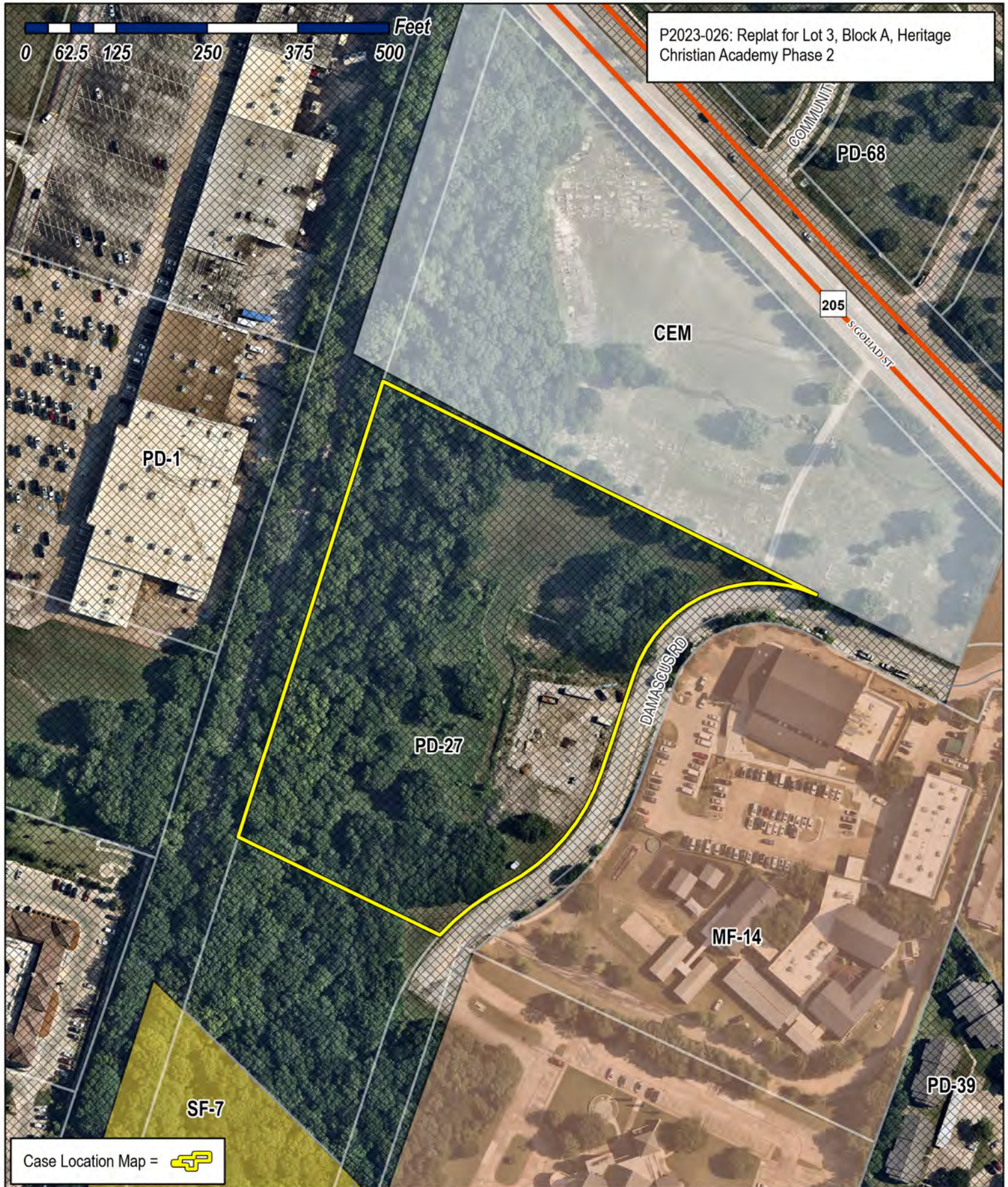
GIVEN UNDER MY HAND AND SEAL OF OFFICE ON THIS THE 14th DAY OF AUGUST, 2023.

OWNER'S SIGNATURE [Signature]

NOTARY PUBLIC IN AND FOR THE STATE OF TEXAS [Signature]




MY COMMISSION EXPIRES 06-17-2025



P2023-026: Replat for Lot 3, Block A, Heritage Christian Academy Phase 2

0 62.5 125 250 375 500 Feet

Case Location Map = 

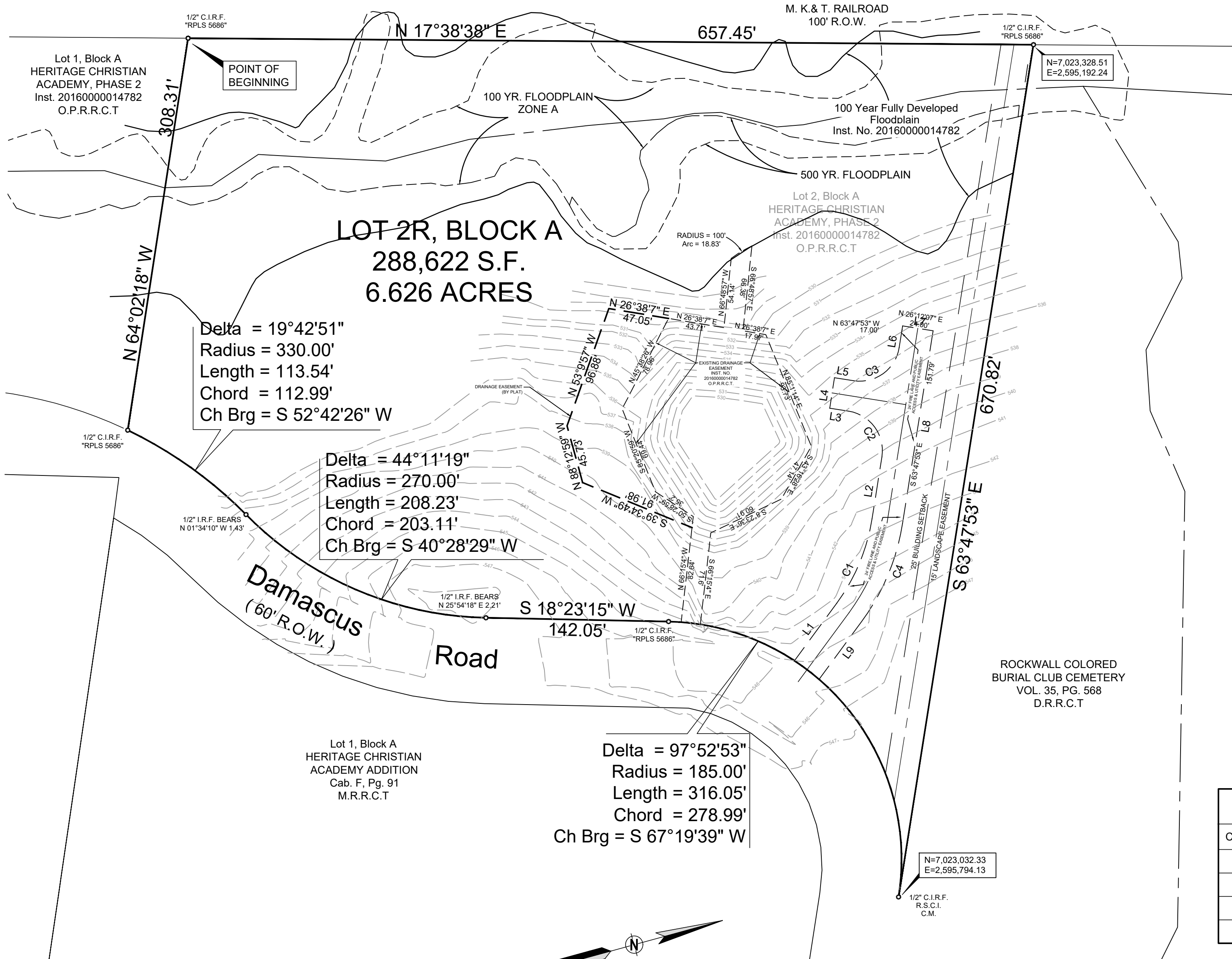


City of Rockwall

Planning & Zoning Department
 385 S. Goliad Street
 Rockwall, Texas 75087
 (P): (972) 771-7745
 (W): www.rockwall.com

The City of Rockwall GIS maps are continually under development and therefore subject to change without notice. While we endeavor to provide timely and accurate information, we make no guarantees. The City of Rockwall makes no warranty, express or implied, including warranties of merchantability and fitness for a particular purpose. Use of the information is the sole responsibility of the user.

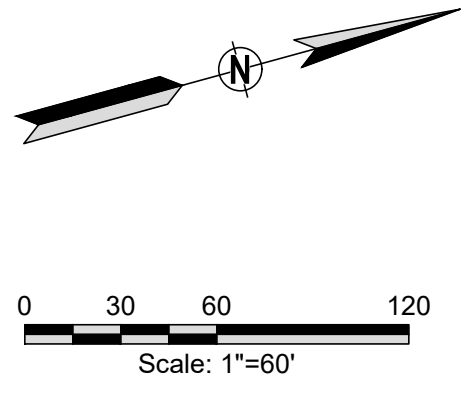




LOCATION MAP
SCALE: NTS

Parcel Line Table		
Line #	Length	Direction
L1	55.36	N36° 23' 52"W
L2	48.79	S63° 47' 53"E
L3	15.00	S26° 12' 07"W
L4	24.00	S63° 47' 53"E
L5	15.00	S26° 12' 07"W
L6	17.00	S63° 47' 53"E
L7	24.00	N26° 12' 07"E
L8	151.79	S63° 47' 53"E
L9	55.64	N36° 23' 52"W

Curve Table					
Curve #	Length	Radius	Delta	Chord Direction	Chord Length
C1	71.97	150.50	27°24'01"	N50° 05' 52"W	71.29
C2	48.69	31.00	90°00'00"	S71° 12' 07"W	43.84
C3	48.69	31.00	90°00'00"	N18° 47' 53"W	43.84
C4	83.45	174.50	27°24'01"	N50° 05' 52"W	82.66



- Notes:**
- According to the Flood Insurance Rate Map of Rockwall County, Texas, Map No. 48397C0040L, Map Revised 09/26/2008, the herein described property is located in Zone "X", described by said map to be "areas determined to be outside of the 0.2% annual chance floodplain" and in Shaded Zone A, described by said map to be, Special Flood Hazard Areas (SFHAs) subject to inundation by the 1% annual flood: no base flood elevations determined.
 - The surveyor has relied on the herein described subject plat with regard to any easements, restrictions, or rights-of-way affecting the above described Property. No additional research regarding said easements, restrictions or rights-of-way has been performed by the surveyor.
 - Bearings and Coordinates are based on the southwesterly line of Lot 1, Block A, HERITAFW CHRISTIAN ACADEMY ADDITION, an addition to the City of Rockwall, as recorded in Cabined F, Pages 91 and 92, of the Map Records, Rockwall County, Texas, said bearing being South 64 deg.02 min.18 sec. East.
 - It shall be the policy of the City of Rockwall to withhold issuing building permits until all streets, water, sewer and storm drainage systems have been accepted by the City. The approval of a plat by the City does not constitute any representation, assurance or guarantee that any building within such plat shall be approved, authorized or permit therefore issued, nor shall such approval constitute any representation, assurance or guarantee by the City of the adequacy an availability for water for personal use and fire protection within such plan, as required under Ordinance 83.54.
 - The property Owner shall maintain, repair, and replace all detention systems.

<p>OWNER: HERITAGE CHRISTIAN ACADEMY 1408 S. GOLIAD STREET ROCKWALL, TEXAS 75087</p>	<p>ENGINEER: GLENN ENGINEERING CORP. 4500 FULLER DRIVE, SUITE 220 IRVING, TEXAS 75038 TBPE FIRM NO. F-303 (972) 717-5151 (469) 472-9192 FAX CONTACT: MIKE GLENN, P.E.</p>	<p>SURVEYOR: CENTRO RESOURCES 1475 HERITAGE PARKWAY SUITE 217 MANSFIELD, TEXAS 76063 10193888 (817) 354-1445 CONTACT: LARRY TURMAN</p>
---	--	---

FINAL PLAT
HERITAGE CHRISTIAN ACADEMY
PHASE 2
LOT 2R, BLOCK A

BEING A REPLAT OF
HERITAGE CHRISTIAN ACADEMY, PHASE 2
LOT 2, BLOCK A

CITY OF ROCKWALL, ROCKWALL COUNTY, TEXAS

6.626 ACRES

08-14-23 Case No. PXX Sheet 1 of 2

OWNER'S CERTIFICATE AND DEDICATION

LEGAL DESCRIPTION

WHEREAS, HERITAGE CHRISTIAN ACACEMY is the owner of a tract of land situated in the City of Rockwall, Rockwall County, Texas, being in the B.J.T. Lewis Survey, Abstract No. 224 and being all of Lot 2, of HERITAGE CHRISTIAN ACADEMY PHASE 2, an addition to the City of Rockwall, Rockwall County, Texas, as recorded in Instrument No. 2016000014782, of the Official Public Records of Rockwall County, Texas (O.P.R.R.C.T.), said tract being more particularly described as follows:

BEGINNING at a ½" iron rod with a yellow plastic cap stamped "RPLS 5686" found for the most westerly corner of said Lot 2, same being the most northerly corner of Lot 3, Block A, of said HERITAGE CHRISTIAN ACADEMY PHASE 2, said corner also being in the southeasterly monumented line of the M.K. & T. Railroad (100' right-of-way);

THENCE North 17°38'38" East, along said southeasterly monumented line of the M. K. & T. Railroad, same being the northwesterly line of said Lot 1, a distance of 657.45' to a ½" iron rod with a yellow plastic cap stamped "RPLS 5686" found for the most northerly corner of said Lot 2, same being the most westerly corner of the Rockwall Colored Burial Club Cemetery, as recorded in Volume 35, Page 568, of the Deed Records, Rockwall County, Texas (D.R.R.C.T.);

THENCE South 63°47'53" East, along the northeasterly line of said Lot 2, a distance of 670.82' to a ½" iron rod with a plastic cap stamped "R.S.C.I." found for the most easterly corner of said Lot 2, same being the northerly monumented line of Damascus Road, said corner also being in a curve to the left, having a radius of 185.00', a central angle of 97°52'53", and a chord which bears, South 67°19'39" West, a chord distance of 278.99';

Thence along said curve to the left, a northwesterly direction, an arc length of 316.05' to a ½" iron rod with a yellow plastic cap stamped "RPLS 5786" found at the end of said curve;

THENCE South 18°23'15" West, along the northwesterly monumented line of Damascus Road, a distance of 142.05' to a point for corner from which a ½" iron rod found bears North 25°54'18" East, a distance of 2.21', said point for corner being at the beginning of a curve to the right, having a radius of 270.00', a central angle of 44°11'19", and a chord which bears South 40°28'29" West, a chord distance of 203.11';

Thence along said curve to the right, in a southwesterly direction, an arc length of 208.23' to a point for corner from which a ½" iron rod found bears North 01°34'10" West, a distance of 1.43', said point for corner being at the beginning of a curve to the left, having a radius of 330.00', a central angle of 19°42'51", and a chord which bears South 52°42'26" West, a chord distance of 112.99';

Thence along said curve to the left, in a southwesterly direction, an arc length of 113.54' to a ½" iron rod with a yellow plastic cap stamped "RPLS 5686 which is the most southeasterly corner of said Lot said point being in the westerly line of Damascus Road;

THENCE North 64°02'18" West , along the southerly line of said Lot 2 a distance of 308.31 feet to the POINT OF BEGINNING and containing 6.626 acres of land, more or less.

NOW, THEREFORE, KNOW ALL MEN BY THESE PRESENTS:

STATE OF TEXAS §

COUNTY OF ROCKWALL §

We the undersigned owner of the land shown on this plat, and designated herein as the REPLAT, LOT 2R, BLOCK A, HERITAGE CHRISTIAN ACADEMY, PHASE 2, a subdivision to the City of Rockwall, Texas, and whose name is subscribed hereto, hereby dedicate to the use of the public forever all streets, alleys, parks, water courses, drains, easements and public places thereon shown on the purpose and consideration therein expressed. I (we) further certify that all other parties who have a mortgage or lien interest in the [SUBDIVISION NAME] subdivision have been notified and signed this plat. I (we) understand and do hereby reserve the easement strips shown on this plat for the purposes stated and for the mutual use and accommodation of all utilities desiring to use or using same. We also understand the following:

No buildings shall be constructed or placed upon, over, or across the utility easements as described herein.

Any public utility shall have the right to remove and keep removed all or part of any buildings, fences, trees, shrubs, or other growths or improvements which in any way endanger or interfere with construction, maintenance or efficiency of their respective system on any of these easement strips; and any public utility shall at all times have the right of ingress or egress to, from and upon the said easement strips for purpose of construction, reconstruction, inspecting, patrolling, maintaining, and either adding to or removing all or part of their respective system without the necessity of, at any time, procuring the permission of anyone.

The City of Rockwall will not be responsible for any claims of any nature resulting from or occasioned by the establishment of grade of streets in the subdivision.

The developer and subdivision engineer shall bear total responsibility for storm drain improvements.

The developer shall be responsible for the necessary facilities to provide drainage patterns and drainage controls such that properties within the drainage area are not adversely affected by storm drainage from the development.

No house dwelling unit, or other structure shall be constructed on any lot in this addition by the owner or any other person until the developer and/or owner has complied with all requirements of the Subdivision Regulations of the City of Rockwall regarding improvements with respect to the entire block on the street or streets on which property abuts, including the actual installation of streets with the required base and paving, curb and gutter, water and sewer, drainage structures, storm structures, storm sewers, and alleys, all according to the specifications of the City of Rockwall; or

Until an escrow deposit, sufficient to pay for the cost of such improvements, as determined by the city's engineer and/or city administrator, computed on a private commercial rate basis, has been made with the city secretary, accompanied by an agreement signed by the developer and/or owner, authorizing the city to make such improvements at prevailing private commercial rates, or have the same made by a contractor and pay for the same out of the escrow deposit, should the developer and/or owner fail or refuse to install the required improvements within the time stated in such written agreement, but in no case shall the City be obligated to make such improvements itself. Such deposit may be used by the owner and/or developer as progress payments as the work progresses in making such improvements by making certified requisitions to the city secretary, supported by evidence of work done; or

Until the developer and/or owner files a corporate surety bond with the city secretary in a sum equal to the cost of such improvements for the designated area, guaranteeing the installation thereof within the time stated in the bond, which time shall be fixed by the city council of the City of Rockwall.

I (we) further acknowledge that the dedications and/or exaction's made herein are proportional to the impact of the Subdivision upon the public services required in order that the development will comport with the present and future growth needs of the City; We, our successors and assigns hereby waive any claim, damage, or cause of action that I (we) may have as a result of the dedication of exactions made herein.

HERITAGE CHRISTIAN ACADEMY

STATE OF TEXAS COUNTY OF ROCKWALL

Before me, the undersigned authority, on this day personally appeared _____ known to me to be the persons whose name is subscribed to the foregoing instrument, and acknowledged to me that he executed the same for the purpose and consideration therein stated.

NOTARY PUBLIC IN AND FOR THE STATE OF TEXAS

Given upon my hand and seal of office this _____ day of _____, 2023.

GENERAL NOTES

General Notes:

1) It shall be the policy of the City of Rockwall to withhold issuing building permits until all streets, water, sewer and storm drainage systems have been accepted by the City. The approval of a plat by the City does not constitute any representation, assurance or guarantee that any building within such plat shall be approved, authorized or permit therefore issued, nor shall such approval constitute any representation, assurance or guarantee by the City of the adequacy and availability for water for personal use and fire protection within such plat, as required under Ordinance 83-54.

SURVEYOR'S CERTIFICATE

NOW, THEREFORE KNOW ALL MEN BY THESE PRESENTS:

THAT I, William P. Price, do hereby certify that I prepared this plat from an actual and accurate survey of the land, and that the corner monuments shown thereon were properly placed under my personal supervision.

PRELIMINARY-This document shall not be recorded for any purpose and shall not be used or viewed or relied upon as a final survey document

Larry Turman, Registered Professional Land Surveyor No. 1740

RECOMMENDED FOR FINAL APPROVAL

Planning & Zoning Commission, Chairman Date

APPROVED:

I hereby certify that the above and foregoing plat of an addition to the City of Rockwall, Texas, was approved by the City Council of the City of Rockwall on the _____ day of _____, 2023.

This approval shall be invalid unless the approved plat for such addition is recorded in the office of the County Clerk of Rockwall, County, Texas, within one hundred eighty (180) days from said date of final approval.

WITNESS OUR HANDS, this _____ day of _____, 2023.

Mayor, City of Rockwall City Secretary, City of Rockwall City Engineer

FINAL PLAT
**HERITAGE CHRISTIAN ACADEMY
PHASE 2
LOT 2R , BLOCK A**

BEING A REPLAT OF
HERITAGE CHRISTIAN ACADEMY, PHASE 2
LOT 2, BLOCK A

CITY OF ROCKWALL, ROCKWALL COUNTY, TEXAS

6.626 ACRES

08-14-23 Case No. PXX Sheet 2 of 2

OWNER: HERITAGE CHRISTIAN ACADEMY 1408 S. GOLIAD STREET ROCKWALL, TEXAS 75087	ENGINEER: GLENN ENGINEERING CORP. 4500 FULLER DRIVE, SUITE 220 IRVING, TEXAS 75038 TBPE FIRM NO. F-303 (972) 717-5151 (469) 472-9192 FAX CONTACT: MIKE GLENN, P.E.	SURVEYOR: CENTRO RESOURCES 1475 HERITAGE PARKWAY SUITE 217 MANSFIELD, TEXAS 76063 10193888 (817) 354-1445 CONTACT: LARRY TURMAN
---	--	---



CITY OF ROCKWALL
CITY COUNCIL CASE MEMO

PLANNING AND ZONING DEPARTMENT
 385 S. GOLIAD STREET • ROCKWALL, TX 75087
 PHONE: (972) 771-7745 • EMAIL: PLANNING@ROCKWALL.COM

TO: Mayor and City Council
DATE: September 5, 2023
APPLICANT: Christopher Touoboun and Ariana Kistner; *Meals and Wheels Senior Services of Rockwall*
CASE NUMBER: P2023-027; *Final Plat for Lots 1 & 2, Block A, Airport South Addition*

SUMMARY

Consider a request by Ariana Kistner of Meals on Wheels Senior Services of Rockwall and Christopher Touoboun for the approval of a Final Plat for Lots 1 & 2, Block A, Airport South Addition being a 6.21-acre tract of land identified as a portion of Tract 4 and all of Tract 2 of the D Harr. Survey, Abstract No. 102, City of Rockwall, Rockwall County, Texas, zoned Light Industrial (LI) District, situated within the Airport Overlay (AP OV) District, addressed as 1780 Airport Road, and take any action necessary.

PLAT INFORMATION

- The applicant is requesting approval of a Final Plat on a 6.21-acre parcel of land (*i.e. a portion of Tract 4 and all of Tract 2 of the D. Harr Survey, Abstract No. 102*) for the purpose of establishing two (2) non-residential lots (*i.e. Lots 1 & 2, Block A, Airport South Addition*).
- The subject property was annexed on March 16, 1998 by *Ordinance No. 98-10 [i.e. Case No. A1998-001]*. At the time of annexation, the subject property was zoned Agricultural (AG) District. On August 7, 2023, the City Council approved *Ordinance No. 23-41 [i.e. Case No. Z2023-030]* to allow a zoning change from Agricultural (AG) District to Light Industrial (LI) District on the subject property.
- The surveyor has completed the majority of the technical revisions requested by staff, and this Final Plat -- conforming to the requirements for plats as stipulated by the *Subdivision Ordinance in the Municipal Code of Ordinances* -- is recommended for conditional approval pending the completion of final technical modifications and submittal requirements.
- Conditional approval of this Final Plat by the City Council shall constitute approval subject to the conditions stipulated in the *Conditions of Approval* section below.
- With the exception of the items listed in the *Conditions of Approval* section of this case memo, this plat is in substantial compliance with the requirements of the *Subdivision Ordinance in the Municipal Code of Ordinances*.

CONDITIONS OF APPROVAL

If City Council chooses to approve of a Final Plat for *Lots 1 & 2, Block A, Airport South Addition*, staff would propose the following conditions of approval:

- (1) All technical comments from City Staff (*i.e. Engineering, Planning and Fire Department*) shall be addressed prior to submittal of civil engineering plans; and,
- (2) Any construction resulting from the approval of this Final Plat shall conform to the requirements set forth by the Unified Development Code (UDC), the International Building Code (IBC), the Rockwall Municipal Code of Ordinances, city adopted engineering and fire codes and with all other applicable regulatory requirements administered and/or enforced by the state and federal government.

PLANNING AND ZONING COMMISSION

On August 29, 2023, the Planning and Zoning Commission approved a motion to recommend approval of the Final Plat by a vote of 7-0.



DEVELOPMENT APPLICATION

City of Rockwall
Planning and Zoning Department
385 S. Goliad Street
Rockwall, Texas 75087

STAFF USE ONLY

PLANNING & ZONING CASE NO. _____

NOTE: THE APPLICATION IS NOT CONSIDERED ACCEPTED BY THE CITY UNTIL THE PLANNING DIRECTOR AND CITY ENGINEER HAVE SIGNED BELOW.

DIRECTOR OF PLANNING: _____

CITY ENGINEER: _____

PLEASE CHECK THE APPROPRIATE BOX BELOW TO INDICATE THE TYPE OF DEVELOPMENT REQUEST [SELECT ONLY ONE BOX]:

PLATTING APPLICATION FEES:

- MASTER PLAT (\$100.00 + \$15.00 ACRE) ¹
- PRELIMINARY PLAT (\$200.00 + \$15.00 ACRE) ¹
- FINAL PLAT (\$300.00 + \$20.00 ACRE) ¹
- REPLAT (\$300.00 + \$20.00 ACRE) ¹
- AMENDING OR MINOR PLAT (\$150.00)
- PLAT REINSTATEMENT REQUEST (\$100.00)

SITE PLAN APPLICATION FEES:

- SITE PLAN (\$250.00 + \$20.00 ACRE) ¹
- AMENDED SITE PLAN/ELEVATIONS/LANDSCAPING PLAN (\$100.00)

ZONING APPLICATION FEES:

- ZONING CHANGE (\$200.00 + \$15.00 ACRE) ¹
- SPECIFIC USE PERMIT (\$200.00 + \$15.00 ACRE) ^{1 & 2}
- PD DEVELOPMENT PLANS (\$200.00 + \$15.00 ACRE) ¹

OTHER APPLICATION FEES:

- TREE REMOVAL (\$75.00)
- VARIANCE REQUEST/SPECIAL EXCEPTIONS (\$100.00) ²

NOTES:

¹: IN DETERMINING THE FEE, PLEASE USE THE EXACT ACREAGE WHEN MULTIPLYING BY THE PER ACRE AMOUNT. FOR REQUESTS ON LESS THAN ONE ACRE, ROUND UP TO ONE (1) ACRE.
²: A \$1,000.00 FEE WILL BE ADDED TO THE APPLICATION FEE FOR ANY REQUEST THAT INVOLVES CONSTRUCTION WITHOUT OR NOT IN COMPLIANCE TO AN APPROVED BUILDING PERMIT.

PROPERTY INFORMATION [PLEASE PRINT]

ADDRESS

1780 Airport

SUBDIVISION

ABS A0102, D Harr, Tract 2

LOT

2

BLOCK

A

GENERAL LOCATION

ZONING, SITE PLAN AND PLATTING INFORMATION [PLEASE PRINT]

CURRENT ZONING

AG

CURRENT USE

AG

PROPOSED ZONING

PROPOSED USE

Office

ACREAGE

5,477

LOTS [CURRENT]

2

LOTS [PROPOSED]

1

SITE PLANS AND PLATS: BY CHECKING THIS BOX YOU ACKNOWLEDGE THAT DUE TO THE PASSAGE OF HB3167 THE CITY NO LONGER HAS FLEXIBILITY WITH REGARD TO ITS APPROVAL PROCESS, AND FAILURE TO ADDRESS ANY OF STAFF'S COMMENTS BY THE DATE PROVIDED ON THE DEVELOPMENT CALENDAR WILL RESULT IN THE DENIAL OF YOUR CASE.

OWNER/APPLICANT/AGENT INFORMATION [PLEASE PRINT/CHECK THE PRIMARY CONTACT/ORIGINAL SIGNATURES ARE REQUIRED]

OWNER

Mentson Wheels Sr Services of Rockwall

APPLICANT

Same

CONTACT PERSON

Arianna Kistner

CONTACT PERSON

ADDRESS

PO Box 910

ADDRESS

CITY, STATE & ZIP

Rockwall, TX 75087

CITY, STATE & ZIP

PHONE

972-771-9514

PHONE

E-MAIL

akistner@rockwall.com

E-MAIL


NOTARY VERIFICATION [REQUIRED]

BEFORE ME, THE UNDERSIGNED AUTHORITY, ON THIS DAY PERSONALLY APPEARED Arianna Kistner [OWNER] THE UNDERSIGNED, WHO STATED THE INFORMATION ON THIS APPLICATION TO BE TRUE AND CERTIFIED THE FOLLOWING:

"I HEREBY CERTIFY THAT I AM THE OWNER FOR THE PURPOSE OF THIS APPLICATION; ALL INFORMATION SUBMITTED HEREIN IS TRUE AND CORRECT, AND THE APPLICATION FEE OF \$1,000.00, TO COVER THE COST OF THIS APPLICATION, HAS BEEN PAID TO THE CITY OF ROCKWALL ON THIS THE 17th DAY OF August, 2023. BY SIGNING THIS APPLICATION, I AGREE THAT THE CITY OF ROCKWALL (I.E. "CITY") IS AUTHORIZED AND PERMITTED TO PROVIDE INFORMATION CONTAINED WITHIN THIS APPLICATION TO THE PUBLIC. THE CITY IS ALSO AUTHORIZED AND PERMITTED TO REPRODUCE ANY COPYRIGHTED INFORMATION SUBMITTED IN CONJUNCTION WITH THIS APPLICATION, IF SUCH REPRODUCTION IS ASSOCIATED OR IN RESPONSE TO A REQUEST FOR PUBLIC INFORMATION. **PLEASE A GANG**

GIVEN UNDER MY HAND AND SEAL OF OFFICE ON THIS THE 17 DAY OF August, 2023
OWNER'S SIGNATURE [Signature]

NOTARY PUBLIC IN AND FOR THE STATE OF TEXAS



MY COMMISSION EXPIRES July 30, 2024



DEVELOPMENT APPLICATION

City of Rockwall
Planning and Zoning Department
385 S. Goliad Street
Rockwall, Texas 75087

STAFF USE ONLY

PLANNING & ZONING CASE NO. _____

NOTE: THE APPLICATION IS NOT CONSIDERED ACCEPTED BY THE CITY UNTIL THE PLANNING DIRECTOR AND CITY ENGINEER HAVE SIGNED BELOW.

DIRECTOR OF PLANNING: _____

CITY ENGINEER: _____

PLEASE CHECK THE APPROPRIATE BOX BELOW TO INDICATE THE TYPE OF DEVELOPMENT REQUEST [SELECT ONLY ONE BOX]:

PLATTING APPLICATION FEES:

- MASTER PLAT (\$100.00 + \$15.00 ACRE) ¹
- PRELIMINARY PLAT (\$200.00 + \$15.00 ACRE) ¹
- FINAL PLAT (\$300.00 + \$20.00 ACRE) ¹
- REPLAT (\$300.00 + \$20.00 ACRE) ¹
- AMENDING OR MINOR PLAT (\$150.00)
- PLAT REINSTATEMENT REQUEST (\$100.00)

SITE PLAN APPLICATION FEES:

- SITE PLAN (\$250.00 + \$20.00 ACRE) ¹
- AMENDED SITE PLAN/ELEVATIONS/LANDSCAPING PLAN (\$100.00)

ZONING APPLICATION FEES:

- ZONING CHANGE (\$200.00 + \$15.00 ACRE) ¹
- SPECIFIC USE PERMIT (\$200.00 + \$15.00 ACRE) ^{1&2}
- PD DEVELOPMENT PLANS (\$200.00 + \$15.00 ACRE) ¹

OTHER APPLICATION FEES:

- TREE REMOVAL (\$75.00)
- VARIANCE REQUEST/SPECIAL EXCEPTIONS (\$100.00) ²

NOTES:

¹ IN DETERMINING THE FEE, PLEASE USE THE EXACT ACREAGE WHEN MULTIPLYING BY THE PER ACRE AMOUNT. FOR REQUESTS ON LESS THAN ONE ACRE, ROUND UP TO ONE (1) ACRE.
² A \$1,000.00 FEE WILL BE ADDED TO THE APPLICATION FEE FOR ANY REQUEST THAT INVOLVES CONSTRUCTION WITHOUT OR NOT IN COMPLIANCE TO AN APPROVED BUILDING PERMIT.

PROPERTY INFORMATION [PLEASE PRINT]

ADDRESS 1770 and 1780 Airport Road

SUBDIVISION Airport South Addition LOT 1 and 2 BLOCK A

GENERAL LOCATION Rockwall airport

ZONING, SITE PLAN AND PLATTING INFORMATION [PLEASE PRINT]

CURRENT ZONING AG CURRENT USE _____

PROPOSED ZONING L1 PROPOSED USE office building

ACREAGE 0.7 LOTS [CURRENT] _____ LOTS [PROPOSED] _____

SITE PLANS AND PLATS: BY CHECKING THIS BOX YOU ACKNOWLEDGE THAT DUE TO THE PASSAGE OF HB3167 THE CITY NO LONGER HAS FLEXIBILITY WITH REGARD TO ITS APPROVAL PROCESS, AND FAILURE TO ADDRESS ANY OF STAFF'S COMMENTS BY THE DATE PROVIDED ON THE DEVELOPMENT CALENDAR WILL RESULT IN THE DENIAL OF YOUR CASE.

OWNER/APPLICANT/AGENT INFORMATION [PLEASE PRINT/CHECK THE PRIMARY CONTACT/ORIGINAL SIGNATURES ARE REQUIRED]

OWNER Christopher Toteto Touchan APPLICANT _____

CONTACT PERSON _____ CONTACT PERSON _____

ADDRESS 1648 Trounbridge circle ADDRESS _____

CITY, STATE & ZIP Rockwall, TX, 75082 CITY, STATE & ZIP _____

PHONE 318-777-4970 PHONE _____

E-MAIL _____ E-MAIL _____

NOTARY VERIFICATION [REQUIRED]

BEFORE ME, THE UNDERSIGNED AUTHORITY, ON THIS DAY PERSONALLY APPEARED [Signature] [OWNER] THE UNDERSIGNED, WHO STATED THE INFORMATION ON THIS APPLICATION TO BE TRUE AND CERTIFIED THE FOLLOWING:


"I HEREBY CERTIFY THAT I AM THE OWNER FOR THE PURPOSE OF THIS APPLICATION; ALL INFORMATION SUBMITTED HEREIN IS TRUE AND CORRECT; AND THE APPLICATION FEE OF \$ 438.40 TO COVER THE COST OF THIS APPLICATION, HAS BEEN PAID TO THE CITY OF ROCKWALL ON THIS THE 17th DAY OF August, 2023 BY SIGNING THIS APPLICATION, I AGREE THAT THE CITY OF ROCKWALL (I.E. "CITY") IS AUTHORIZED AND PERMITTED TO PROVIDE INFORMATION CONTAINED WITHIN THIS APPLICATION TO THE PUBLIC. THE CITY IS ALSO AUTHORIZED AND PERMITTED TO REPRODUCE ANY COPYRIGHTED INFORMATION SUBMITTED IN CONJUNCTION WITH THIS APPLICATION, IF SUCH REPRODUCTION IS ASSOCIATED OR IN RESPONSE TO A REQUEST FOR PUBLIC INFORMATION."

GIVEN UNDER MY HAND AND SEAL OF OFFICE ON THIS THE 17th DAY OF August, 2023

OWNER'S SIGNATURE [Signature]

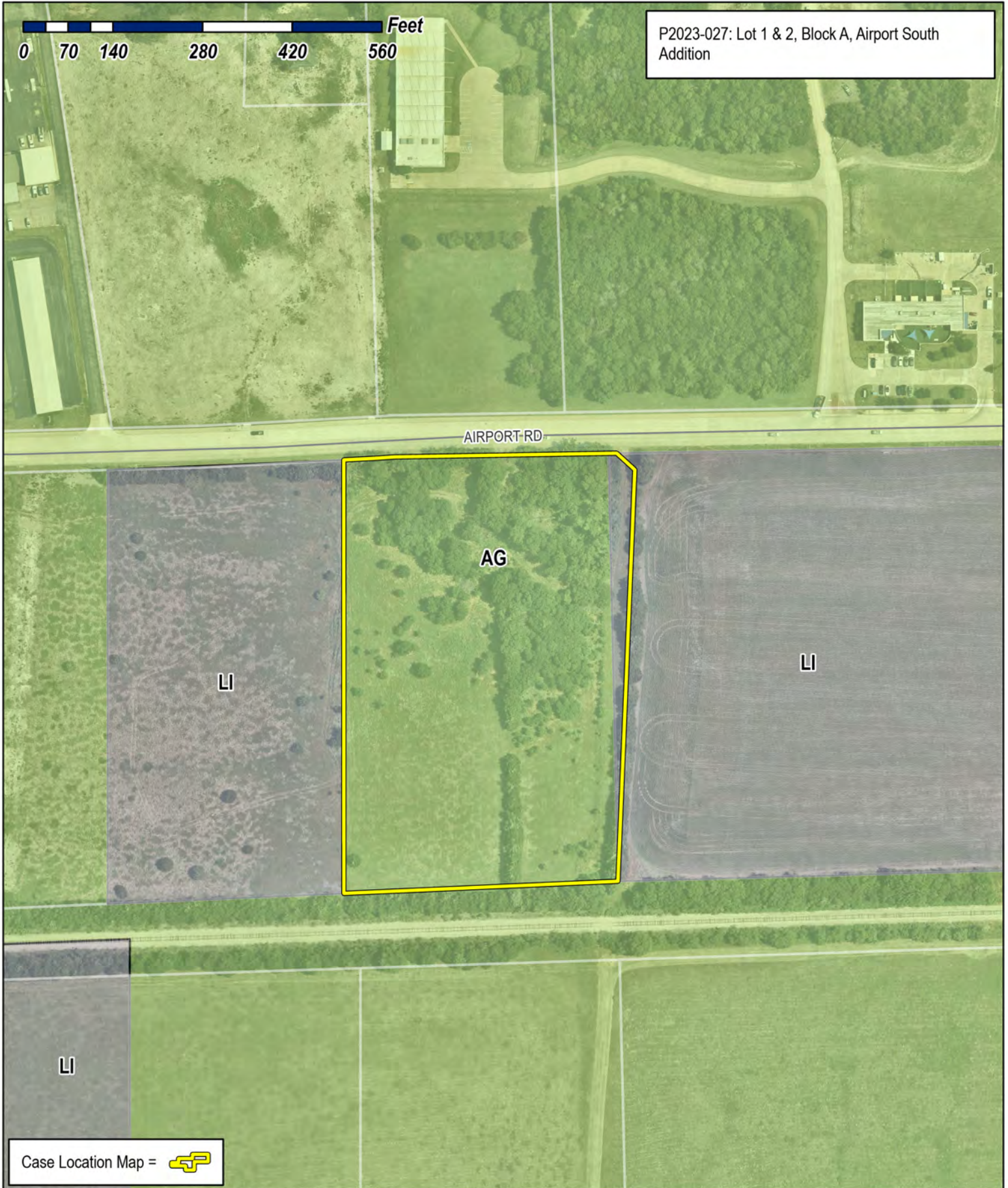
NOTARY PUBLIC IN AND FOR THE STATE OF TEXAS


[Signature]
Daye Buehler





P2023-027: Lot 1 & 2, Block A, Airport South Addition



Case Location Map = 

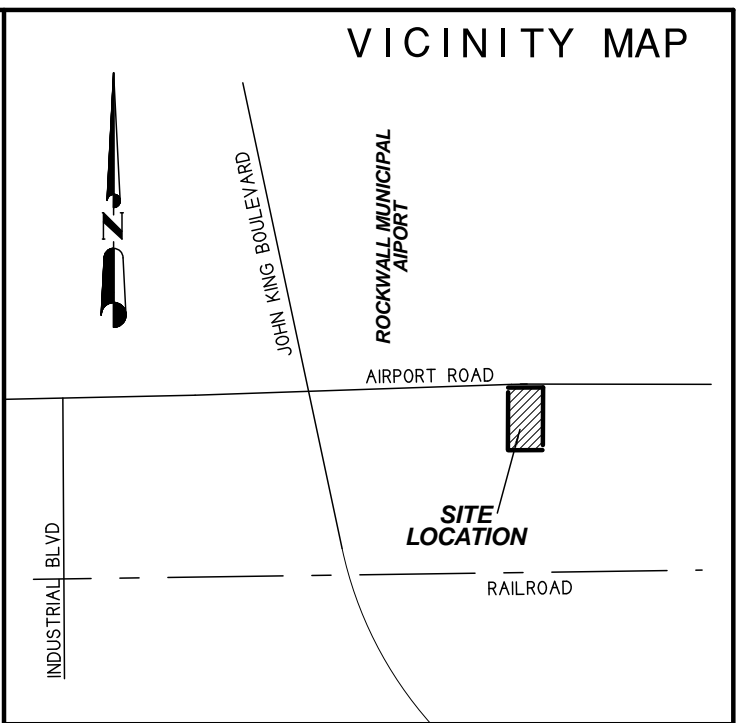
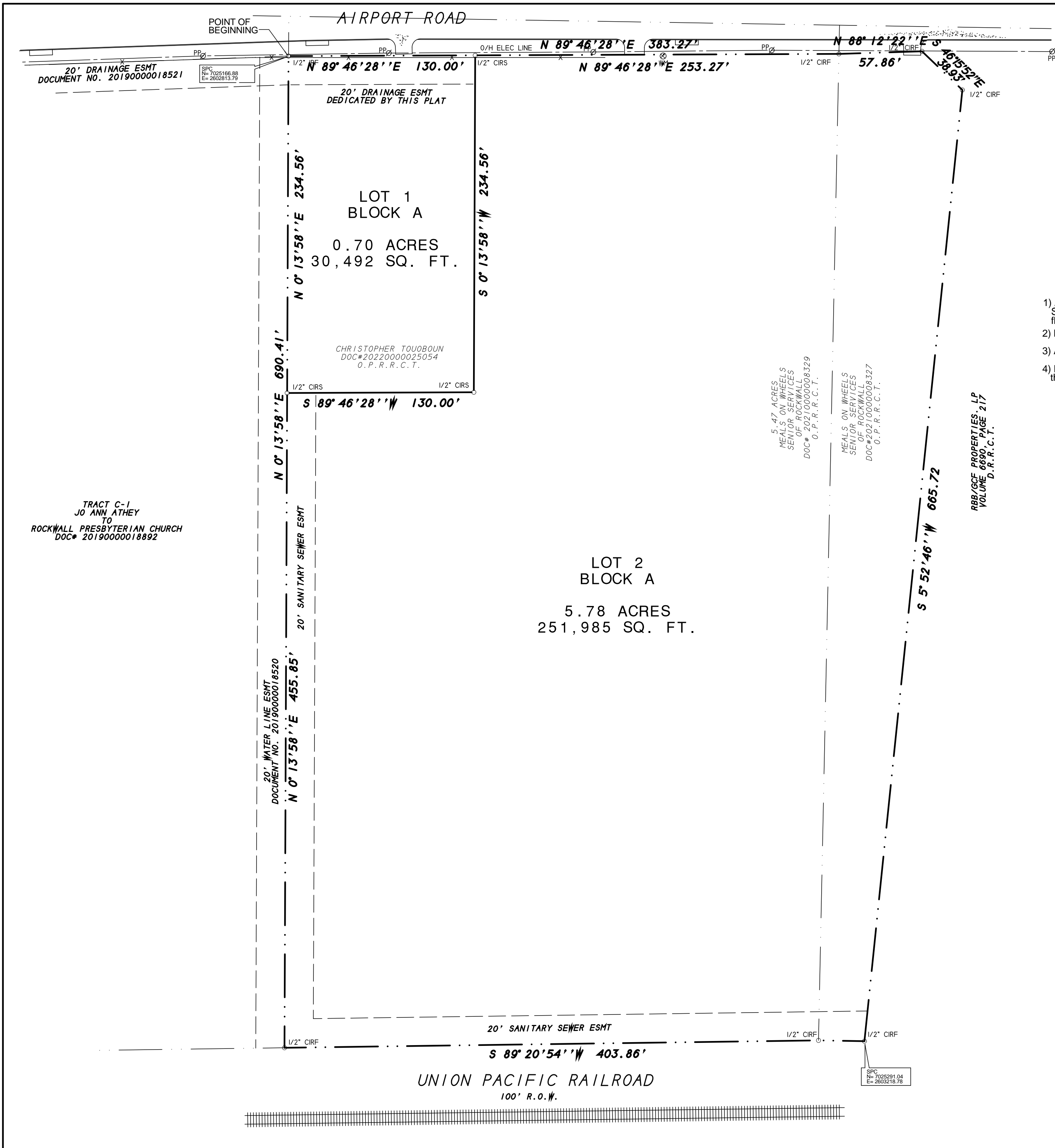


City of Rockwall

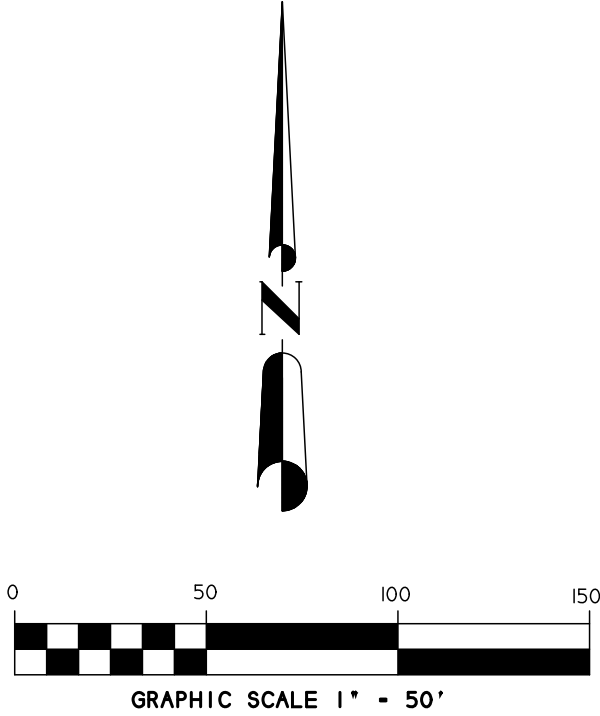
Planning & Zoning Department
385 S. Goliad Street
Rockwall, Texas 75087
(P): (972) 771-7745
(W): www.rockwall.com

The City of Rockwall GIS maps are continually under development and therefore subject to change without notice. While we endeavor to provide timely and accurate information, we make no guarantees. The City of Rockwall makes no warranty, express or implied, including warranties of merchantability and fitness for a particular purpose. Use of the information is the sole responsibility of the user.





- NOTES**
- 1) According to F.E.M.A. Flood Insurance Rate Map. Community Panel No. 48397C0045 L dated Sept. 26, 2008, this property lies in Zone X. This property does not appear to lie within a 100-year flood plain.
 - 2) BEARING SOURCE: CITY OF ROCKWALL CONTROL MONUMENT SYSTEM.
 - 3) ALL 1/2" IRS ARE CAPPED WITH YELLOW PLASTIC CAPS "RPLS 5034."
 - 4) Property owners are responsible for maintenance, repair and replacement of all retaining walls, the HOA and the owner are responsible for drainage and detention systems in easements.



FINAL PLAT
AIRPORT SOUTH ADDITION
LOT 1 AND 2, BLOCK A

6.92 ACRES 301,247 S.F.
DAVID HARR SURVEY, ABSTRACT NO. 102
CITY OF ROCKWALL, ROCKWALL COUNTY, TEXAS

OWNER:
MEALS ON WHEELS
SENIOR SERVICES
OF ROCKWALL
P.O. BOX 910
ROCKWALL, TEXAS 75087

OWNER:
CHRISTOPHER TOUOBOUN
1648 TROWBRIDGE CIR
ROCKWALL, TEXAS 75032

SHEET 1 OF 2

SYMBOL LEGEND	
⊙	TELEVISION
⊗	CABLE RISER
⊕	GAS
⊖	METER
⊙	ELEC. BOX
⊗	WATER
⊕	SUBSURFACE JUNCTION BOX
⊖	TEL.
⊗	FH
⊕	PHONE
⊖	HYDRANT
⊙	1/2" IRF
⊗	IRON ROD FOUND
⊕	1" CORNER
⊖	POLE
---	EASEMENT LINE
---	Property Lines

H.D. Fetty Land Surveyor, LLC
Firm Registration no. 101509-00
6770 FM 1565 ROYSE CITY, TX 75189 972-635-2255 PHONE tracy@hdfetty.com

SURVEY DATE NOVEMBER 29, 2022
SCALE 1" = 50' FILE# 20200471-FP
CLIENT ARUPA HOLDINGS, LLC

OWNER'S CERTIFICATE
(Public Dedication)

STATE OF TEXAS
COUNTY OF ROCKWALL

WHEREAS CHRISTOPHER TOUBOUN and MEALS ON WHEELS SENIOR SERVICES OF ROCKWALL COUNTY, BEING THE OWNER OF A TRACT OF land in the County of Rockwall, State of Texas, said tract being described as follows:

All that certain lot, tract or parcel of land situated in the DAVID HARR SURVEY, ABSTRACT NO. 102, City of Rockwall, Rockwall County, Texas, and being a part of Tract D-1 described in a deed to Jackie Ray Athey, as recorded in Volume 4875, Page 140 of the Official Public Records of Rockwall County, Texas, and being the same tract of land as described in a Warranty deed from Arupa Holdings, LLC to Christopher Touoboun, as recorded in Document no. 2022000025054 of the Official Public Records of Rockwall County, Texas and the same tract as described in a Warranty deed to Meals on Wheels Senior Services of Rockwall County, as recorded in Document no. 20210000014426 and Document no. 2021000008327 of the Official Public Records of Rockwall County, Texas, and being more particularly described as follows:

BEGINNING at a 1/2" iron rod found for corner at the intersection of the west boundary line of said Tract D-1, with the south line of Airport Road, said point also being in the east boundary of a tract of land as described in a Warranty deed to Rockwall Presbyterian Church, dated October 23, 2019 and being recorded in Document number 2019000018892 of the Official Public Records of Rockwall County, Texas;

THENCE N. 89 deg 46 min. 28 sec. E. along the south line of Airport Road, a distance of 383.27 feet to a 1/2" iron rod found for corner;

THENCE N. 88 deg. 12 min. 22 sec. E. a distance of 57.86 feet to a 1/2" iron rod found for corner;

THENCE S. 05 deg. 52 min. 46 sec. W. a distance of 665.72 feet to a 1/2" iron rod found for corner in the north right-of-way of the Union Pacific Railroad;

THENCE S. 89 deg. 20 min. 54 sec. W. along said railroad right-of-way, a distance of 403.86 feet to a 1/2" iron rod found for corner;

THENCE N. 00 deg. 13 min. 58 sec. E. along the west boundary line of said tract, a distance of 690.41 feet to the POINT OF BEGINNING and containing 301,247 square feet or 6.92 acres of land.

NOW, THEREFORE, KNOW ALL MEN BY THESE PRESENTS:

STATE OF TEXAS
COUNTY OF ROCKWALL

We the undersigned owners of the land shown on this plat, and designated herein as AIRPORT SOUTH ADDITION, LOT 1 AND 2, BLOCK A, an Addition to the City of Rockwall, Texas, and whose name is subscribed hereto, hereby dedicate to the use of the public forever all streets, alleys, parks, water courses, drains, easements and public places thereon shown on the purpose and consideration therein expressed. I further certify that all other parties who have a mortgage or lien interest in AIRPORT SOUTH ADDITION, LOT 1 AND 2, BLOCK A have been notified and signed this plat.

We understand and do hereby reserve the easement strips shown on this plat for the purposes stated and for the mutual use and accommodation of all utilities desiring to use or using same.

We also understand the following:

- No buildings shall be constructed or placed upon, over, or across the utility easements as described herein.
- Any public utility shall have the right to remove and keep removed all or part of any buildings, fences, trees, shrubs, or other growths or improvements which in any way endanger or interfere with construction, maintenance or efficiency of their respective system on any of these easement strips; and any public utility shall at all times have the right of ingress or egress to, from and upon the said easement strips for purpose of construction, reconstruction, inspecting, patrolling, maintenance, and either adding to or removing all or part of their respective system without the necessity of, at any time, procuring the permission of anyone.
- The City of Rockwall will not be responsible for any claims of any nature resulting from or occasioned by the establishment of grade of streets in the subdivision.
- The developer and subdivision engineer shall bear total responsibility for storm drain improvements.
- The developer shall be responsible for the necessary facilities to provide drainage patterns and drainage controls such that properties within the drainage area are not adversely affected by storm drainage from the development.
- No house dwelling unit, or other structure shall be constructed on any lot in this addition by the owner or any other person until the developer and/or owner has complied with all requirements of the Subdivision Regulations of the City of Rockwall regarding improvements with respect to the entire block on the street or streets on which property abuts, including the actual installation of streets with the required base and paving, curb and gutter, water and sewer, drainage structures, storm structures, storm sewers, and alleys, all according to the specifications of the City of Rockwall; or

Until an escrow deposit, sufficient to pay for the cost of such improvements, as determined by the city's engineer and/or city administrator, computed on a private commercial rate basis, has been made with the city secretary, accompanied by an agreement signed by the developer and/or owner, authorizing the city to make such improvements at prevailing private commercial rates, or have the same made by a contractor and pay for the same out of the escrow deposit, should the developer or owner fail or refuse to install the required improvements within the time stated in such written agreement, but in no case shall the City be obligated to make such improvements itself. Such deposit may be used by the owner and/or developer as progress payments as the work progresses in making such improvements by making certified requisitions to the city secretary, supported by evidence of work done; or

Until the developer and/or owner files a corporate surety bond with the city secretary in a sum equal to the cost of such improvements for the designated area, guaranteeing the installation thereof within the time stated in the bond, which time shall be fixed by the city council of the City of Rockwall.

We further acknowledge that the dedications and/or exaction's made herein are proportional to the impact of the subdivision upon the public services required in order that the development will comport with the present and future growth needs of the City; We, our successors and assigns hereby waive any claim, damage, or cause of action that We may have as a result of the dedication of exaction's made herein.

Christopher Touoboun

for Meals on Wheels Senior Services of Rockwall County

STATE OF TEXAS
COUNTY OF ROCKWALL

Before me, the undersigned authority, on this day personally appeared Christopher Touoboun known to me to be the person whose name is subscribed to the foregoing instrument, and acknowledged to me that he executed the same for the purpose and consideration therein stated.

Given upon my hand and seal of office this _____ day of _____, _____.

Notary Public in and for the State of Texas My Commission Expires: _____

STATE OF TEXAS
COUNTY OF ROCKWALL

Before me, the undersigned authority, on this day personally appeared _____ known to me to be the person whose name is subscribed to the foregoing instrument, and acknowledged to me that he executed the same for the purpose and consideration therein stated.

Given upon my hand and seal of office this _____ day of _____, _____.

Notary Public in and for the State of Texas My Commission Expires: _____

SURVEYOR'S CERTIFICATE

NOW, THEREFORE KNOW ALL MEN BY THESE PRESENTS:

THAT I, Harold D. Fetty, III, R.P.L.S. No. 5034, do hereby certify that I prepared this plat from an actual and accurate survey of the land, and that the corner monuments shown thereon were properly placed under my personal supervision.



Harold D. Fetty, III
Registered Professional Land Surveyor No. 5034

RECOMMENDED FOR FINAL APPROVAL

Planning and Zoning Commission _____ Date _____

APPROVED

I hereby certify that the above and foregoing plat of AIRPORT SOUTH ADDITION, LOT 1 AND 2, BLOCK A, an addition to the City of Rockwall, Texas, an addition to the City of Rockwall, Texas, was approved by the City Council of the City of Rockwall on the ____ day of _____, _____.

This approval shall be invalid unless the approved plat for such addition is recorded in the office of the County Clerk of Rockwall, County, Texas, within one hundred eighty (180) days from said date of final approval.

Said addition shall be subject to all the requirements of the Subdivision Regulations of the City of Rockwall.

WITNESS OUR HANDS, this _____ day of _____, _____.

Mayor, City of Rockwall _____ City Secretary City of Rockwall _____

City Engineer _____ Date _____

FINAL PLAT

AIRPORT SOUTH ADDITION
LOT 1 AND 2, BLOCK A

6.92 ACRES 301,247 S.F.

DAVID HARR SURVEY, ABSTRACT NO. 102
CITY OF ROCKWALL, ROCKWALL COUNTY, TEXAS

SHEET 2 OF 2

OWNER:
MEALS ON WHEELS
SENIOR SERVICES
OF ROCKWALL COUNTY
P.O. BOX 910
ROCKWALL, TEXAS 75087

OWNER:
CHRISTOPHER TOUBOUN
1648 TROWBRIDGE CIR
ROCKWALL, TEXAS 75032

SYMBOL LEGEND	
⊙	TV
⊕	GAS
⊖	TEL
⊗	FIL
⊘	FP
⊙	TELEVISION
⊕	GAS
⊖	TEL
⊗	FIL
⊘	FP
⊙	CABLE RISE
⊕	PHONE
⊖	POLE
⊗	HYDRANT
⊘	POLE
⊙	ELEC
⊕	BOX
⊖	WATER
⊗	METER
⊘	LP
⊙	1/2" BIT
⊕	IRON ROD FOUND
⊖	" CORNER "
⊗	SUBSURFACE
⊘	JUNCTION BOX
---	EASEMENT LINE
---	Property Line

NOTE: It shall be the policy of the City of Rockwall to withhold issuing building permits until all streets, water, sewer and storm drainage systems have been accepted by the City. The approval of a plat by the City does not constitute any representation, assurance or guarantee that any building within such plat shall be approved, authorized or permit therefore issued, as required under Ordinance 83-54.

H.D. Fetty Land Surveyor, LLC

Firm Registration no. 101509-00
6770 FM 1565 ROYSE CITY, TX 75189 972-635-2255 PHONE tracy@hdfetty.com

SURVEY DATE NOVEMBER 29, 2022
SCALE 1" = 50' FILE # 20200471-FP
CLIENT ARUPA HOLDINGS, LLC

CITY CASE P2023-



CITY OF ROCKWALL
CITY COUNCIL CASE MEMO

PLANNING AND ZONING DEPARTMENT
385 S. GOLIAD STREET • ROCKWALL, TX 75087
PHONE: (972) 771-7745 • EMAIL: PLANNING@ROCKWALL.COM

TO: Mayor and City Council
DATE: September 5, 2023
APPLICANT: Arlyn Samuelson; *Westwood Professional Services*
CASE NUMBER: P2023-028; *Replat for Lot 3, Block 1, Indalloy Addition*

SUMMARY

Consider a request by Arlyn Samuelson of Westwood Professional Services on behalf of Carolina Molina of Avaplast US, Inc. for the approval of a Replat for Lot 3, Block 1, Indalloy Addition being a 42.991-acre tract of land identified as Lot 2, Block 1, Indalloy Addition, City of Rockwall, Rockwall County, Texas, zoned Light Industrial (LI) District, addressed as 11480 Justin Road, and take any action necessary.

PLAT INFORMATION

- The applicant is requesting approval of a Replat on a 42.991-acre parcel of land (*i.e. Lot 2, Block 1, Indalloy Addition*) in order to establish one (1) non-residential lot (*i.e. Lot 3, Block 1, Indalloy Addition*). The purpose of the Replat is to abandon existing easements and dedicate new easements to facilitate the development of the expansion of an existing warehouse/manufacturing facility on the subject property.
- The west portion on the subject property was annexed into the City of Rockwall on February 6, 1961 [*i.e. Case No. A1960-001*] by *Ordinance No. 60-01*. At the time of annexation, the west portion of the subject property was zoned Agricultural (AG) District. According to the January 3, 1972 historic zoning map, at some point between the time of annexation and January 3, 1972 the west portion of the subject property was rezoned from Agricultural (AG) District to Light Industrial (LI) District. The remainder of the subject property was annexed into the City of Rockwall by *Ordinance No. 83-06* [*i.e. Case No. A1983-001*] on February 7, 1983. At the time of annexation, the remainder of the subject property was zoned Agricultural (AG) District. According to the May 16, 1983 historic zoning map, at some point between the time of annexation and May 16, 1983 the remainder of the subject property was rezoned from Agricultural (AG) District to Light Industrial (LI) District. On March 12, 2019, the Planning and Zoning Commission approved a site plan [*i.e. Case No. SP2019-004*] to allow the construction of a warehouse/manufacturing facility. On August 5, 2019, the City Council approved a replat [*i.e. Case No. P2019-028*] that established the subject property as Lot 2, Block 1, Indalloy Addition. On March 14, 2023, the Planning and Zoning Commission approved a site plan [*i.e. Case No. SP2023-009*] to allow the expansion of the existing warehouse/manufacturing facility on the subject property.
- The surveyor has completed the majority of the technical revisions requested by staff, and this Replat -- conforming to the requirements for plats as stipulated by the *Subdivision Ordinance in the Municipal Code of Ordinances* -- is recommended for conditional approval pending the completion of final technical modifications and submittal requirements.
- Conditional approval of this Replat by the City Council shall constitute approval subject to the conditions stipulated in the *Conditions of Approval* section below.
- With the exception of the items listed in the *Conditions of Approval* section of this case memo, this plat is in substantial compliance with the requirements of the *Subdivision Ordinance in the Municipal Code of Ordinances*.

CONDITIONS OF APPROVAL

If City Council chooses to approve of a Replat for Lot 3, Block 1, Indalloy Addition, staff would propose the following conditions of approval:

- (1) All technical comments from City Staff (*i.e. Engineering, Planning and Fire Department*) shall be addressed prior to submittal of civil engineering plans; and,
- (2) Any construction resulting from the approval of this Replat shall conform to the requirements set forth by the Unified Development Code (UDC), the International Building Code (IBC), the Rockwall Municipal Code of Ordinances, city adopted engineering and fire codes and with all other applicable regulatory requirements administered and/or enforced by the state and federal government.

PLANNING AND ZONING COMMISSION

On August 29, 2023, the Planning and Zoning Commission approved a motion to recommend approval of the Replat by a vote of 7-0.



DEVELOPMENT APPLICATION

City of Rockwall
Planning and Zoning Department
385 S. Goliad Street
Rockwall, Texas 75087

STAFF USE ONLY

PLANNING & ZONING CASE NO. _____

NOTE: THE APPLICATION IS NOT CONSIDERED ACCEPTED BY THE CITY UNTIL THE PLANNING DIRECTOR AND CITY ENGINEER HAVE SIGNED BELOW.

DIRECTOR OF PLANNING: _____

CITY ENGINEER: _____

PLEASE CHECK THE APPROPRIATE BOX BELOW TO INDICATE THE TYPE OF DEVELOPMENT REQUEST [SELECT ONLY ONE BOX]:

PLATTING APPLICATION FEES:

- MASTER PLAT (\$100.00 + \$15.00 ACRE) ¹
- PRELIMINARY PLAT (\$200.00 + \$15.00 ACRE) ¹
- FINAL PLAT (\$300.00 + \$20.00 ACRE) ¹
- x REPLAT (\$300.00 + \$20.00 ACRE) ¹
- AMENDING OR MINOR PLAT (\$150.00)
- PLAT REINSTATEMENT REQUEST (\$100.00)

SITE PLAN APPLICATION FEES:

- SITE PLAN (\$250.00 + \$20.00 ACRE) ¹
- AMENDED SITE PLAN/ELEVATIONS/LANDSCAPING PLAN (\$100.00)

ZONING APPLICATION FEES:

- ZONING CHANGE (\$200.00 + \$15.00 ACRE) ¹
- SPECIFIC USE PERMIT (\$200.00 + \$15.00 ACRE) ^{1 & 2}
- PD DEVELOPMENT PLANS (\$200.00 + \$15.00 ACRE) ¹

OTHER APPLICATION FEES:

- TREE REMOVAL (\$75.00)
- VARIANCE REQUEST/SPECIAL EXCEPTIONS (\$100.00) ²

NOTES:

¹: IN DETERMINING THE FEE, PLEASE USE THE EXACT ACREAGE WHEN MULTIPLYING BY THE PER ACRE AMOUNT. FOR REQUESTS ON LESS THAN ONE ACRE, ROUND UP TO ONE (1) ACRE.
²: A **\$1,000.00** FEE WILL BE ADDED TO THE APPLICATION FEE FOR ANY REQUEST THAT INVOLVES CONSTRUCTION WITHOUT OR NOT IN COMPLIANCE TO AN APPROVED BUILDING PERMIT.

PROPERTY INFORMATION [PLEASE PRINT]

ADDRESS 1480 Justin Road

SUBDIVISION Indalloy Addition

LOT 2 BLOCK 1

GENERAL LOCATION Approx. 700 feet south of E. Washington St. and 450 feet west of Airport Rd.

ZONING, SITE PLAN AND PLATTING INFORMATION [PLEASE PRINT]

CURRENT ZONING Light Industrial (LI)

CURRENT USE Unoccupied Industrial Building

PROPOSED ZONING No Change

PROPOSED USE Industrial Distribution Center

ACREAGE 42.991

LOTS [CURRENT] 1

LOTS [PROPOSED] 1

SITE PLANS AND PLATS: BY CHECKING THIS BOX YOU ACKNOWLEDGE THAT DUE TO THE PASSAGE OF HB3167 THE CITY NO LONGER HAS FLEXIBILITY WITH REGARD TO ITS APPROVAL PROCESS, AND FAILURE TO ADDRESS ANY OF STAFF'S COMMENTS BY THE DATE PROVIDED ON THE DEVELOPMENT CALENDAR WILL RESULT IN THE DENIAL OF YOUR CASE.

OWNER/APPLICANT/AGENT INFORMATION [PLEASE PRINT/CHECK THE PRIMARY CONTACT/ORIGINAL SIGNATURES ARE REQUIRED]

OWNER Alvaplast U.S., Inc.

APPLICANT Westwood Professional Services

CONTACT PERSON Carolina Molina

CONTACT PERSON Ariyn Samuelson

ADDRESS 1480 Justin Road

ADDRESS 2901 Dallas Parkway, Suite 400

CITY, STATE & ZIP Rockwall, Texas 75087

CITY, STATE & ZIP Plano, Texas 75093

PHONE 469-402-1232

PHONE 972-265-4860

E-MAIL cmolina@sprpackaging.com

E-MAIL asamuelson@westwoodps.com

NOTARY VERIFICATION [REQUIRED]

BEFORE ME, THE UNDERSIGNED AUTHORITY, ON THIS DAY PERSONALLY APPEARED Carolina Molina [OWNER] THE UNDERSIGNED, WHO STATED THE INFORMATION ON THIS APPLICATION TO BE TRUE AND CERTIFIED THE FOLLOWING:


"I HEREBY CERTIFY THAT I AM THE OWNER FOR THE PURPOSE OF THIS APPLICATION; ALL INFORMATION SUBMITTED HEREIN IS TRUE AND CORRECT; AND THE APPLICATION FEE OF \$ 1,159.82 TO COVER THE COST OF THIS APPLICATION, HAS BEEN PAID TO THE CITY OF ROCKWALL ON THIS THE 18 DAY OF 08, 2023 BY SIGNING THIS APPLICATION, I AGREE THAT THE CITY OF ROCKWALL (I.E. "CITY") IS AUTHORIZED AND PERMITTED TO PROVIDE INFORMATION CONTAINED WITHIN THIS APPLICATION TO THE PUBLIC. THE CITY IS ALSO AUTHORIZED AND PERMITTED TO REPRODUCE ANY COPYRIGHTED INFORMATION SUBMITTED IN CONJUNCTION WITH THIS APPLICATION, IF SUCH REPRODUCTION IS ASSOCIATED OR IN RESPONSE TO A REQUEST FOR PUBLIC INFORMATION."

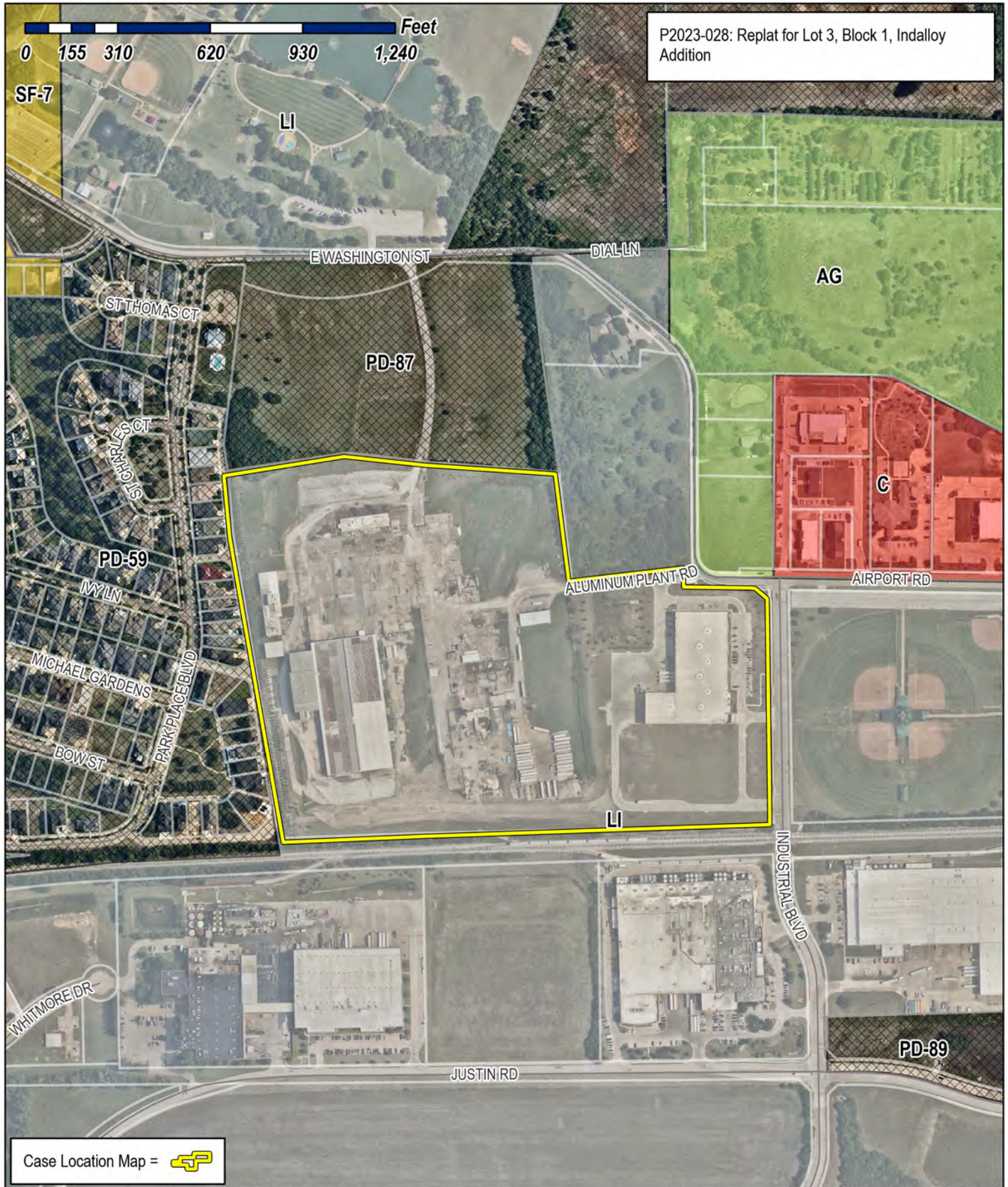
GIVEN UNDER MY HAND AND SEAL OF OFFICE ON THIS THE 18th DAY OF August, 2023

OWNER'S SIGNATURE


Carolina Molina
Vonda L Clements

NOTARY PUBLIC IN AND FOR THE STATE OF TEXAS





P2023-028: Replat for Lot 3, Block 1, Indalloy Addition

Case Location Map = 

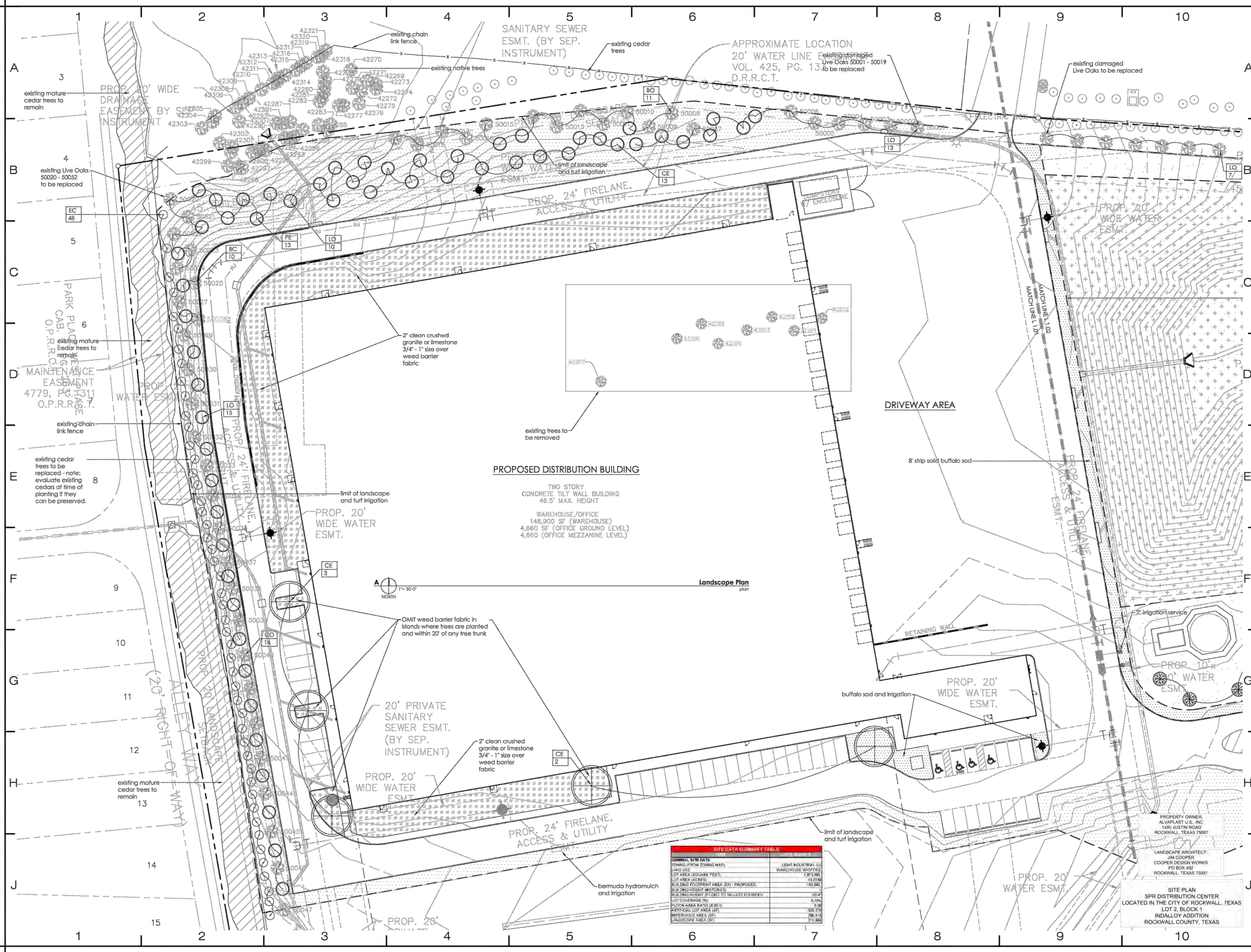


City of Rockwall

Planning & Zoning Department
 385 S. Goliad Street
 Rockwall, Texas 75087
 (P): (972) 771-7745
 (W): www.rockwall.com

The City of Rockwall GIS maps are continually under development and therefore subject to change without notice. While we endeavor to provide timely and accurate information, we make no guarantees. The City of Rockwall makes no warranty, express or implied, including warranties of merchantability and fitness for a particular purpose. Use of the information is the sole responsibility of the user.





PROPOSED DISTRIBUTION BUILDING
 TWO STORY
 CONCRETE TILT WALL BUILDING
 46.5' MAX. HEIGHT
 WAREHOUSE/OFFICE
 148,900 SF (WAREHOUSE)
 4,660 SF (OFFICE GROUND LEVEL)
 4,660 (OFFICE MEZZANINE LEVEL)

SITE DATA SUMMARY TABLE

GENERAL SITE DATA		LIGHT INDUSTRIAL (LI)
ZONING (FROM ZONING MAP)		WAREHOUSE/WOFFICE
LAND USE		1,874,885
LOT AREA (SQUARE FEET)		43,913.66
LOT AREA (ACRES)		1.0040
BUILDING FOOTPRINT AREA (SF) PROPOSED		155,560
BUILDING HEIGHT (FEET) TO TALLEST ELEMENT		50'-4"
LOT COVERAGE (%)		3.53%
FLOOR AREA RATIO (FAR)		0.06
ARTIFICIAL LOT AREA (SF)		300,276
IMPERVIOUS AREA (SF)		280,416
LANDSCAPE AREA (SF)		211,669

MJDII Architects, Inc.
 Architecture • Planning • Consulting
 16775 Addison Road, Suite 310
 Richardson, Texas 75081
 Tel: (972) 966-8602
 Fax: (972) 966-8601

Hill & Wilkinson
 GENERAL CONTRACTORS
 DESIGN BUILDER
 2708 TELECOM PARKWAY, SUITE 100
 RICHARDSON, TEXAS 75082
 214-291-6300

JQ
 STAGING THE BUILT ENVIRONMENT
 STRUCTURAL ENGINEERING
 180 GLASS STREET
 DALLAS, TEXAS 75207
 214-758-8088

Westwood
 PARKWAY COURT 1
 2901 DALLAS PARKWAY, SUITE 600
 PLANO, TEXAS 75093
 214-472-4500

COOPER DESIGN WORKS
 LANDSCAPE ARCHITECTURE • PLANNING • DESIGN
 PO BOX 492 ROCKWALL TEXAS 75087 P.O. #241851
 www.cooperdesignworks.com

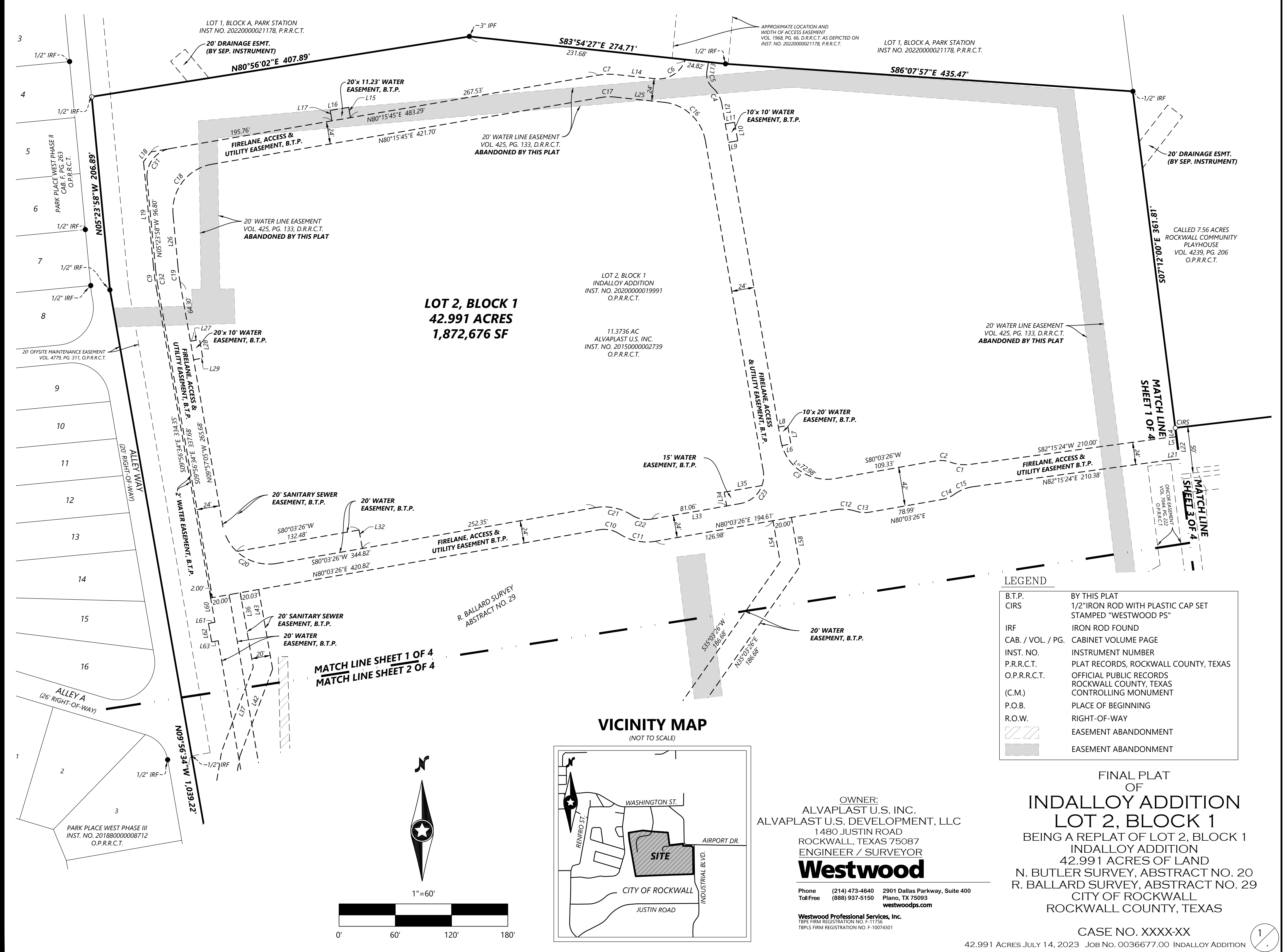
FILLAR ELECTRIC GROUP
 2708 TELECOM PARKWAY, SUITE 100
 RICHARDSON, TEXAS 75082
 409-677-4900

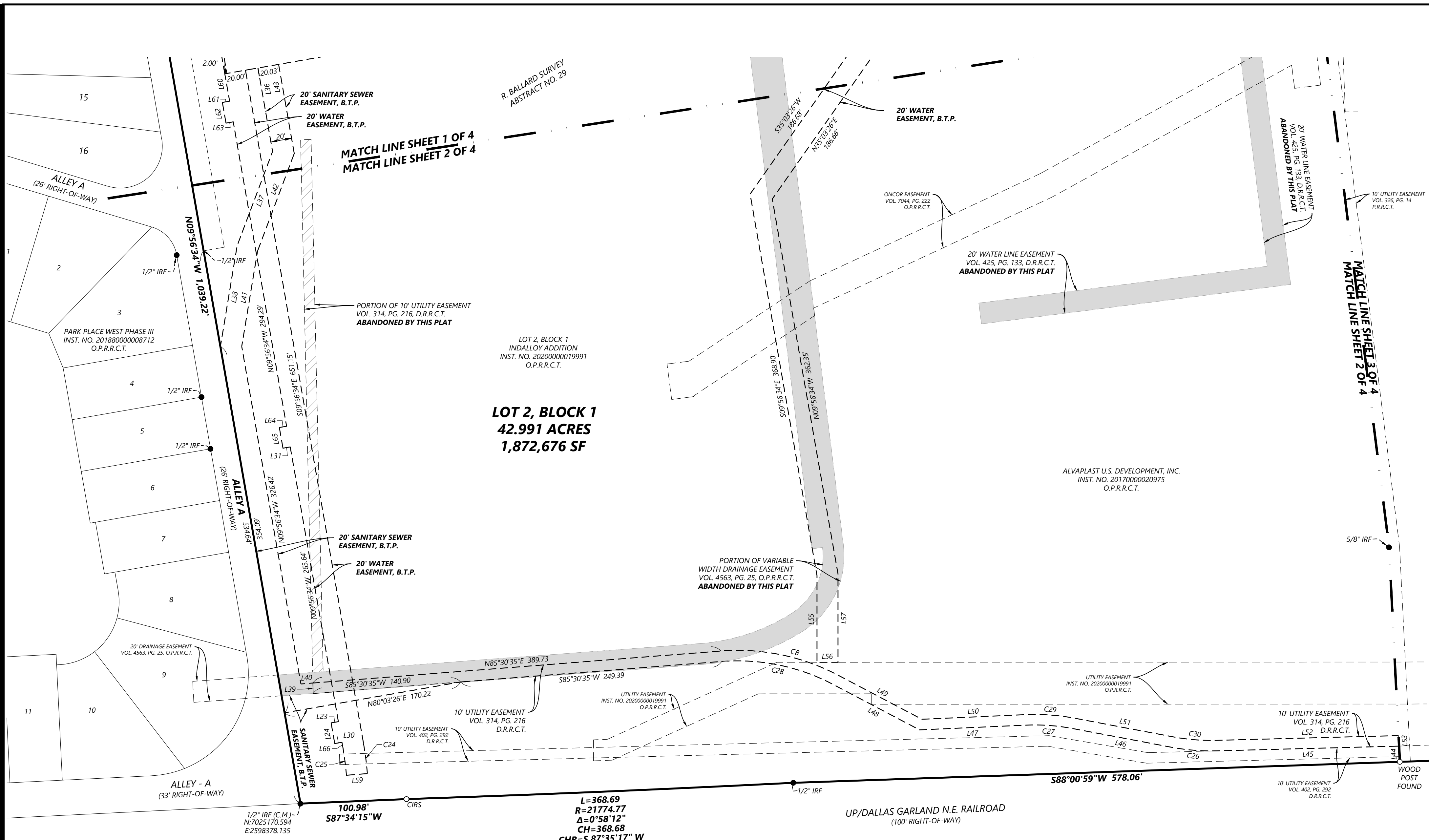
#	DESCRIPTION	DATE
1	City Comments And City Updates	17 Aug 2023

Seal:
 James A Cooper RLA 1287
 17 August 2023

SPR
 1480 JUSTIN ROAD
 ROCKWALL, TEXAS 75087
SPR DISTRIBUTION CENTER

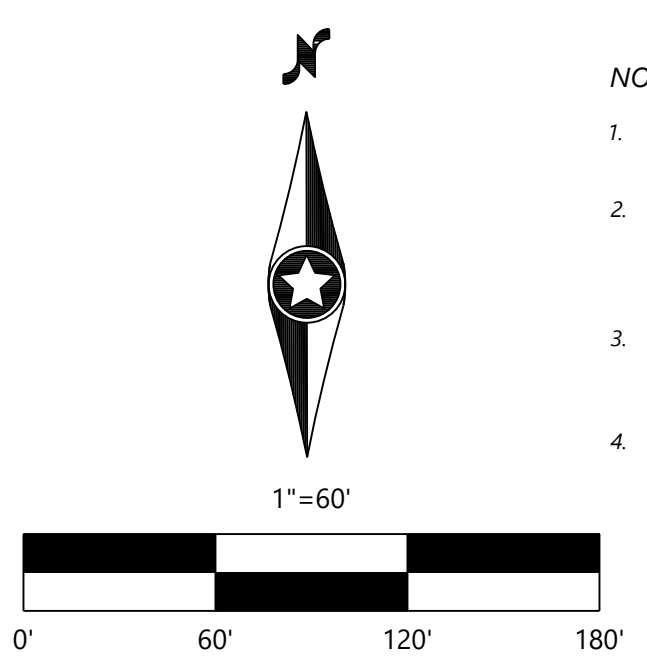
Drawn By: CDW
 Project Number: 22-0013-00
 Date: 24 APRIL 2023
 Issue: PERMIT/CONSTRUCTION
 Approved By: CDW
 Sheet Number:
L1.01
 Landscape Plan





LEGEND

B.T.P.	BY THIS PLAT
CIRS	1/2" IRON ROD WITH PLASTIC CAP SET STAMPED "WESTWOOD PS"
IRF	IRON ROD FOUND
CAB. / VOL. / PG.	CABINET VOLUME PAGE
INST. NO.	INSTRUMENT NUMBER
P.R.R.C.T.	PLAT RECORDS, ROCKWALL COUNTY, TEXAS
O.P.R.R.C.T.	OFFICIAL PUBLIC RECORDS ROCKWALL COUNTY, TEXAS CONTROLLING MONUMENT
(C.M.)	
P.O.B.	PLACE OF BEGINNING
R.O.W.	RIGHT-OF-WAY
	EASEMENT ABANDONMENT
	EASEMENT ABANDONMENT

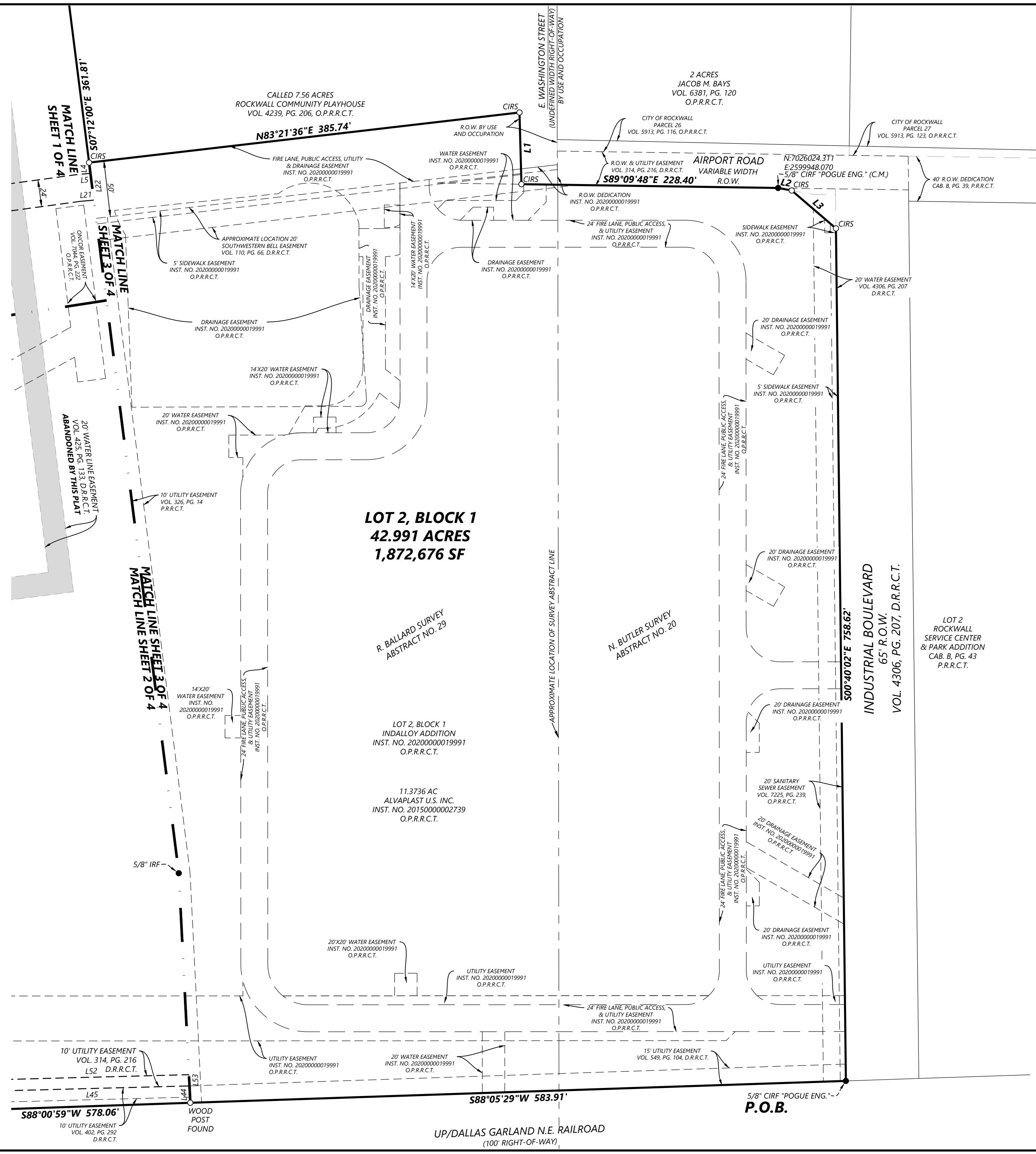


- NOTES:**
1. BASIS OF BEARING: TEXAS STATE PLANE COORDINATE SYSTEM, NORTH CENTRAL ZONE 4202, NORTH AMERICAN DATUM OF 1983. ADJUSTMENT REALIZATION 2011, NAVD 1988.
 2. ACCORDING TO FLOOD INSURANCE RATE MAP (FIRM) MAP NO. 48397C0040L DATED 09/26/2008 PREPARED BY FEDERAL EMERGENCY MANAGEMENT AGENCY (FEMA) FOR DENTON COUNTY, TEXAS, A PORTION OF THIS PROPERTY IS IN ZONE A AND ZONE X AS AMENDED BY LOMR UNDER CASE NO. 21-06-1013P, WITH AN EFFECTIVE DATE OF 02/07/2022.
 3. SELLING A PORTION OF THIS ADDITION BY METES AND BOUNDS IS A VIOLATION OF CITY ORDINANCE AND STATE LAW AND IS SUBJECT TO FINES AND WITHHOLDING OF UTILITY AND BUILDING PERMITS.
 4. IT SHALL BE THE POLICY OF THE CITY OF ROCKWALL TO WITHHOLD ISSUING BUILDING PERMITS UNTIL ALL STREETS, WATER, SEWER AND STORM DRAINAGE SYSTEMS HAVE BEEN ACCEPTED BY THE CITY. THE APPROVAL OF A PLAT BY THE CITY DOES NOT CONSTITUTE ANY REPRESENTATION, ASSURANCE OR GUARANTEE THAT ANY BUILDING WITHIN SUCH PLAT SHALL BE APPROVED, AUTHORIZED OR PERMIT THEREFORE ISSUED, NOR SHALL SUCH APPROVAL CONSTITUTE ANY REPRESENTATION, ASSURANCE OR GUARANTEE BY THE CITY OF THE ADEQUACY AND AVAILABILITY FOR WATER FOR PERSONAL USE AND FIRE PROTECTION WITHIN SUCH PLAT, AS REQUIRED UNDER ORDINANCE 83-54.

OWNER:
 ALVAPLAST U.S. INC.
 ALVAPLAST U.S. DEVELOPMENT, LLC
 1480 JUSTIN ROAD
 ROCKWALL, TEXAS 75087
ENGINEER / SURVEYOR
Westwood
 Phone (214) 473-4640 2901 Dallas Parkway, Suite 400
 Toll Free (888) 937-5150 Plano, TX 75093
 westwoodps.com
 Westwood Professional Services, Inc.
 TSPS FIRM REGISTRATION NO. F-11756
 TBPLS FIRM REGISTRATION NO. F-10074301

FINAL PLAT
 OF
INDALLOY ADDITION
LOT 2, BLOCK 1
 BEING A REPLAT OF LOT 2, BLOCK 1
 INDALLOY ADDITION
 42.991 ACRES OF LAND
 N. BUTLER SURVEY, ABSTRACT NO. 20
 R. BALLARD SURVEY, ABSTRACT NO. 29
 CITY OF ROCKWALL
 ROCKWALL COUNTY, TEXAS

CASE NO. XXXX-XX
 42.991 ACRES JULY 14, 2023 JOB No. 0036677.00 INDALLOY ADDITION




Line Table		
Line #	Length	Direction
L1	63.84	S01°33'33"E
L2	12.43	S79°29'46"E
L3	51.84	S49°24'24"E
L4	9.64	S07°12'00"E
L5	11.47	S84°47'18"W
L6	9.69	N80°03'26"E
L7	20.00	N09°56'34"W
L8	10.00	S80°03'26"W
L9	10.00	N80°03'26"E
L10	20.00	N09°56'34"W
L11	10.01	N80°03'26"E
L12	21.62	N09°56'34"W
L13	9.37	N10°04'14"E
L14	41.73	N83°55'16"W
L15	11.23	S09°44'15"E
L16	20.00	S80°15'45"W
L17	11.23	S09°44'15"E
L18	13.22	S37°25'53"W
L19	112.11	S05°23'58"E
L20	11.24	N84°47'18"E
L21	24.01	N07°12'00"W
L22	7.00	N80°25'20"E
L23	20.00	N09°56'34"W
L24	53.45	N83°55'16"W
L25	56.01	S05°23'58"E
L26	10.00	N80°03'26"E
L27	20.00	S09°56'34"E
L28	10.00	S80°03'26"W
L29	7.00	S80°03'26"W
L30	7.00	S80°03'26"W
L31	7.00	S80°03'26"W
L32	20.00	N09°56'34"W
L33	95.98	S80°03'26"W
L34	15.00	N09°56'34"W
L35	40.90	N80°03'26"E
L36	80.70	S09°56'34"E
L37	95.89	S20°36'16"W
L38	97.38	S09°25'46"W
L39	10.02	S01°17'55"E
L40	11.47	S85°30'35"W
L41	91.87	N09°25'46"E
L42	99.40	N20°36'16"E
L43	86.16	N09°56'34"W
L44	14.98	N02°53'25"W
L45	173.70	S88°30'36"W
L46	95.32	N79°16'25"W
L47	101.09	S87°27'35"W
L48	93.05	N62°15'25"W
L49	90.34	S62°15'25"E
L50	98.38	N87°27'35"E
L51	95.32	S79°16'25"E
L52	173.46	N88°30'10"E
L53	10.03	S02°53'25"E
L54	44.72	N09°56'34"W
L55	82.52	S00°01'40"E
L56	20.00	N89°58'20"E
L57	84.26	N00°01'40"W
L58	53.00	N09°56'34"W
L59	20.00	S85°21'44"W
L60	26.44	N09°56'34"W
L61	7.00	N80°03'26"E
L62	20.00	N09°56'34"W
L63	7.00	S80°03'26"W
L64	7.00	N80°03'26"E
L65	20.00	N09°56'34"W
L66	4.78	N09°56'34"W

Curve Table					
Curve #	Length	Radius	Delta	Chord Bearing	Chord Length
C1	21.83	45.00	027°47'43"	N 83°50'43" W	21.62
C2	15.71	30.00	029°59'41"	N 84°56'42" W	15.53
C3	78.54	50.00	089°59'59"	N 54°56'33" W	70.71
C4	19.94	30.00	038°05'02"	N 28°59'05" W	19.58
C5	20.28	20.00	058°05'50"	N 18°58'41" W	19.42
C6	40.82	30.00	077°57'08"	S 57°06'10" W	37.74
C7	20.43	74.00	015°48'58"	S 88°10'14" W	20.36
C8	115.33	205.00	032°14'00"	S 78°22'25" E	113.81
C9	24.58	310.00	004°32'36"	S 7°40'16" E	24.58
C10	22.46	30.00	042°53'43"	S 78°29'43" E	21.94
C11	40.43	54.00	042°53'43"	S 78°29'43" E	39.49
C12	22.06	45.00	028°05'18"	S 85°53'55" E	21.84
C13	14.71	30.00	028°05'05"	S 85°53'49" E	14.56
C14	13.73	30.00	026°13'31"	N 66°56'40" E	13.61
C15	22.32	45.00	028°25'29"	N 68°02'40" E	22.10
C16	64.56	50.00	073°58'39"	N 46°55'55" W	60.17
C17	13.80	50.00	015°48'58"	S 88°10'14" W	13.76
C18	74.75	50.00	085°39'43"	S 37°25'53" W	67.98
C19	15.86	200.00	004°32'36"	S 7°40'16" E	15.86
C20	67.45	50.00	077°17'27"	S 61°17'50" E	62.45
C21	40.43	54.00	042°53'43"	S 78°29'43" E	39.49
C22	22.46	30.00	042°53'43"	S 78°29'43" E	21.94
C23	47.12	30.00	090°00'00"	N 35°03'26" E	42.43
C24	28.70	310.00	005°18'19"	S 7°17'25" E	28.69
C25	26.85	290.00	005°18'19"	N 7°17'25" W	26.84
C26	43.74	205.00	012°13'25"	N 85°23'08" W	43.65
C27	45.15	195.00	013°16'00"	N 85°54'25" W	45.05
C28	109.70	195.00	032°14'00"	N 78°22'25" W	108.26
C29	47.47	205.00	013°16'00"	S 85°54'25" E	47.36
C30	41.60	195.00	012°13'25"	S 85°23'08" E	41.52
C31	44.85	30.00	085°39'43"	S 37°25'53" W	40.79
C32	17.76	224.00	004°32'36"	S 7°40'16" E	17.76



1"=60'



OWNER:
 ALVAPLAST U.S. INC.
 ALVAPLAST U.S. DEVELOPMENT, LLC
 1480 JUSTIN ROAD
 ROCKWALL, TEXAS 75087
 ENGINEER / SURVEYOR

Westwood

Phone (214) 473-4640 2901 Dallas Parkway, Suite 400
 Toll Free (888) 937-5150 Plano, TX 75093
 westwoodps.com

Westwood Professional Services, Inc.
 TBPE FIRM REGISTRATION NO. F-11756
 TBPLS FIRM REGISTRATION NO. F-10074301

FINAL PLAT
 OF
INDALLOY ADDITION
LOT 2, BLOCK 1
 BEING A REPLAT OF LOT 2, BLOCK 1
 INDALLOY ADDITION
 42.991 ACRES OF LAND
 N. BUTLER SURVEY, ABSTRACT NO. 20
 R. BALLARD SURVEY, ABSTRACT NO. 29A
 CITY OF ROCKWALL
 ROCKWALL COUNTY, TEXAS

CASE NO. XXXX-XX

42.991 ACRES JULY 14, 2023 JOB No. 0036677.00 INDALLOY ADDITION

OWNERS CERTIFICATE AND DEDICATION

STATE OF TEXAS §
COUNTY OF ROCKWALL §

WHEREAS Alvaplast U.S. Development, LLC and Alvaplast U.S. Inc. are the sole owners of a 42.991 acre tract of land situated in the R. Ballard Survey, Abstract No. 29A and the N. Butler Survey, Abstract No. 20, City of Rockwall, Rockwall County, Texas, and being all of Lot 2, Block 1, Indalloy Addition, an addition to the City of Rockwall, Rockwall County, Texas, according to the plat thereof recorded in Instrument Number 2020000019991, of the Plat Records, Rockwall County, Texas and being all of a tract of land described in Tracts 1 and 2 conveyed to Alvaplast U.S. Development, LLC by deed of record in Instrument No. 2017000020975 of the Official Public Records of Rockwall County, Texas, and being all of a 11.3736 acre tract of land conveyed to Alvaplast U.S. Inc., by deed of record in Instrument Number 2015000002739, of said Official Public Records; said 42.991 acre tract being more particularly described as follows:

BEGINNING at a 5/8" iron rod with a yellow plastic cap stamped "POGUE ENG." found at the intersection of the west right-of-way line of Industrial Boulevard, a 65-foot right-of-way and the north right-of-way line of UP/Dallas Garland N.E. Railroad, a 100-foot railroad right-of-way; said point being at the southeast corner of said Lot 2, Block 1;

THENCE along the said north line of the UP/Dallas Garland N.E. Railroad and the south line of said Lot 2, Block 1, the following courses and distances:

South 88 degrees 05 minutes 29 seconds West, a distance of 583.91 feet to a wood post found at an angle point;
South 88 degrees 00 minutes 59 seconds West, a distance of 578.06 feet to a 1/2" iron rod found at the beginning of a non-tangent curve to the right;

Along said non-tangent curve to the right having a central angle of 00 degrees 58 minutes 12 seconds, a radius of 21,774.77 feet, and an arc length of 368.69 feet (chord bears South 87 degrees 35 minutes 17 seconds West, 368.68 feet) to a 1/2" iron rod with a yellow plastic cap stamped "WESTWOOD PS" set at the end of said curve;

South 87 degrees 34 minutes 15 seconds West, a distance of 100.98 feet to a 1/2" iron rod found at the southwest corner of said Lot 2, Block 1, and being the southeast corner of Alley A, a variable width alley right-of-way;

THENCE departing the said north line of the UP/Dallas Garland N.E. Railroad and the south line of Lot 2, Block 1, along the easterly line of said Alley A and the westerly line of said Lot 2, Block 1, the following courses and distances;

North 09 degrees 56 minutes 34 seconds West, at a distance of 534.64 feet passing a 1/2" iron rod found for reference, continuing in all a total distance of 1,039.22 feet to a 1/2" iron rod found at an angle point;

North 05 degrees 23 minutes 58 seconds West, a distance of 206.89 feet to a 1/2" iron rod found at the southwest corner of Lot 1, Block A, Park Station, an addition to the City of Rockwall, Rockwall County, Texas, according to the plat thereof recorded in Instrument Number 2022000021178, of said Plat Records, and being at the northwest corner of said Lot 2, Block 1;

THENCE departing the said easterly line of said Alley A and the westerly line of said Lot 2, Block 1, along the common line between said Lot 1, Block A and said Lot 2, Block 1, the following courses and distances:

North 80 degrees 56 minutes 02 seconds East, a distance of 407.89 feet to a 3" (pinched) fence corner post at an angle point;
South 83 degrees 54 minutes 27 seconds East, a distance of 274.71 feet to a 1/2" iron rod found at an angle point;

South 86 degrees 07 minutes 57 seconds East, a distance of 435.47 feet to a 1/2" iron rod found for corner in the west line of a called 7.56 acre tract of land conveyed to Rockwall Community Playhouse, by deed of record in Volume 4239, Page 206, of said Official Public Records; said point being at the southeast corner of said Lot 1, Block A, and being at a northeast corner of said Lot 2, Block 1;

THENCE South 07 degrees 12 minutes 00 seconds East, departing the said common line between said Lot 1, Block A and Lot 2, Block 1, along the common line between said Lot 2, Block 1 and said Rockwall Community Playhouse tract, a distance of 361.81 feet to a 1/2" iron rod with a yellow plastic cap stamped "WESTWOOD PS" set at a re-entrant corner of said Lot 2, Block 1 and the southwest corner of said Rockwall Community Playhouse tract;

THENCE North 83 degrees 21 minutes 36 seconds East, continuing along the said common line between Lot 2, Block 1 and the Rockwall Community Playhouse tract, a distance of 385.74 feet to a 1/2" iron rod with a yellow plastic cap stamped "WESTWOOD PS" set at a northeast corner of said Lot 2, Block 1;

THENCE South 01 degrees 33 minutes 33 seconds East, departing the said common line between Lot 2, Block 1 and Rockwall Community Playhouse tract, along an east line of said Lot 2, Block 1, a distance of 63.84 feet to a 1/2" iron rod with a yellow plastic cap stamped "WESTWOOD PS" set at a re-entrant corner of said Lot 2, Block 1; said point being in the south line of Airport Road, a variable width right-of-way;

THENCE South 89 degrees 09 minutes 48 seconds East, departing the said east line of Lot 2, Block 1, along the said south line of Airport Road and a north line of said Lot 2, Block 1, a distance of 228.40 feet to a 5/8" iron rod with a yellow plastic camp stamped "POGUE ENG." found at an angle point;

THENCE South 79 degrees 29 minutes 46 seconds East, continuing along the said south line of Airport Road and said north line of Lot 2, Block 1, a distance of 12.43 feet to a 1/2" iron rod with a yellow plastic cap stamped "WESTWOOD PS" set for corner at the west end of a right-of-way corner clip at the intersection of the said south line of Airport Road and the said west line of Industrial Boulevard; said point being at a northeast corner of said Lot 2, Block 1;

THENCE South 49 degrees 24 minutes 24 seconds East, departing the said south line of Airport Road and the said north line Lot 2, Block 1, along said right-of-way corner clip, a distance of 51.84 feet to a 1/2" iron rod with a yellow plastic cap stamped "WESTWOOD PS" set for corner in the said west line of Industrial Boulevard, at the south end of said corner clip; said point being at a northeast corner of said Lot 2, Block 1;

THENCE South 00 degrees 40 minutes 02 seconds East, departing the said right-of-way corner clip, along the said west line of Industrial Boulevard and an east line of said Lot 2, Block 1, a distance of 758.62 feet to the POINT-OF-BEGINNING, containing 1,872,676 square feet or 42.991 acres of land.

NOW, THEREFORE, KNOW ALL MEN BY THESE PRESENTS:

STATE OF TEXAS
COUNTY OF ROCKWALL

I (we) the undersigned owner(s) of the land shown on this plat, and designated herein as Lot 2, Block 1, Indalloy Addition to the City of Rockwall, Texas, and whose name is subscribed hereto, hereby dedicate to the use of the public forever all streets, alleys, parks, watercourses, drains, easements and public places thereon shown on the purpose and consideration therein. I (we) further certify that all other parties who have a mortgage or lien interest in the subdivision have been notified and signed this plat.

I (we) understand and do hereby reserve the easement strips shown on this plat for the purposes stated and for the mutual use and accommodation of all utilities desiring to use or using same. I (we) also understand the following:

- 1. No buildings shall be constructed or placed upon, over, or across the utility easements as described herein.
2. Any public utility shall have the right to remove and keep removed all or part of any buildings, fences, trees, shrubs, or other growths or improvements which in any way endanger or interfere with construction, maintenance or efficiency of their respective system on any of these easement strips; and any public utility shall at all times have the right of ingress or egress to, from and upon the said easement strips for purpose of construction, reconstruction, inspecting, patrolling, maintaining, and either adding to or removing all or part of their respective system without the necessity of, at anytime, procuring the permission of anyone.
3. The City of Rockwall will not be responsible for any claims of any nature resulting from or occasioned by the establishment of grade of streets in the subdivision.
4. The developer and subdivision engineer shall bear total responsibility for storm drain improvements.
5. The developer shall be responsible for the necessary facilities to provide drainage patterns and drainage controls such that properties within the drainage area are not adversely affected by storm drainage from the development.
6. No house dwelling unit, or other structure shall be constructed on any lot in this addition by the owner or any other person until the developer and/or owner has complied with all requirements of the Subdivision Regulations of the City of Rockwall regarding improvements with respect to the entire block on the street or streets on which property abuts, including the actual installation of streets with the required base and paving, curb and gutter, water and sewer, drainage structures, storm structures, storm sewers, and alleys, all according to the specifications of the City of Rockwall; or Until an escrow deposit, sufficient to pay for the cost of such improvements, as determined by the city's engineer and/or city administrator, computed on a private commercial rate basis, has been made with the city secretary, accompanied by an agreement signed by the developer and/or owner, authorizing the city to make such improvements at prevailing private commercial rates, or have the same made by a contractor and pay for the same out of the escrow deposit, should the developer and/or owner fail or refuse to install the required improvements within the time stated in such written agreement, but in no case shall the City be obligated to make such improvements itself. Such deposit may be used by the owner and/or developer as progress payments as the work progresses in making such improvements by making certified requisitions to the city secretary, supported by evidence of work done, or until the developer and/or owner files a corporate surety bond with the city secretary in a sum equal to the cost of such improvements for the designated area, guaranteeing the installation thereof within the time stated in the bond, which time shall be fixed by the city council of the City of Rockwall.
7. Property owner shall be responsible for all maintenance, repair, and reconstruction of all systems in drainage and detention easements.

I (we) further acknowledge that the dedications and/or exaction's made herein are proportional to the impact of the Subdivision upon the public services required in order that the development will comport with the present and future growth needs of the City; I (we), my (our) successors and assigns hereby waive any claim, damage, or cause of action that I (we) may have as a result of the dedication of exactions made herein.

Alvaplast U.S. Inc.
Alvaplast U.S. Development, LLC

NAME:
TITLE:

STATE OF TEXAS
COUNTY OF ROCKWALL

Before me, the undersigned authority, on this day personally appeared _____, known to me to be the person whose name is subscribed to the foregoing instrument, and acknowledged to me that he executed the same for the purpose and consideration therein stated.

Given upon my hand and seal of office this ___ day of _____, 2023.

Notary Public in and for the State of Texas
My Commission Expires:

SURVEYOR'S CERTIFICATE

KNOW ALL MEN BY THESE PRESENTS:

That I, Jason B. Armstrong, do hereby certify that I prepared this plat and the field notes made a part thereof from an actual and accurate survey of the land and that the corner monuments shown thereon were properly placed under my personal supervision, in accordance with the Subdivision Ordinance of the City of Rockwall, Texas.

Dated this the ___ day of _____, 2023.

Jason B. Armstrong
Registered Professional Land Surveyor
No. 5557

STATE OF TEXAS §
COUNTY OF COLLIN §

BEFORE ME, the undersigned, a Notary Public in and for the State of Texas, on this day personally appeared Jason B. Armstrong, known to me to be the person and officer whose name is subscribed to the foregoing instrument, and acknowledged to me that he executed the same for the purposes and consideration therein expressed and in the capacity therein stated.

GIVEN UNDER MY HAND AND SEAL OF OFFICE this the ___ day of _____, 2023.

Notary Public in and for the State of Texas

RECOMMENDED FOR FINAL APPROVAL

PLANNING AND ZONING COMMISSION

PLANNING & ZONING

Approved

I hereby certify that the above and foregoing plat of an Addition to the City of Rockwall, Texas, was approved by the City Council of the City of Rockwall on the ___ day of _____, 20__.

This approval shall be invalid unless the approved plat for such addition is recorded in the office of the County Clerk of Rockwall County, Texas, within one hundred eighty (180) days from said date of final approval.

Witness our hands, this _____, day of _____, 2023.

Mayor, City of Rockwall

City Secretary

City Engineer

OWNER:
ALVAPLAST U.S. INC.
ALVAPLAST U.S. DEVELOPMENT, LLC
1480 JUSTIN ROAD
ROCKWALL, TEXAS 75087
ENGINEER / SURVEYOR

Westwood

Phone (214) 473-4640 2901 Dallas Parkway, Suite 400
Toll Free (888) 937-5150 Plano, TX 75093
westwoodps.com

Westwood Professional Services, Inc.
TSPE FIRM REGISTRATION NO. F-11756
TBPLS FIRM REGISTRATION NO. F-10074301

FINAL PLAT
OF
INDALLOY ADDITION
LOT 2, BLOCK 1
BEING A REPLAT OF LOT 2, BLOCK 1
INDALLOY ADDITION
42.991 ACRES OF LAND
N. BUTLER SURVEY, ABSTRACT NO. 20
R. BALLARD SURVEY, ABSTRACT NO. 29A
CITY OF ROCKWALL
ROCKWALL COUNTY, TEXAS

CASE NO. XXXX-XX

42.991 ACRES JULY 14, 2023 JOB No. 0036677.00 INDALLOY ADDITION

Closure Sheet
LOT 2, BLOCK 1 INDALLOY ADDITION

SEGMENT LINE
South 88°05'29" West 583.91'

SEGMENT LINE
South 88°00'59" West 578.06'

SEGMENT CURVE
DIRECTION South 87°35'17" West 368.68'
ARC LENGTH 368.69'
RADIUS 21,774.77'
CENTRAL ANGLE 00°58'12"

SEGMENT LINE
South 87°34'15" West 100.98'

SEGMENT LINE
North 09°56'34" West 1,039.22'

SEGMENT LINE
North 05°23'58" West 206.89'

SEGMENT LINE
North 80°56'02" East 407.89'

SEGMENT LINE
South 83°54'27" East 274.71'

SEGMENT LINE
South 86°07'57" East 435.47'

SEGMENT LINE
South 07°12'00" East 361.81'

SEGMENT LINE
North 83°21'36" East 385.74'

SEGMENT LINE
South 01°33'33" East 63.84'

SEGMENT LINE
South 89°09'48" East 228.40'

SEGMENT LINE
South 79°29'46" East 12.43'

SEGMENT LINE

South 49°24'24" East 51.84'

SEGMENT LINE

South 00°40'02" East 758.62'

Containing 1,872,676 square feet or 42.991 acres, more or less.

PRECISION: 1:585,848,542,659

PERIMETER: 5,858.4854'

ERROR OF CLOSURE: 0.0000'



TO: Mayor and City Council Members
FROM: Kristy Teague
DATE: September 5, 2023
SUBJECT: Fiscal Year 2024 Ad Valorem Taxes and Proposed Budget

The Council held the budget work session on August 23 and reviewed the Proposed FY2024 Budget in detail. The Proposed budget responds to the needs of a growing community, the continuing difficulty recruiting hard to fill positions, and the need to provide more space for Police and Fire personnel. The proposed budget reflects the price escalation of materials and equipment along with the difficulty in getting them. The City's sales tax revenue has been up 5.3% from the prior fiscal year to FY2023 levels and while we certainly hope the trend continues we are projecting flat growth to be conservative especially in light of the I-30 construction project progressing into our retail corridor.

There are five new positions funded in the proposed budget including two sworn and one civilian position in the Police department and two Harbor/Downtown maintenance positions. There are several replacement vehicles included in the proposed budget as well as an 8.4% increase in our street maintenance repairs to extend the life of our streets. We will also be updating our Impact fees study.

The Proposed budget reflects tax revenues that assume adoption of the proposed rate that is 2.22 cents less than the current tax rate and equal to the No New Revenue Tax Rate. The proposed rate is 27.0245 cents per hundred dollars of assessed value. This is the lowest tax rate that we can find in our history. With the average taxable value of a single-family homestead at \$392,425 this will equate to a \$1 decrease for homeowners when compared to last year's average homestead and rate.

Prior to adoption of the budget, the Charter requires a public hearing. The budget is based on a rate equal to the No New Revenue Tax rate so additional public hearings are not required although the tax rate itself is certainly a subject that may be discussed during this Public Hearing.

The Council will need to vote to advertise the adoption of the proposed 27.0245 cent tax rate to be held at the September 18 meeting.

ATTACHMENTS:

1. Proposed Budget FY2024



August 11, 2023

Mayor Trace Johannesen
Members of the Rockwall City Council
City of Rockwall, Texas

Mayor Johannesen and Councilmembers:

The following pages outline the Proposed Budget for the City of Rockwall for the upcoming fiscal year, October 1, 2023 to September 30, 2024. The budget includes the revenues and expenses the City anticipates over the next year, and has been prepared in conformity with the City Charter requirements and our conservative approach to preparing the annual operating budget.

As always, the City aims to provide exceptional services and the resources to accommodate the rapid growth of our community, while also maintaining a low tax rate relative to our surrounding communities. City staff has compiled this budget in accordance with fiscally conservative principles, while keenly aware of the needs of our growing City.

The local economy has been strong with significant growth in non-construction related revenues. Sales tax revenue is running well ahead of projections made this time last year. The City's financial condition is strong and continuing to further improve. The sales tax revenue is the highest in the City's history, exceeding our budget projections by 5.17% fiscal year-to-date. As stated before, this growth is due in part to changes in the way online purchases are taxed and distributed to the taxing entities as well as growth in all sectors of the economy in this city, region, and state. We remain a regional shopping destination and our residents continue to support our local merchants. In comparing to other cities, we find our per-capita sales tax revenue well ahead of others similarly situated cities in the Metroplex. We cannot begin to assume that we will continue to see such strong growth as we go into the prolonged I-30 construction work.

The City's strong financial position going into FY2024 allows staff to continue to provide residents and businesses with outstanding public safety and top-notch parks amenities while focusing on the continual updating of our facilities and street maintenance needs.

Adopted Tax Rate

This budget proposes a tax rate of 27.0245 cents per hundred dollars of assessed value. This is a decrease of 2.22 cents from the previous fiscal year. The decreased tax rate represents the City's efforts to maintain a low tax rate, while maximizing the benefits provided to residents and businesses within the City. Of this tax rate, approximately 59% will be dedicated to operations and maintenance in the General Fund, and 41% will be allocated to debt service.

State legislatures, a few years ago, added new terminology and modifications to the process for tax rate calculations. The No New Revenue Rate ("NNR") is the rate that keeps tax revenues from existing properties the same as the preceding year. The estimated NNR rate for the upcoming fiscal year is 29.2678 cents per hundred dollars of assessed value. The Voter Approved Tax Rate ("VATR") allows for a 3.5% increase in tax revenue as the highest rate a council can impose without prior approval by voters. However, cities may add any portion of the unused VATR for a fiscal year to the VATR of the following year. This privilege extends for up to three years but has not been something we have chosen to pursue.

The average taxable value for a single-family homestead is \$392,425. This is an increase of 8.2% from the previous year's average of \$362,742. With a property tax rate of 27.0245 cents, the municipal tax paid on the average single-family home will be \$1,061. This is a decrease of \$1 from the previous year's average tax bill to property owners.

Proposed General Fund Expenditures

The General Fund accounts for any expenditures related to traditional government services, such as Administration, Public Safety, Parks and Recreation, Engineering, and Municipal Court. Revenues supporting the General Fund are generated from sources such as sales tax, franchise fees, building permit fees, ad valorem property taxes, and Court fines.

General fund revenues for this fiscal year total \$52,018,750, an increase of 5.825% from the prior budget. The sales tax rate remains at 8.25%, the maximum allowed by state law. Of that amount, 1.5% is allocated to the City's general fund and 0.5% to the economic development corporation. With this rate, the City is projected to generate \$27,050,000 in sales tax revenue for the general fund, which is the same as the amended sales tax budget for fiscal year 2023. We experienced double digit increases 9 of 12 months in FY2022 we've only experienced that 2 of the 11 months this fiscal year. We can't responsibly project large increases again and balance a budget based on it. Projecting flat revenues remains the most conservative approach.

Operating expenditures in the general fund total \$51,126,500, a 5.86% increase from the prior year budget. The available ending fund balance for fiscal year 2023 is projected to be \$29,138,946, leaving 221 days or 7.33 months of expenditures in reserve. The City's policy allows for reserves in excess of 3.5 months of recurring expenditures be available for use to fund capital projects, capital equipment, or other one-time purchases. This year's budget reserve is solidly

within the City’s overall policy. Reserves of this size will allow the City to build capital projects such as a new fire station from reserves rather than paying debt service.

The following points outline the financial commitments and priorities of the General Fund for the upcoming fiscal year.

The single largest expense a service organization such as a City has is the compensation of our employees. The economic conditions that we have experienced with high inflation and rising interest costs has a significant impact on our employees and our ability to retain them. We have employees who drive significant distances and bear the extra cost of fuel in their daily commutes. Many of these long-tenured employees have highly marketable knowledge and skills we simply do not want to lose. The following budget document is heavier on employee compensation and lighter on new positions and equipment. We continue to strive to retain our workforce and attract new employees as we have several difficult to fill positions – in Police but also in Public Works. Both areas are highly important and very hard to fill with qualified candidates.

In preparing the proposed budget, we again surveyed our market cities. After several years of aggressive increases the increases have slowed but are still in the 2% - 4% range across our market. We are proposing significant additional salary increases in the coming year and need to do so in order to be competitive in our hiring and retention efforts.

Police Officers	4.5%	Market adjustment
Police Sergeants	2.5%	Market adjustment
Police Lieutenants	3.5%	Market adjustment
Firefighters	7.0%	Market adjustment
Fire Drivers	4.5%	Market adjustment
Fire Captains	2.0%	Market adjustment
Communication Dispatchers	7.5%	Market adjustment
Non-sworn city employees	2.5%	Market adjustment

These market adjustments are in addition to the city’s merit-based pay system which includes step raises and top-out pay for solid work performance throughout the year.

Personnel Additions:

- Police: The fiscal year 2024 budget includes a new Lieutenant position as well as administrative assistance in CID. In addition, a new Community Services Officer will be staffed to assist with the workload of all the events and community interactions of this division.
- Harbor Maintenance: In addition to the Harbor this small team of two maintains all of the Downtown public areas. We are adding two maintenance workers to assist.

Facilities Changes:

- PD South: While we begin the process of studying our space needs and developing a comprehensive plan to address our current and future facilities we have a great need for additional space today. In FY2022 we leased office space in the Rockwall Technology Park for Police Community Service and Traffic divisions. Additional space in the building is coming available this Fall. Staff proposes to lease this space to move other Police divisions including CID to that building freeing up much needed area in the Police Station for Patrol and other uniformed functions. We also need office space for Fire Administration in Station #1 now and Fire Marshal personnel who are currently working in the living quarters of Station #3. The Chief's are collaborating on the best ways to use the space coming available in order to meet their needs for many years to come.

There will be costs associated with moving in this space which are being calculated at this time and will be presented to Council before the final decision on the lease is made.

- Street Operations: The proposed budget includes an approximate 7.7% increase in maintenance projects. This includes both asphalt and concrete street repair projects which extend the useful life of our roadways. Much of this increase is specifically slated for extension of city sidewalks to promote walkability to the Downtown area as well as access to schools. This will not be a large-scale addition of sidewalks; rather this is intended to fill in gaps where sidewalks start and end without a logical stopping point.
- Major Equipment Purchases: As mentioned previously, City policy provides that reserves in excess of 3.5 months of recurring operating expenditures may be used for capital purchases. A list is included behind this transmittal.

While the proposed budget accounts for the most-anticipated needs of each department, revenue patterns and expenditures are monitored throughout the budget period to allow for spending adjustments where needed. This will be especially important as we gauge the impact of the I-30 construction on retail sales.

Water and Sewer Fund

The City anticipates entering FY23 with \$13,957,163 in the Water and Wastewater Fund's working capital balance. Revenues are expected to be \$40,044,050 with \$41,518,450 in expected expenses.

The Fund's balance allows for 123 days of reserve for operating expenses. This is well ahead of the City's policy of 60 days of working capital in reserve. The balance allows funding for maintenance and future projects to ensure that the City's infrastructure continues to support the Water and Wastewater needs of residents.

The most notable Water and Wastewater expense in the proposed budget remain attributable to unfunded federal mandates. In addition, 76% of our water and wastewater expenditures are out of our control and determined by NTMWD.

In Water Operations, the EPA has required water systems to inspect water mains and service lines on private property to catalog the presence of lead pipes. This will then result in the development of a lead service line replacement plan. We do not expect to find many but are in the two-year process of inspecting every property in the City. This is an unfunded federal requirement that will approach \$400,000 over the inspection period. Also, we need to begin the engineering process to prepare to paint the Southside Water Tower. The painting may involve moving cell antennas and we must ensure that the cell service for the area will not be impacted. This may entail temporary trucks. This is the oldest water tower in our system so we will need to have it inspected to determine if other repairs need to be completed during the painting process. Painting it is estimated to cost about \$1million so we will budget that in the next fiscal year.

NTMWD is proposing a significant increase in treated water due in large part to the expense associated with Bois d' Arc lake and treatment plant. While it is not finalized until the Board meets in September the projected increase is 8.8%.

Sewer Operations includes \$162,000 for continuation of the Capacity Monitoring (CMOM) inspection which is another EPA program and is a ten-year program to complete. The largest portion of the Sewer Operations budget though is attributable to the debt service for the interceptor line that carries wastewater from Rockwall to Mesquite and the operation of the two treatment plants in Rockwall all of which are increasing in cost due in large part to the increased prices for chemicals and electricity. The South sewer treatment plant is aging and requires some capital upgrades to keep it operating a few more years. We intend to close both the Squabble and Buffalo treatment plants when the capacity in the interceptor line increases sufficiently to allow all wastewater to go to the Mesquite plant. This date has been a moving target.

Recreation Development Fund

The Recreation Development Fund is financed by fees from recreation programs and concession agreements with the marinas, which operate in the takeline. The funds are used to support the creation of new parks and recreation programs and enhancement of parks amenities. The proposed budget includes funds for parking lot lighting replacement at Harry Myers and Kidzone, and rehab work on the Hickory Ridge Pickleball Courts and basketball courts, as well as Shores Park playground. New furniture at the Harry Myers Community Building is proposed as well.

Hotel Occupancy Tax Fund

The Hotel Occupancy Tax Fund is financed by a 7% tax on hotel rooms and short-term rentals within the City. The funds from this tax are used to support projects promoting the tourism industry and marketing the city as a leisure destination.

Fund revenues for FY2024 are expected to be more than \$1,800,000. The reserves are projected to exceed \$1,699,735 at the end of FY2023. Hotel occupancies have been strong this year and the associated tax revenue illustrates this. The area hotels were hard hit by the decline in travel due to COVID but have all rebounded. Area organizations have submitted funding applications, which will be reviewed by the HOT subcommittee with their recommendation for funding presented to the Council in September.

Risk Management

The Human Resources department monitors the City's risk management function and they focus on workforce safety training and risk mitigation efforts on the worker safety component. The effort to monitor the liability claims has been managed within the departments themselves. While we have seen improvement in Auto claims which has been due to the combined efforts on the part of HR and department leader's focus. Auto Damage coverage had increased by 24% in FY2023 but was flat for FY2024.

Property and Liability Insurance rates have increased again due to our claims experience combined with the ever-increasing cost and availability of repair parts. Property insurance premiums have increased by 15%, and liability premiums have increased by 9%.

Conclusion

The above sections highlight the major portions of the FY2024 proposed budget. The department directors provided their insight and subject matter expertise into the development of this budget. Their support in the completion of this lengthy project cannot be overstated. The Finance Department staff including Misty Farris worked many hours to prepare the presentation format of the budget and their efforts must be recognized both in the budget setting process and throughout the year to assist the departments in managing their budgets. City staff and directors look forward to working with the Council in further development, approval, and implementation of this budget.

Respectfully submitted,

A handwritten signature in black ink that reads "Mary Smith". The signature is written in a cursive, flowing style.

Mary Smith

City Manager

City of Rockwall
2023-2024 Proposed Budget
Capital Requests and New Programs
from General Fund Reserves

<u>Department</u>	<u>Item/Description</u>	<u>Budget</u>
Information Technology	AW Security software and Segmentation	106,850
Internal Operations	Access Control FS#1 and FS#2	43,715
	Paint The Center and Court	64,135
	City Hall Windows	48,700
	Animal Adoption Center HVAC	116,500
	Generator Project Phase III	395,000
Fire Marshal	Replace Inspector Truck	60,000
Police	Patrol Vehicles	1,053,850
	Motorcycle replacement	61,000
	Taser Replacement	452,250
Planning	Impact Fee Study Update	50,000
Parks	Building Phase II	55,000
	Toro Dingo	55,000
Harbor	Fountain LED Change-out	100,000
Animal Services	Building Upgrades	60,100
Engineering	Watershed Update Study	95,000
		\$ 2,817,100

SUMMARY OF OPERATIONS

Fund

01 General

	Actual 21-22	Budgeted 22-23	Amended 22-23	Adopted 23-24
Total Revenues	53,403,864	44,545,650	49,282,400	49,156,400
Total Operating Expenditures	35,743,154	43,439,150	44,954,850	45,876,150
Capital Reserve Expenditures	-	794,100	1,599,100	2,419,050
Excess Revenues Over (Under) Expenditures	17,660,710	312,400	2,728,450	861,200
Net Other Financing Sources (Uses)	(2,593,350)	(3,749,500)	(4,036,500)	(3,000,450)
Net Gain (Loss)	15,067,360	(3,437,100)	(1,308,050)	(2,139,250)
Fund Balance - Beginning	16,655,538	14,057,403	31,722,898	30,414,848
Fund Balance - Ending	31,722,898	10,620,303	30,414,848	28,275,598

SUMMARY OF REVENUES

Fund
01 General

Account	Description	Actual 21-22	Budgeted 22-23	Amended 22-23	Adopted 23-24
4100	Current Taxes	13,498,845	13,388,800	13,388,800	13,910,850
4105	Delinquent Taxes	82,909	80,000	80,000	80,000
4110	Penalty & Interest	62,845	60,000	60,000	60,000
Total Property Taxes		13,644,599	13,528,800	13,528,800	14,050,850
4150	Sales Taxes	23,561,022	22,700,000	25,800,000	25,800,000
4155	Beverage Taxes	321,760	200,000	200,000	200,000
4160	Sales Tax Rebate	(731)	-	-	-
Total Sales Taxes		23,882,050	22,900,000	26,000,000	26,000,000
4201	Electrical Franchise	2,010,039	1,960,000	2,045,000	2,065,000
4203	Telephone Franchise	92,234	95,000	70,000	70,000
4205	Gas Franchise	503,312	500,000	706,000	650,000
4207	Cable TV Franchise	269,640	295,000	295,000	295,000
4209	Garbage Franchise	369,728	350,000	360,000	360,000
Total Franchise Fees		3,244,952	3,200,000	3,476,000	3,440,000
4250	Park & Recreation Fees	48,853	15,000	27,000	18,000
4251	Municipal Pool Fees	11,120	22,000	22,000	22,000
4253	Center Rentals	28,529	10,000	21,000	15,000
4255	Harbor Rentals	2,800	1,000	1,000	1,000
4270	Code Enforcement Fees	31,444	10,000	52,150	15,000
4280	Zoning Request Fees	81,060	50,000	88,000	75,000
4283	Construction Inspection	470,881	500,000	1,302,850	500,000
4295	Fire - Plans	5,950	4,500	4,500	4,500
Total Fees		680,637	612,500	1,518,500	650,500

SUMMARY OF REVENUES

Fund
01 General

Account	Description	Actual 21-22	Budgeted 22-23	Amended 22-23	Adopted 23-24
4300	Building Permits	1,486,636	1,150,000	1,150,000	1,150,000
4302	Fence Permits	24,149	20,000	20,000	20,000
4304	Electrical Permits	34,498	25,000	42,000	25,000
4306	Plumbing Permits	62,441	50,000	50,000	50,000
4308	Mechanical Permits	34,430	55,000	30,000	55,000
4310	Daycare Center Permits	2,890	5,500	5,500	5,500
4312	Health Permits	108,789	132,000	120,000	132,000
4314	Sign Permits	14,025	20,000	20,000	20,000
4288	Beverage Permits	-	15,000	15,000	15,000
4320	Miscellaneous Permits	76,322	50,000	94,000	65,000
Total Permits		1,844,180	1,522,500	1,546,500	1,537,500
4400	Court Fines	251,339	250,000	250,000	275,000
4402	Court Fees	65,027	50,000	50,000	60,000
4404	Warrant Fees	31,103	30,000	25,000	30,000
4406	Court Deferral Fees	103,893	80,000	80,000	90,000
4408	Animal Registration Fees	3,770	5,000	5,000	5,000
4414	Alarm Fees and Fines	54,356	59,000	59,000	62,000
Total Municipal Court		509,488	474,000	469,000	522,000
4001	Interest Earnings	-	50,000	50,000	50,000
4007	Sale of Supplies	178	500	500	500
4010	Auction/Scrap Proceeds	110,499	20,000	20,000	20,000
4019	Miscellaneous	40,364	20,000	215,000	30,000
4450	Land Sales	12,482	-	-	-
4480	Tower Leases	24,644	25,000	25,000	25,000
4680	Developer Contributions	10,000	30,000	30,000	30,000
Total Miscellaneous		198,167	145,500	340,500	155,500
4500	Grant Proceeds	8,169,046	1,013,850	1,244,450	1,463,150
4510	School Patrol	621,891	621,850	632,000	741,200
4520	County Contracts	240	1,000	1,000	1,000
4530	City Contracts	608,614	525,650	525,650	594,700
Total Intergovernmental		9,399,791	2,162,350	2,403,100	2,800,050
Total Revenues		53,403,864	44,545,650	49,282,400	49,156,400

SUMMARY OF OPERATING TRANSFERS

Fund
01 General

	Actual 21-22	Budgeted 22-23	Amended 22-23	Adopted 23-24
Other Financing Sources				
Operating Transfers In:				
From Water & Sewer	300,000	300,000	300,000	300,000
Total Other Financing Sources	300,000	300,000	300,000	300,000
Other Financing Uses				
Operating Transfers Out:				
To Rec. Dev. Fund	-	800,000	837,000	-
To Employee Benefit Fund (Ins.)	2,250,000	2,750,000	2,750,000	2,750,000
To Workers Compensation Fund	180,000	200,000	200,000	225,000
To Tech. Replacement Fund	213,350	299,500	299,500	325,450
To Vehicle Replacement Fund	250,000	-	250,000	-
Total Other Financing Uses	2,893,350	4,049,500	4,336,500	3,300,450
Less Capital Reserve	-	-	-	-
Net Other Financing Sources (Uses)	(2,593,350)	(3,749,500)	(4,036,500)	(3,000,450)

SUMMARY OF EXPENDITURES

Fund

01 General

Dept.	Div.		Actual 21-22	Budgeted 22-23	Amended 22-23	Adopted 23-24
10	01	Mayor/Council	111,916	125,550	141,550	147,850
10	05	Administration	2,076,611	2,019,250	2,024,250	2,308,150
10	06	Human Resources	438,896	495,600	500,600	473,050
10	07	Information Technology	-	998,800	1,222,750	1,140,650
10	09	Internal Operations	2,670,075	2,867,600	3,545,950	2,774,000
15	11	Finance	705,939	1,048,250	896,250	1,146,200
15	15	Municipal Court	412,238	500,500	500,500	526,150
20	25	Fire Operations	5,521,267	6,172,200	6,401,200	7,313,650
20	29	Fire Marshal	668,320	772,200	778,200	887,550
30	31	Police Administration	1,275,359	1,561,250	1,635,850	1,657,550
30	32	Communications	1,295,684	1,465,000	1,491,000	1,738,500
30	33	Patrol	6,020,385	7,015,150	7,631,350	8,171,750
30	34	CID	1,576,277	2,203,000	2,113,000	2,316,450
30	35	Community Services	1,454,344	1,756,750	1,905,750	2,146,750
30	36	Warrants	239,033	259,050	259,050	282,250
30	37	Records	515,678	338,500	343,500	357,350
40	41	Planning	809,351	852,200	827,200	959,800
40	42	Neighborhood Improv.	534,731	588,600	588,600	600,500
40	43	Building Inspections	802,984	867,500	872,000	955,800
45	45	Parks	2,958,969	3,265,750	3,348,250	3,647,550
45	46	Harbor O&M	466,901	640,300	641,800	627,000
45	47	Recreation	903,706	1,174,400	1,179,400	1,181,500
45	48	Animal Services	682,671	739,700	754,500	650,700
50	53	Engineering	986,792	1,290,350	1,316,350	1,322,900
50	59	Streets	2,615,027	5,215,800	5,635,100	4,961,600
			35,743,154	44,233,250	46,553,950	48,295,200
Less Capital Reserve			-	794,100	1,599,100	2,419,050
Total Operating Expenditures			35,743,154	43,439,150	44,954,850	45,876,150

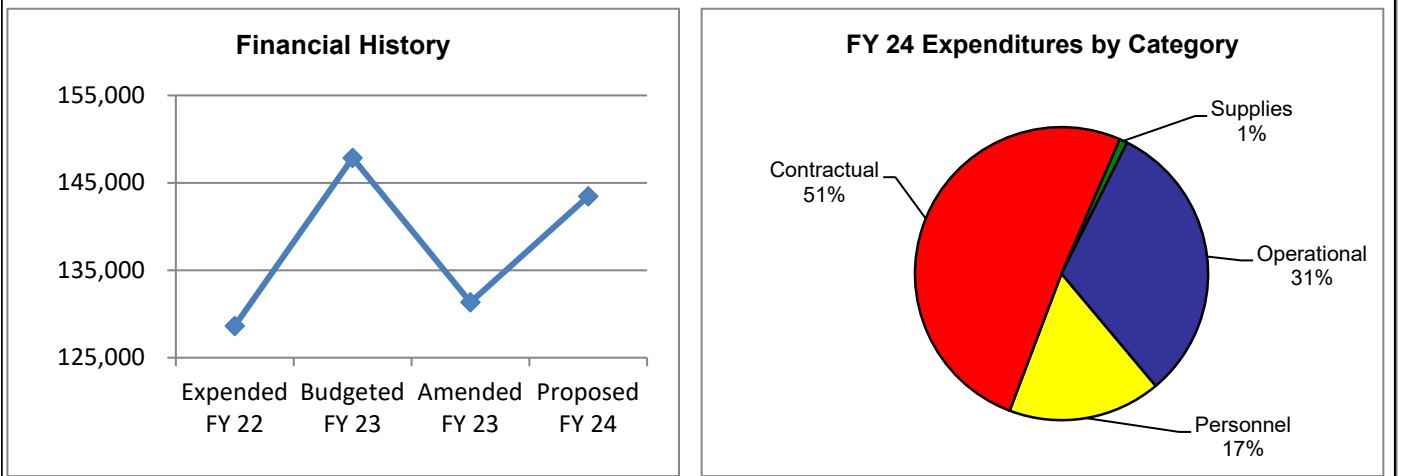
DIVISION SUMMARY

Fund	Department	Division
01 General	10 General Government	01 Mayor/Council

Expenditure Summary

	Actual 21-22	Budgeted 22-23	Amended 22-23	Proposed 23-24
Personnel	24,183	24,200	24,200	24,200
Contractual	57,172	69,700	69,700	72,800
Supplies	742	1,250	1,250	1,250
Operational	46,538	52,700	36,200	45,200
Total	128,635	147,850	131,350	143,450

Activity Trends



Fund	Department	Division
01 General Fund	10 General Government	01 Mayor/Council

G/L Account	2022 Actual Amount	2023 Adopted Budget	2023 Amended Budget	2024 City Manager Approved
--------------------	-----------------------------------	------------------------------------	------------------------------------	---

PERSONNEL SERVICES

100 SALARIES & WAGES	22,500	22,500	22,500	22,500
120 FICA & MEDICARE EXPENSE	1,683	1,700	1,700	1,700
<i>PERSONNEL SERVICES Totals</i>	24,183	24,200	24,200	24,200

CONTRACTUAL

221 INSURANCE-PUBLIC OFFICIAL	54,283	66,350	66,350	70,000
231 SERVICE MAINTENANCE CONTRACTS	2,889	3,350	3,350	2,800
<i>CONTRACTUAL Totals</i>	57,172	69,700	69,700	72,800

SUPPLIES

310 PRINTING & BINDING	231	500	500	500
347 GENERAL MAINTENANCE SUPPLIES	512	750	750	750
<i>SUPPLIES Totals</i>	742	1,250	1,250	1,250

OPERATIONS

402 YOUTH ADVISORY COUNCIL	2,656	3,000	3,000	3,000
404 ELECTION EXPENSES	-	10,500	-	-
410 DUES & SUBSCRIPTIONS	14,690	9,200	14,200	14,200
420 AWARDS	7,829	10,000	2,500	10,000
428 MEETING EXPENSES	2,838	3,000	3,000	3,000
430 TUITION & TRAINING	2,575	3,000	3,000	3,000
436 TRAVEL	15,950	14,000	10,500	12,000
<i>OPERATIONS Totals</i>	46,538	52,700	36,200	45,200

MAYOR/COUNCIL Totals	128,635	147,850	131,350	143,450
-----------------------------	----------------	----------------	----------------	----------------

DIVISION SUMMARY

Fund	Department	Division
01 General	10 General Government	05 Administration

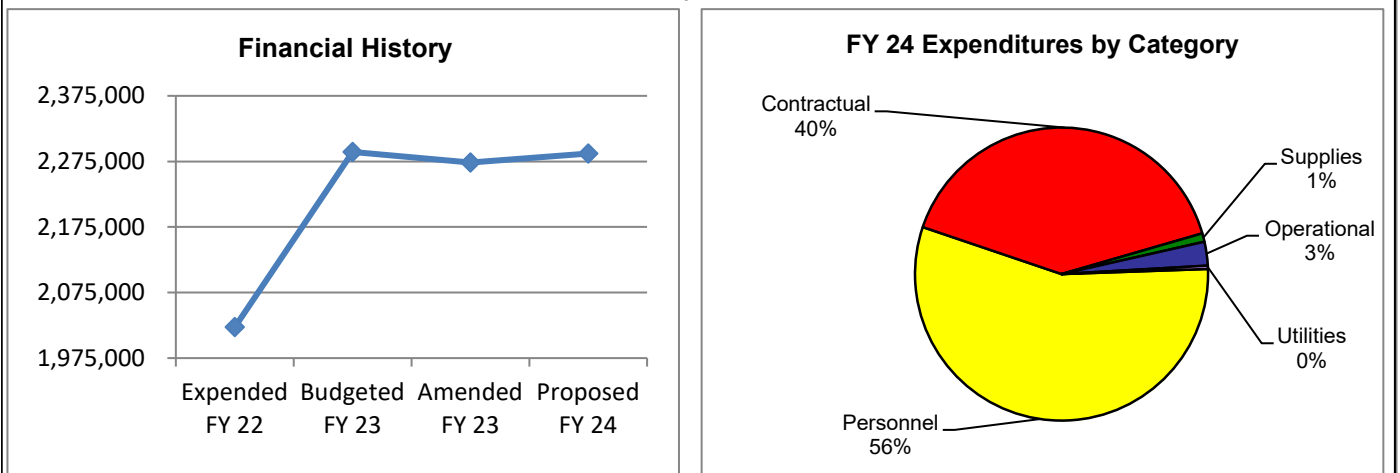
Expenditure Summary

	Actual 21-22	Budgeted 22-23	Amended 22-23	Proposed 23-24
Personnel	1,028,198	1,255,800	1,255,800	1,275,150
Contractual	896,076	946,800	916,800	922,200
Supplies	23,104	19,500	31,500	21,500
Operational	68,991	59,000	61,000	60,000
Utilities	5,720	8,300	8,300	8,300
Total	2,022,090	2,289,400	2,273,400	2,287,150

Personnel Schedule

<u>Position</u>	<u>Classification</u>	FY 23 <u>Approved</u>	FY 24 <u>Proposed</u>
City Manager	-	1	1
Assistant City Manager	-	1	1
Director of Administrative Services	-	1	1
City Secretary / Assistant to the City Manager	29	1	1
Main Street / Community Relations Manager	22	1	1
PIO / Marketing Manager	22	1	1
Executive Secretary	18	1	1
Assistant to the City Secretary	15	1	1

Activity Trends



Fund	Department	Division
01 General Fund	10 General Government	05 Administration

G/L Account	2022	2023	2023	2024 City
	Actual Amount	Adopted Budget	Amended Budget	Manager Approved

PERSONNEL SERVICES

100 SALARIES & WAGES	817,854	1,000,600	1,000,600	1,022,650
109 SALARIES & WAGES-OVERTIME	-	300	300	300
113 EDUCATION/CERTIFICATE PAY	600	600	600	600
114 LONGEVITY PAY	5,985	6,250	6,250	6,950
120 FICA & MEDICARE EXPENSE	55,430	68,450	68,450	69,500
122 T.M.R.S. RETIREMENT EXPENSE	148,329	179,600	179,600	175,150
<i>PERSONNEL SERVICES Totals</i>	1,028,198	1,255,800	1,255,800	1,275,150

CONTRACTUAL

207 APPRAISAL & COLLECTION	278,322	301,500	271,500	284,000
208 EMERGENCY SERVICES CORP	69,790	96,100	96,100	91,200
211 LEGAL	183,271	185,000	185,000	190,000
213 CONSULTING FEES	73,475	52,700	52,700	50,000
231 SERVICE MAINTENANCE CONTRACTS	43,703	50,000	50,000	29,000
233 NEWSPAPER NOTICES - ADVERTISING	2,273	6,000	6,000	6,000
236 COMMUNITY SERVICES	168,061	174,500	174,500	186,000

Notes:	Community Service Projects
\$121,000 Star Transit (\$6,600 increase) 50,000 Meals on Wheels (\$5,000 increase) 5,000 Parade and Parachute Jump support 10,000 Boys and Girls Club \$186,000 Total CITY MANAGER'S COMMENTS: Approved	

240 EQUIPMENT REPAIRS	-	500	500	500
242 EQUIPMENT RENTAL & LEASE	4,163	-	-	-
243 PARKING LOT	68,845	75,000	75,000	80,000
254 RECORDING FEES	4,173	5,500	5,500	5,500
<i>CONTRACTUAL Totals</i>	896,076	946,800	916,800	922,200

SUPPLIES

301 OFFICE SUPPLIES	2,311	3,000	3,000	3,000
310 PRINTING & BINDING	21,029	16,000	28,000	18,000
347 GENERAL MAINTENANCE SUPPLIES	(235)	500	500	500
<i>SUPPLIES Totals</i>	23,104	19,500	31,500	21,500

Fund	Department	Division
01 General Fund	10 General Government	05 Administration

G/L Account	2022 Actual Amount	2023 Adopted Budget	2023 Amended Budget	2024 City Manager Approved
<i>OPERATIONS</i>				
410 DUES & SUBSCRIPTIONS	14,254	11,000	13,000	12,000
422 EMPLOYEE ACTIVITIES	14,789	14,000	14,000	14,000
428 MEETING EXPENSES	11,092	10,500	10,500	10,500
430 TUITION & TRAINING	7,276	6,500	6,500	6,500
436 TRAVEL	21,581	17,000	17,000	17,000
<i>OPERATIONS Totals</i>	68,991	59,000	61,000	60,000
<i>UTILITIES</i>				
507 CELLULAR TELEPHONE	5,720	8,300	8,300	8,300
<i>UTILITIES Totals</i>	5,720	8,300	8,300	8,300
ADMINISTRATION Totals	2,022,090	2,289,400	2,273,400	2,287,150

DIVISION SUMMARY

Fund	Department	Division
01 General	10 General Government	06 Human Resources

Expenditure Summary

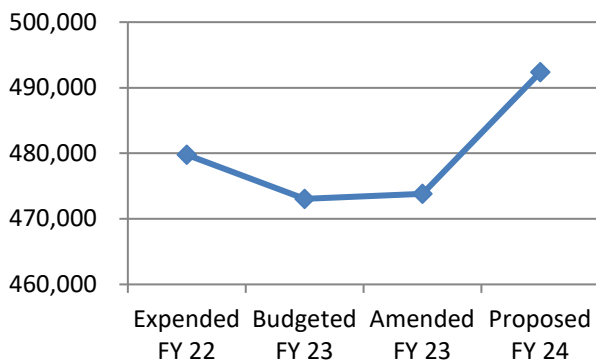
	Actual 21-22	Budgeted 22-23	Amended 22-23	Proposed 23-24
Personnel	427,468	411,850	411,850	430,050
Contractual	6,920	7,500	7,500	8,200
Supplies	550	1,500	1,500	1,500
Operational	42,705	48,700	49,450	49,100
Utilities	2,119	3,500	3,500	3,500
Total	479,762	473,050	473,800	492,350

Personnel Schedule

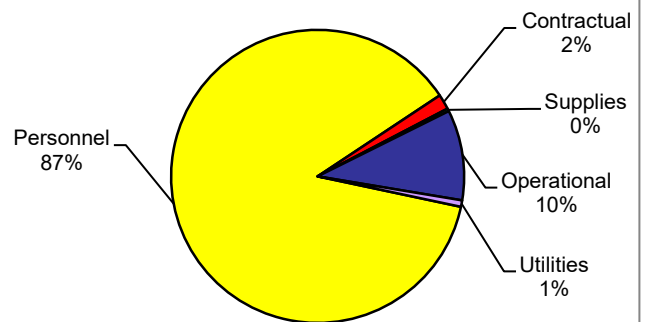
<u>Position</u>	<u>Classification</u>	<u>FY 23 Approved</u>	<u>FY 24 Proposed</u>
Director of Human Resources	-	1	1
HR Analyst	20	2	2
Administrative Secretary	11	1	1

Activity Trends

Financial History



FY 24 Expenditures by Category



Fund	Department	Division
01 General Fund	10 General Government	06 Human Resources

G/L Account	2022 Actual Amount	2023 Adopted Budget	2023 Amended Budget	2024 City Manager Approved
-------------	--------------------	---------------------	---------------------	----------------------------

PERSONNEL SERVICES

100 SALARIES & WAGES	336,243	322,250	322,250	340,200
112 INCENTIVE PAY	3,567	8,000	8,000	8,000
113 EDUCATION/CERTIFICATE PAY	1,546	1,500	1,500	900
114 LONGEVITY PAY	3,958	750	750	600
120 FICA & MEDICARE EXPENSE	25,919	24,650	24,650	24,850
122 T.M.R.S. RETIREMENT EXPENSE	56,235	52,700	52,700	53,500
128 UNEMPLOYMENT INSURANCE	-	2,000	2,000	2,000
<i>PERSONNEL SERVICES Totals</i>	<u>427,468</u>	<u>411,850</u>	<u>411,850</u>	<u>430,050</u>

CONTRACTUAL

231 SERVICE MAINTENANCE CONTRACTS	6,920	7,500	7,500	8,200
<i>CONTRACTUAL Totals</i>	<u>6,920</u>	<u>7,500</u>	<u>7,500</u>	<u>8,200</u>

SUPPLIES

301 OFFICE SUPPLIES	513	1,000	1,000	1,000
310 PRINTING & BINDING	37	-	-	-
347 GENERAL MAINTENANCE SUPPLIES	-	500	500	500
<i>SUPPLIES Totals</i>	<u>550</u>	<u>1,500</u>	<u>1,500</u>	<u>1,500</u>

OPERATIONS

410 DUES & SUBSCRIPTIONS	2,114	1,600	1,600	1,000
415 RECRUITING EXPENSES	699	2,000	2,000	2,000
420 AWARDS	7,632	7,500	8,250	8,500

Notes:	Awards Price Increase
The vendor has increased pricing on plaques. Also, we have a slight increase in the number of employees who will receive a service award.	
CITY MANAGER'S COMMENTS: Approved	

422 EMPLOYEE ACTIVITIES	85	-	-	-
430 TUITION & TRAINING	4,352	5,000	5,000	5,000
432 EDUCATION REIMBURSEMENT	13,146	17,100	17,100	17,100
435 EMPLOYEE DEVELOPMENT	6,165	6,500	6,500	6,500
436 TRAVEL	8,512	9,000	9,000	9,000
<i>OPERATIONS Totals</i>	<u>42,705</u>	<u>48,700</u>	<u>49,450</u>	<u>49,100</u>

Fund	Department	Division
01 General Fund	10 General Government	06 Human Resources

G/L Account	2022 Actual Amount	2023 Adopted Budget	2023 Amended Budget	2024 City Manager Approved
--------------------	-----------------------------------	------------------------------------	------------------------------------	---

UTILITIES

507 CELLULAR TELEPHONE	2,119	3,500	3,500	3,500
<i>UTILITIES Totals</i>	2,119	3,500	3,500	3,500

HUMAN RESOURCES Totals	479,762	473,050	473,800	492,350
-------------------------------	----------------	----------------	----------------	----------------

DIVISION SUMMARY

Fund	Department	Division
01 General	10 General Government	07 Information Technology

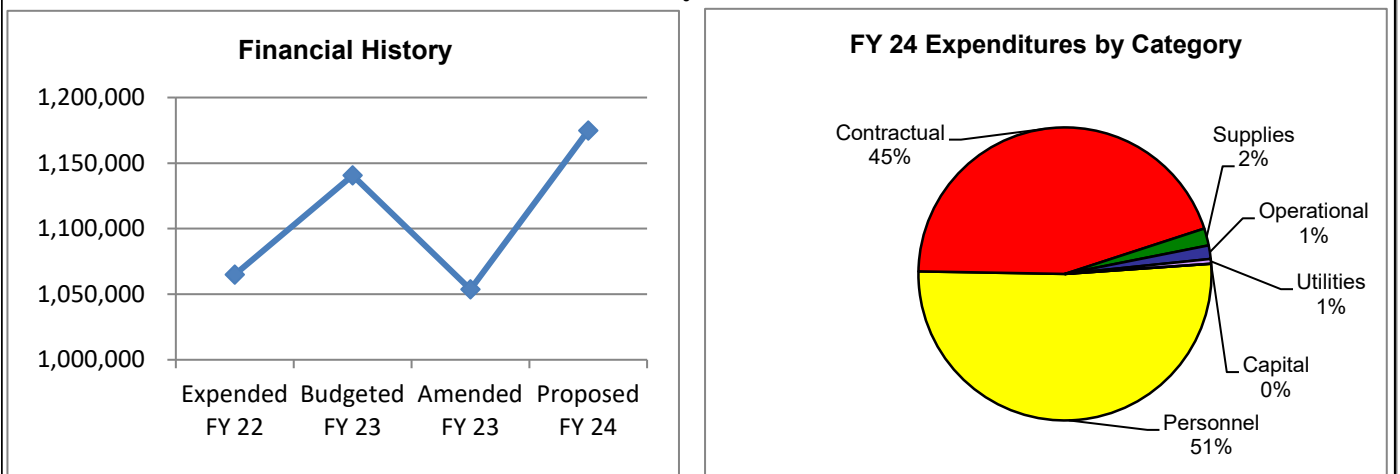
Expenditure Summary

	Actual 21-22	Budgeted 22-23	Amended 22-23	Proposed 23-24
Personnel	459,348	584,300	497,300	603,700
Contractual	358,684	510,500	510,500	525,200
Supplies	20,775	22,200	22,200	22,200
Operational	4,593	17,500	17,500	17,500
Utilities	5,624	6,150	6,150	6,150
Capital	215,870	-	-	-
Total	1,064,893	1,140,650	1,053,650	1,174,750

Personnel Schedule

<u>Position</u>	<u>Classification</u>	<u>FY 23 Approved</u>	<u>FY 24 Proposed</u>
Director of Information Technology	-	1	1
Systems Administrator	27	1	1
Public Safety Systems Administrator	22	1	1
Public Safety IT Analyst	20	1	1
Network Technician	20	1	1

Activity Trends



Fund	Department	Division
01 General Fund	10 General Government	07 Information Technology

G/L Account	2022 Actual Amount	2023 Adopted Budget	2023 Amended Budget	2024 City Manager Approved
-------------	--------------------------	---------------------------	---------------------------	----------------------------------

PERSONNEL SERVICES

100	SALARIES & WAGES	368,269	468,900	393,900	488,550
-----	------------------	---------	---------	---------	---------

Notes:	IT Analyst
<p>The Analyst will provide knowledge and ability in analyzing, implementing, and maintaining network protection systems. This involves helping in design, configuration, monitoring and alert response for intrusion detection and prevention, anti-virus systems and other systems. This position will also help provide analysis of purchases, vulnerability management, and incident response management. This would be a Grade 24 position.</p> <p>\$81,250 Salary and Benefits \$1,500 Computer</p> <p style="color: green;">CITY MANAGER'S COMMENTS: Disapproved</p>	

114	LONGEVITY PAY	2,545	2,850	2,850	2,750
120	FICA & MEDICARE EXPENSE	28,210	35,850	35,850	35,600
122	T.M.R.S. RETIREMENT EXPENSE	60,323	76,700	64,700	76,800

<i>PERSONNEL SERVICES Totals</i>	459,348	584,300	497,300	603,700
----------------------------------	---------	---------	---------	---------

CONTRACTUAL

217	IT SERVICE	358,684	510,500	510,500	525,200
-----	------------	---------	---------	---------	---------

Notes:	New Requests
<p>\$81,822 AW Managed Discovery and Incident Response (Annually Recurring)</p> <p>This product will provide 24x7 security monitoring, unlimited log ingestion, Internal network monitoring, and access to professional security triage team. This service also provides a free IR retainer and they are on-platform as an incident responder with our insurance provider. This service provides insight into our network that we don't currently have.</p> <p>\$20,000 Multi-Factor Authentication 1st year (\$10,000 Annual Recurring) This will allow us to further deploy MFA across the network as strategically needed.</p> <p>\$25,000 Network Segmentation (Waypoint Consulting): This project will limit traffic to only resources that are needed. This would limit impact only to that segment in the case of an incident.</p> <p>\$40,000 Public Safety Server Upgrade The current Public Safety servers are almost five years old and will need to be refreshed. This will ensure that they continue to remain stable and available for Police and Fire during day to day emergency operations. The requested funds include the data migration cost and required SQL licensing. This item was approved in the FY23 budget but was unable to be completed due the scheduling of other projects. An increase of \$15,000 was added to the requested amount due to necessary Microsoft SQL licensing.</p> <p style="color: green;">CITY MANAGER'S COMMENTS: Approved from General Fund Reserves</p>	

<i>CONTRACTUAL Totals</i>	358,684	510,500	510,500	525,200
---------------------------	---------	---------	---------	---------

Fund	Department	Division
01 General Fund	10 General Government	07 Information Technology

G/L Account	2022 Actual Amount	2023 Adopted Budget	2023 Amended Budget	2024 City Manager Approved
<i>SUPPLIES</i>				
301 OFFICE SUPPLIES	246	200	200	200
303 COMPUTER SUPPLIES	19,429	20,000	20,000	20,000
321 UNIFORMS	983	1,000	1,000	1,000
347 GENERAL MAINTENANCE SUPPLIES	116	1,000	1,000	1,000
<i>SUPPLIES Totals</i>	<u>20,775</u>	<u>22,200</u>	<u>22,200</u>	<u>22,200</u>
<i>OPERATIONS</i>				
430 TUITION & TRAINING	1,740	7,500	7,500	7,500
436 TRAVEL	2,853	10,000	10,000	10,000
<i>OPERATIONS Totals</i>	<u>4,593</u>	<u>17,500</u>	<u>17,500</u>	<u>17,500</u>
<i>UTILITIES</i>				
507 CELLULAR TELEPHONE	5,624	6,150	6,150	6,150
<i>UTILITIES Totals</i>	<u>5,624</u>	<u>6,150</u>	<u>6,150</u>	<u>6,150</u>
<i>CAPITAL</i>				
612 COMPUTER EQUIPMENT	215,870	-	-	-
<i>CAPITAL Totals</i>	<u>215,870</u>	<u>-</u>	<u>-</u>	<u>-</u>
INFORMATION TECHNOLOGY Totals	1,064,893	1,140,650	1,053,650	1,174,750

DIVISION SUMMARY

Fund	Department	Division
01 General	10 General Government	09 Internal Operations

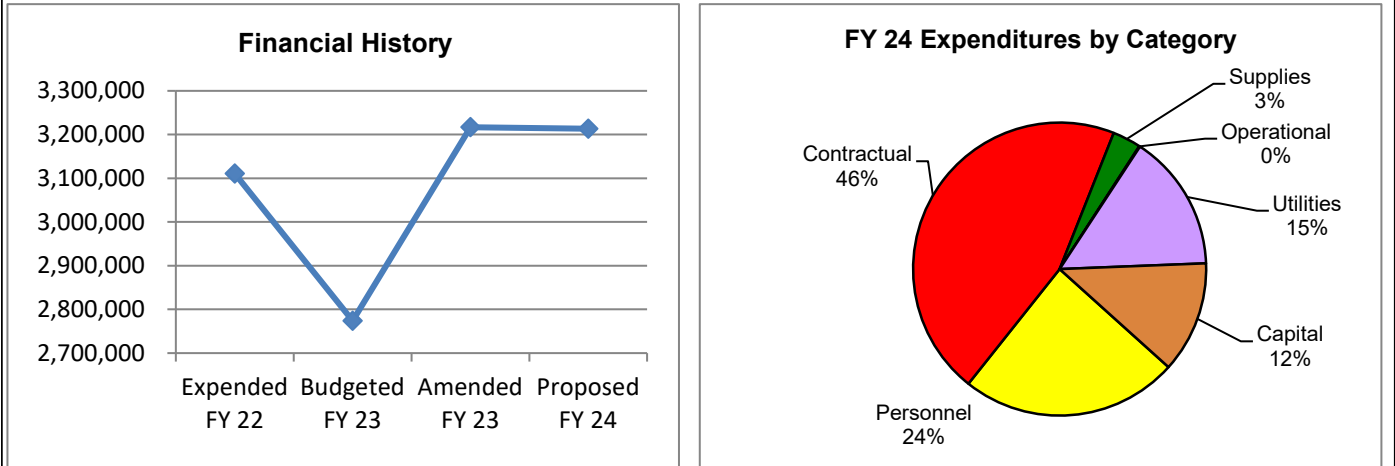
Expenditure Summary

	Actual 21-22	Budgeted 22-23	Amended 22-23	Proposed 23-24
Personnel	686,842	755,000	755,000	772,150
Contractual	941,720	1,401,000	1,444,750	1,456,450
Supplies	81,512	93,900	93,900	100,500
Operational	1,239	3,100	3,100	3,000
Utilities	480,701	410,100	460,100	486,200
Capital	918,901	110,900	459,900	395,000
Total	3,110,915	2,774,000	3,216,750	3,213,300

Personnel Schedule

<u>Position</u>	<u>Classification</u>	<u>FY 23 Approved</u>	<u>FY 24 Proposed</u>
Facilities Superintendent	25	1	1
Internal Operations Crewleader	16	1	1
Internal Operations Coordinator	15	1	1
Building Maintenance Technician	12	2	2
Lead Custodian	11	2	2
Custodian	7	4	4

Activity Trends



Fund	Department	Division
01 General Fund	10 General Government	09 Internal Operations

G/L Account	2022 Actual Amount	2023 Adopted Budget	2023 Amended Budget	2024 City Manager Approved
-------------	--------------------------	---------------------------	---------------------------	----------------------------------

PERSONNEL SERVICES

100	SALARIES & WAGES	538,278	595,350	595,350	613,100
109	SALARIES & WAGES-OVERTIME	4,074	4,000	4,000	4,000
113	EDUCATION/CERTIFICATE PAY	600	600	600	300
114	LONGEVITY PAY	10,253	12,100	12,100	11,500
120	FICA & MEDICARE EXPENSE	41,704	45,550	45,550	46,900
122	T.M.R.S. RETIREMENT EXPENSE	91,934	97,400	97,400	96,350
<i>PERSONNEL SERVICES Totals</i>		686,842	755,000	755,000	772,150

CONTRACTUAL

213	CONSULTING FEES	4,400	4,000	6,000	16,800
-----	-----------------	-------	-------	-------	--------

Notes:	Consulting
Trott Communication – The City’s consultants are sometimes needed to advise on issues related to the radio system. Request: \$4,000.	
Professional Tower Climbers – the city owns 3 separate towers and needs to have climbers perform maintenance on them, such as tighten equipment, assess and repair, and change light bulbs. Request: \$12,800	
Total: \$16,800	
CITY MANAGER'S COMMENTS: Approved	

231	SERVICE MAINTENANCE CONTRACTS	384,006	430,100	430,100	458,000
-----	-------------------------------	---------	---------	---------	---------

Notes:	Service Maintenance Contracts
Increases have been announced for the Emergency Generator maintenance, Radio System maintenance contract and we are adding an additional amount for replacement of flags at the I-30 flag pole.	
CITY MANAGER'S COMMENTS: Approved	

237	UNIFORM SERVICE	4,128	4,600	4,600	5,500
240	EQUIPMENT REPAIRS	23,035	19,000	29,000	25,000

Notes:	Increase Budget
The request is to increase this line item due to aging equipment in city facilities.	
CITY MANAGER'S COMMENTS: Approved	

Fund	Department	Division
01 General Fund	10 General Government	09 Internal Operations

G/L Account	2022 Actual Amount	2023 Adopted Budget	2023 Amended Budget	2024 City Manager Approved
242 EQUIPMENT RENTAL & LEASE	2,278	600	600	600
243 BUILDING / PARKING LEASES	-	-	-	527,600

Notes:	PD South
<p>We currently lease about 7,100 square feet of office space for Police Community Services, Traffic and other functions. The REDC leases about 2,000 square feet and the remaining 15,000 square feet of the building has been leased to a company for several years. That company is leaving the space and the building owner has approached us about leasing the remainder of the building. His proposal is to lease the full building to the City and then we sub-lease to the EDC.</p> <p>We have a great need for office space for other Police functions, such as CID, as well as Fire Administration and Fire Marshal personnel. We have studied the space and can use it with only minor changes. For example adding a wall to separate Fire offices from Police offices for security purposes.</p> <p>This is an interim solution that will carry us through all of the prep work to get to a long-term solution. We know we will need to build a new Police Station at some point sooner than later but it takes several years to plan, get bond consideration, design, and construct before we can be ready to occupy new space.</p> <p>This budget amount is the lease payment for the entire building and the lease payments from the REDC are shown as a revenue source. This expense has previously been carried in the Community Services budget but we are moving it to Internal Ops where all other facilities costs are carried.</p> <p>CITY MANAGER'S COMMENTS: Approved</p>	

244 BUILDING REPAIRS	503,713	919,600	951,350	410,950
----------------------	---------	---------	---------	---------

Notes:	Animal Shelter HVAC
<p>Animal Shelter HVAC System Replacement</p> <p>\$116,500 The City of Rockwall Animal Shelter facility has been in business since 2008, and has had numerous problems requiring repairs to the existing HVAC system. This system was not installed with a customer interface to allow for seasonal adjustments. We currently must go through an operating procedure to have an HVAC technician manipulate the end user temperature. This system has had the compressor and coils replaced in previous years, however the coils are again in need of replacement. The system has struggled to keep up with demand and the filtration system on this unit lacks performance.</p> <p>We are requesting funding to facilitate replacing this unit with a unit that meets or exceeds industry standards, with appropriate customer interface, and cleaning the duct system throughout this facility to mitigate long-term cost effectiveness both in maintenance and overall health</p> <p>Additionally, the City is the recipient of a Department of Energy grant administered through NCTCOG in the amount of \$76,650. The grant is part of the Infrastructure Investment and Jobs Act of 2021 Energy Efficiency and Conservation Block Grant Program. HVAC retrofit is an eligible project under the grant and is a reimbursable expense, meaning the city will have to cover the upfront costs and submit for reimbursement to NCTCOG upon completion.</p> <p>CITY MANAGER'S COMMENTS: Approved from General Fund Reserves</p>	

Fund	Department	Division
01 General Fund	10 General Government	09 Internal Operations

G/L Account	2022 Actual Amount	2023 Adopted Budget	2023 Amended Budget	2024 City Manager Approved
-------------	--------------------------	---------------------------	---------------------------	----------------------------------

Notes:	Building Repair
---------------	------------------------

The request is to fund the following specific improvements to city facilities:

\$7,100 Professional Annual Carpet Cleaning – new carpet was installed with the renovations to City Hall and The Center in 2022. The custodial staff does spot treatment as needed, but it is proposed to have the carpets professionally cleaned in 2024 to maintain the look of the carpet and prolong the life cycle.

\$43,725 Access Control Improvements (FS 1 & FS 2) – this will connect the gates at Fire Stations 1 and 2 to the access control network. These locations currently use PIN codes for access to the parking areas. This will allow the city to better control access and protect its facilities and assets on the property. Once completed, entry into these sites will be much like any other facility by using an access control card.

\$24,250 Repaint exterior of The Center – it is proposed to repaint the exterior of The Center. Interior renovations were completed in 2022 and the exterior needs to be refreshed. This facility is 21 years old.

\$39,885 Repaint Interior / Exterior of Municipal Court Bldg. - The City purchased and renovated a building that was built in 1999 and has been used for municipal court since 2013. It is proposed to repaint the interior / exterior of this building to maintain a professional appearance for customers.

\$48,700 Replacement Windows for City Hall / The Center – these two facilities are almost 22 years old and some of the windows need to be replaced due to age, internal deterioration and discoloration.

CITY MANAGER'S COMMENTS: Approved from General Fund Reserves

Notes:	Building Repair
---------------	------------------------

The Internal Operations Department maintains more than 134,000 square feet of city owned facilities. The City budgets for general maintenance each year in addition to special projects that are identified.

\$100,000 General Building Repairs

\$10,400 New Gutters for City Facilities – the gutters at City Hall, The Center, and Municipal Court need to be replaced due to the age of the facilities and overall poor condition. Many of the seams of the gutters are separated and leak and appear to be undersized for the amount of water they receive from the roof during an extreme rain event. It is proposed to remove and replace with new seamless gutters and larger downspouts to enable water to flow from the roof more efficiently.

\$13,800 Duct Cleaning Animal Shelter - ducts need to be professionally cleaned prior to installation of a new AC unit.

CITY MANAGER'S COMMENTS: Approved

246	VEHICLE REPAIRS	10,698	4,000	4,000	4,000
272	JANITORIAL SERVICES	9,462	19,100	19,100	8,000
<i>CONTRACTUAL Totals</i>		941,720	1,401,000	1,444,750	1,456,450

Fund	Department	Division
01 General Fund	10 General Government	09 Internal Operations

G/L Account	2022 Actual Amount	2023 Adopted Budget	2023 Amended Budget	2024 City Manager Approved
-------------	--------------------------	---------------------------	---------------------------	----------------------------------

SUPPLIES

301 OFFICE SUPPLIES	416	400	400	500
323 SMALL TOOLS	1,788	1,500	1,500	2,000
331 FUEL & LUBRICANTS	15,210	21,000	21,000	21,000
345 CLEANING SUPPLIES	29,962	32,000	32,000	32,000
347 GENERAL MAINTENANCE SUPPLIES	34,136	39,000	39,000	45,000

Notes:	Increase Budget
It is proposed to increase this budget line item by \$6,000 to account for inflationary increases in supplies and materials.	
CITY MANAGER'S COMMENTS: Approved	

<i>SUPPLIES Totals</i>	81,512	93,900	93,900	100,500
------------------------	--------	--------	--------	---------

OPERATIONS

415 RECRUITING EXPENSES	128	-	-	-
430 TUITION & TRAINING	175	1,100	1,100	1,000
436 TRAVEL	936	2,000	2,000	2,000

<i>OPERATIONS Totals</i>	1,239	3,100	3,100	3,000
--------------------------	-------	-------	-------	-------

UTILITIES

501 ELECTRICITY	167,631	150,000	150,000	178,000
507 CELLULAR TELEPHONE	7,126	8,600	8,600	7,200
508 TELEPHONE SERVICE	213,263	140,000	180,000	160,000
510 NATURAL GAS SERVICE	22,447	16,500	26,500	31,000
513 WATER	70,234	95,000	95,000	110,000

<i>UTILITIES Totals</i>	480,701	410,100	460,100	486,200
-------------------------	---------	---------	---------	---------

Fund	Department	Division
01 General Fund	10 General Government	09 Internal Operations

G/L Account	2022 Actual Amount	2023 Adopted Budget	2023 Amended Budget	2024 City Manager Approved
-------------	--------------------------	---------------------------	---------------------------	----------------------------------

CAPITAL

603	BUILDINGS	601,087	-	-	-
610	FURNITURE & FIXTURES	191,271	24,400	34,400	-
617	RADIO EQUIPMENT	5,440	-	-	-
621	FIELD MACHINERY & EQUIPMENT	121,103	-	339,000	395,000

Notes:	Generators
<p>The Amended budget marks the payments for the generator projects at at City Hall, Animal Shelter and the Center which were appropriated from General Fund Reserves in FY2022.</p> <p>This funding in FY2024 will bring that project to completion. It will ultimately have taken two full years to finish this effort.</p> <p>Council approved adding a generator to PD South but that project will not see any activity or invoicing until FY2024 so that appropriation is moved to FY2024.</p> <p>CITY MANAGER'S COMMENTS: Approved from General Fund Reserves</p>	

623	VEHICLES	-	86,500	86,500	-
<i>CAPITAL Totals</i>		918,901	110,900	459,900	395,000

INTERNAL OPERATIONS Totals	3,110,915	2,774,000	3,216,750	3,213,300
-----------------------------------	------------------	------------------	------------------	------------------

DIVISION SUMMARY

Fund	Department	Division
01 General	15 Finance	11 Fiscal Services

Expenditure Summary

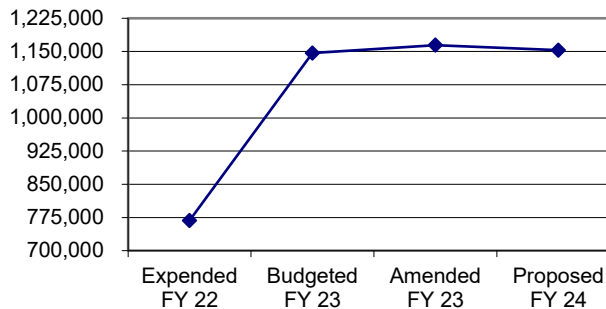
	Actual 21-22	Budgeted 22-23	Amended 22-23	Proposed 23-24
Personnel	355,810	568,800	608,800	574,400
Contractual	351,390	502,900	480,900	504,200
Supplies	54,201	64,250	64,250	64,250
Operational	5,866	9,000	9,000	9,000
Utilities	1,222	1,250	1,250	1,250
Total	768,490	1,146,200	1,164,200	1,153,100

Personnel Schedule

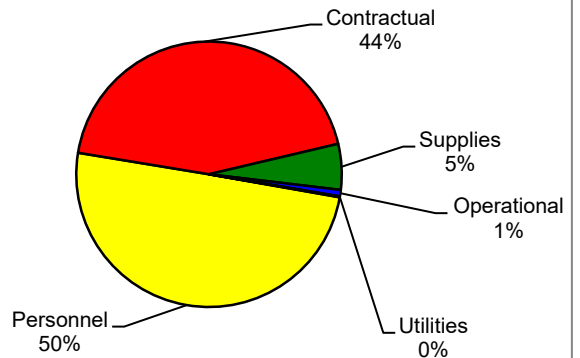
Position	Classification	FY 23 Approved	FY 24 Proposed
Director of Finance	-	1	1
Purchasing Agent	25	1	1
Finance Clerk - Payroll	20	1	1
Inventory Clerk	14	1	1
Finance Clerk - A/P	14	1.5	1.5

Activity Trends

Financial History



FY 24 Expenditures by Category



Fund	Department	Division
01 General Fund	15 Finance	11 Fiscal Services

G/L Account	2022 Actual Amount	2023 Adopted Budget	2023 Amended Budget	2024 City Manager Approved
--------------------	---------------------------	----------------------------	----------------------------	-----------------------------------

PERSONNEL SERVICES

100 SALARIES & WAGES	280,953	455,950	495,950	461,000
109 SALARIES & WAGES-OVERTIME	2,508	300	300	300
113 EDUCATION/CERTIFICATE PAY	300	300	300	300
114 LONGEVITY PAY	4,560	4,850	4,850	5,050
120 FICA & MEDICARE EXPENSE	20,959	35,250	35,250	35,300
122 T.M.R.S. RETIREMENT EXPENSE	46,530	72,150	72,150	72,450

<i>PERSONNEL SERVICES Totals</i>	355,810	568,800	608,800	574,400
----------------------------------	---------	---------	---------	---------

CONTRACTUAL

210 AUDITING	30,000	30,000	30,000	30,000
223 INSURANCE-SURETY BONDS	352	500	500	500
225 INSURANCE-AUTOMOBILES	77,013	130,000	95,000	94,000
227 INSURANCE-REAL PROPERTY	80,601	104,000	109,000	124,000
228 INSURANCE-CLAIMS & DEDUCTIBLES	23,787	30,000	38,000	40,000
229 INSURANCE-LIABILITY	52,817	71,000	71,000	77,000
231 SERVICE MAINTENANCE CONTRACTS	83,748	88,200	88,200	92,500
233 NEWSPAPER NOTICES - ADVERTISING	200	1,200	1,200	1,200
235 BANK CHARGES	666	5,000	5,000	2,000
240 EQUIPMENT REPAIRS	404	500	500	500
242 EQUIPMENT RENTAL & LEASE	1,803	42,500	42,500	42,500

<i>CONTRACTUAL Totals</i>	351,390	502,900	480,900	504,200
---------------------------	---------	---------	---------	---------

SUPPLIES

301 OFFICE SUPPLIES	2,037	2,000	2,000	2,000
305 COPY MACHINE SUPPLIES	32,543	42,000	42,000	42,000
307 POSTAGE	17,643	18,000	18,000	18,000
310 PRINTING & BINDING	1,509	1,500	1,500	1,500
347 GENERAL MAINTENANCE SUPPLIES	469	750	750	750

<i>SUPPLIES Totals</i>	54,201	64,250	64,250	64,250
------------------------	--------	--------	--------	--------

Fund	Department	Division
01 General Fund	15 Finance	11 Fiscal Services

G/L Account	2022 Actual Amount	2023 Adopted Budget	2023 Amended Budget	2024 City Manager Approved
<i>OPERATIONS</i>				
410 DUES & SUBSCRIPTIONS	433	2,500	2,500	2,500
415 RECRUITING EXPENSES	823	-	-	-
430 TUITION & TRAINING	1,624	2,500	2,500	2,500
436 TRAVEL	2,987	4,000	4,000	4,000
<i>OPERATIONS Totals</i>	5,866	9,000	9,000	9,000
<i>UTILITIES</i>				
507 CELLULAR TELEPHONE	1,222	1,250	1,250	1,250
<i>UTILITIES Totals</i>	1,222	1,250	1,250	1,250
FINANCE Totals	768,490	1,146,200	1,164,200	1,153,100

DIVISION SUMMARY

Fund	Department	Division
01 General	15 Finance	15 Municipal Court

Expenditure Summary

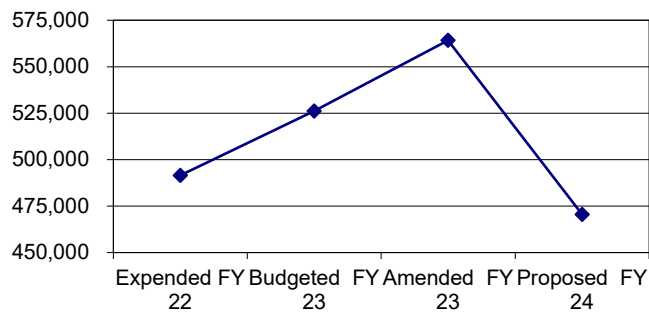
	Actual 21-22	Budgeted 22-23	Amended 22-23	Proposed 23-24
Personnel	354,823	387,900	425,900	331,200
Contractual	128,182	128,500	128,500	129,600
Supplies	4,295	4,750	4,750	4,750
Operational	4,224	5,000	5,000	5,000
Total	491,523	526,150	564,150	470,550

Personnel Schedule

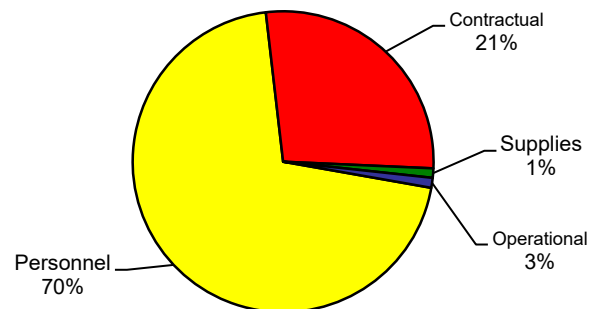
<u>Position</u>	<u>Classification</u>	<u>FY 23 Approved</u>	<u>FY 24 Proposed</u>
Municipal Court Clerk Supervisor	23	1	1
Lead Court Clerk	16	1	0
Juvenile Case Manager	16	-	0.5
Deputy Municipal Court Clerk II	14	3	3

Activity Trends

Financial History



FY 24 Expenditures by Category



Fund	Department	Division
01 General Fund	15 Finance	15 Municipal Court

G/L Account	2022 Actual Amount	2023 Adopted Budget	2023 Amended Budget	2024 City Manager Approved
--------------------	-----------------------------------	------------------------------------	------------------------------------	---

PERSONNEL SERVICES

100 SALARIES & WAGES	281,594	307,400	345,400	268,600
109 SALARIES & WAGES-OVERTIME	7	1,000	1,000	500
113 EDUCATION/CERTIFICATE PAY	1,223	1,200	1,200	1,200
114 LONGEVITY PAY	4,140	4,450	4,450	2,850
120 FICA & MEDICARE EXPENSE	20,690	23,550	23,550	20,550
122 T.M.R.S. RETIREMENT EXPENSE	47,169	50,300	50,300	37,500

<i>PERSONNEL SERVICES Totals</i>	354,823	387,900	425,900	331,200
----------------------------------	---------	---------	---------	---------

CONTRACTUAL

211 LEGAL	98,706	100,000	100,000	100,000
231 SERVICE MAINTENANCE CONTRACTS	24,838	27,500	27,500	28,600
240 EQUIPMENT REPAIRS	364	500	500	500
242 EQUIPMENT RENTAL & LEASE	4,274	500	500	500

<i>CONTRACTUAL Totals</i>	128,182	128,500	128,500	129,600
---------------------------	---------	---------	---------	---------

SUPPLIES

301 OFFICE SUPPLIES	1,509	1,500	1,500	1,750
310 PRINTING & BINDING	2,160	2,500	2,500	2,250
347 GENERAL MAINTENANCE SUPPLIES	626	750	750	750

<i>SUPPLIES Totals</i>	4,295	4,750	4,750	4,750
------------------------	-------	-------	-------	-------

OPERATIONS

407 JURY EXPENSE	420	1,000	1,000	1,000
410 DUES & SUBSCRIPTIONS	300	500	500	500
415 RECRUITING EXPENSES	53	-	-	-
430 TUITION & TRAINING	1,890	1,000	1,000	1,000
436 TRAVEL	1,561	2,500	2,500	2,500

<i>OPERATIONS Totals</i>	4,224	5,000	5,000	5,000
--------------------------	-------	-------	-------	-------

MUNICIPAL COURT Totals	491,523	526,150	564,150	470,550
-------------------------------	----------------	----------------	----------------	----------------

DIVISION SUMMARY

Fund	Department	Division
01 General	20 Fire	25 Fire Operations

Expenditure Summary

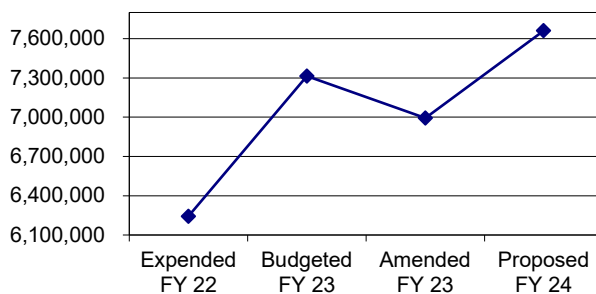
	Actual 21-22	Budgeted 22-23	Amended 22-23	Proposed 23-24
Personnel	5,748,110	6,295,200	6,416,200	6,674,350
Contractual	315,742	243,000	293,000	278,950
Supplies	134,742	161,650	163,150	153,650
Operational	41,330	49,500	56,500	49,000
Utilities	3,900	4,300	4,300	4,300
Capital	-	560,000	60,000	500,000
Total	6,243,824	7,313,650	6,993,150	7,660,250

Personnel Schedule

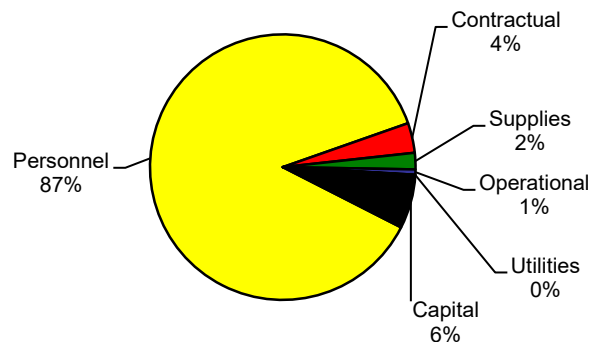
<u>Position</u>	<u>Classification</u>	<u>FY 23 Approved</u>	<u>FY 24 Proposed</u>
Fire Chief	-	1	1
Assistant Fire Chief	34	1	1
Batallion Chief	F9	1	1
Captain/Drivers	F8	12	12
Driver/Engineer	F6	12	12
Firefighter	F5	21	21
Administrative Assistant	15	1	1
Volunteer Firefighters/PT Drivers	-	49	49

Activity Trends

Financial History



FY 24 Expenditures by Category



Fund	Department	Division
01 General Fund	20 Fire	25 Fire Operations

G/L Account	2022 Actual Amount	2023 Adopted Budget	2023 Amended Budget	2024 City Manager Approved
-------------	--------------------	---------------------	---------------------	----------------------------

PERSONNEL SERVICES

100 SALARIES & WAGES	4,016,046	4,560,350	4,560,350	4,833,100
109 SALARIES & WAGES-OVERTIME	449,032	379,000	415,000	424,000

Notes:	Additional overtime
Requesting an additional 48 hours to cover backfill for 1 member to attend the Texas Fire Chiefs Association Battalion Chiefs Academy. 30 additional hours for 6 new members to attend annual multi-company drills. Also will need additional time (Holiday Premium Pay, potential FML, and potential Sick Leave) for 6 additional personnel.	
CITY MANAGER'S COMMENTS: Approved	

113 EDUCATION/CERTIFICATE PAY	65,571	83,200	83,200	85,050
114 LONGEVITY PAY	48,345	52,000	52,000	-
115 VOLUNTEER-INCENTIVE PAY	82,228	85,000	85,000	90,000

Notes:	Increased Volunteer Compensation
The maximum amount that volunteers can receive in a year recently increased.	
CITY MANAGER'S COMMENTS: Approved	

120 FICA & MEDICARE EXPENSE	346,351	395,450	380,450	413,200
122 T.M.R.S. RETIREMENT EXPENSE	733,417	725,200	825,200	814,600
126 VOLUNTEER PENSION	7,120	15,000	15,000	14,400

<i>PERSONNEL SERVICES Totals</i>	5,748,110	6,295,200	6,416,200	6,674,350
----------------------------------	-----------	-----------	-----------	-----------

CONTRACTUAL

222 DISABILITY INSURANCE	35,322	35,000	35,000	35,500
231 SERVICE MAINTENANCE CONTRACTS	84,348	77,650	77,650	91,000

Notes:	Health Assessments
The department has used a local hospital group to perform health assessments on our firefighters. They are closing this service and we are in search of a new vendor for this purpose. We are finding that we will have an increase in price of about \$10,000 per year for this service.	
CITY MANAGER'S COMMENTS: Approved	

237 UNIFORM SERVICE	2,947	2,100	2,100	2,500
240 EQUIPMENT REPAIRS	17,066	16,500	16,500	21,850

Notes:	Price Increase
We saw a 28% increase per year from 2020 to 2022, and we are currently projecting an even bigger increase for 2023. Recommend a 28% increase over actual expenses from FY'22.	
CITY MANAGER'S COMMENTS: Approved	

Fund	Department	Division
01 General Fund	20 Fire	25 Fire Operations

G/L Account	2022 Actual Amount	2023 Adopted Budget	2023 Amended Budget	2024 City Manager Approved
242 EQUIPMENT RENTAL & LEASE	3,046	2,500	2,500	2,500
246 VEHICLE REPAIRS	173,014	109,250	159,250	125,600

Notes:	Increased Repair Costs
Over the past 5 years we have averaged approximately \$118,000 in repairs, with FY'22 and '23 seeing significant increases over previous years (and costs well above average). Recommend an increase of 15% over adopted FY'23 amount in an attempt to keep up with expenses.	
CITY MANAGER'S COMMENTS: Approved	

<i>CONTRACTUAL Totals</i>	315,742	243,000	293,000	278,950
---------------------------	---------	---------	---------	---------

SUPPLIES

301 OFFICE SUPPLIES	1,299	1,500	1,500	1,500
310 PRINTING & BINDING	-	300	300	300
321 UNIFORMS	16,053	17,950	19,450	17,950
323 SMALL TOOLS	479	3,000	3,000	3,000
331 FUEL & LUBRICANTS	70,287	85,000	85,000	77,000
347 GENERAL MAINTENANCE SUPPLIES	5,679	9,900	9,900	9,900
379 FIRE FIGHTING SUPPLIES	40,946	44,000	44,000	44,000
<i>SUPPLIES Totals</i>	134,742	161,650	163,150	153,650

OPERATIONS

410 DUES & SUBSCRIPTIONS	11,683	13,600	13,600	13,100
415 RECRUITING EXPENSES	780	2,000	2,000	2,000
430 TUITION & TRAINING	16,999	22,000	22,000	22,000
436 TRAVEL	11,867	11,900	18,900	11,900
<i>OPERATIONS Totals</i>	41,330	49,500	56,500	49,000

UTILITIES

507 CELLULAR TELEPHONE	3,900	4,300	4,300	4,300
<i>UTILITIES Totals</i>	3,900	4,300	4,300	4,300

Fund	Department	Division
01 General Fund	20 Fire	25 Fire Operations

G/L Account	2022 Actual Amount	2023 Adopted Budget	2023 Amended Budget	2024 City Manager Approved
-------------	--------------------------	---------------------------	---------------------------	----------------------------------

CAPITAL

621 FIELD MACHINERY & EQUIPMENT	-	500,000	-	500,000
---------------------------------	---	---------	---	---------

Notes:	Grant Match - SCBA Fill Station
<p>Requesting \$50,000 for a grant match for a replacement mobile SCBA fill station. Expenditure would be dependent on the receipt of a grant to purchase a vehicle-mounted mobile air fill station (replacing the current 2005 trailer-mounted system) that could also be used in lieu of station-mounted fill stations currently located at stations 2, 3, and 4 as those systems need to be replaced in the future. We had intended to apply for the grant in FY2023 but missed notification that applications were being accepted.</p> <p>Total Cost: \$500,000 Grant Match \$50,000</p> <p>CITY MANAGER'S COMMENTS: Approved from General Fund Reserves</p>	

623 VEHICLES	-	60,000	60,000	-
<i>CAPITAL Totals</i>		-	560,000	500,000

FIRE OPERATIONS Totals	6,243,824	7,313,650	6,993,150	7,660,250
-------------------------------	------------------	------------------	------------------	------------------

DIVISION SUMMARY

Fund	Department	Division
01 General	20 Fire	29 Fire Marshal

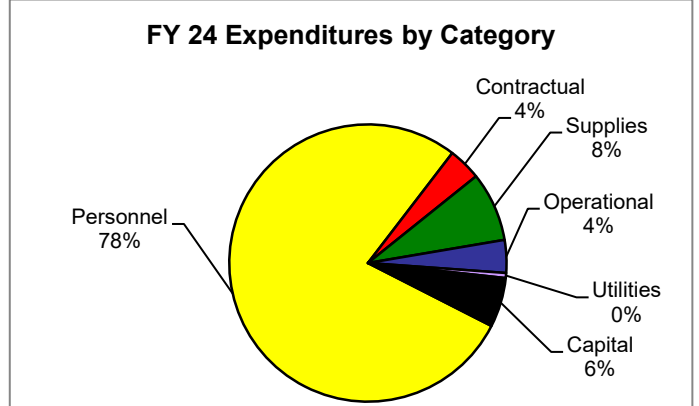
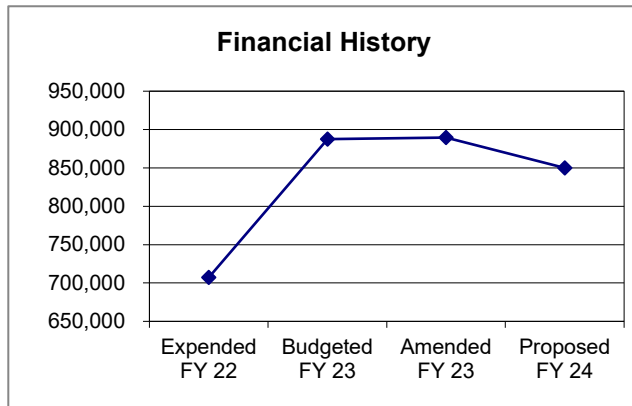
Expenditure Summary

	Actual 21-22	Budgeted 22-23	Amended 22-23	Proposed 23-24
Personnel	601,608	640,000	640,000	662,200
Contractual	29,507	29,000	29,000	32,500
Supplies	55,523	74,900	76,900	68,700
Operational	13,978	28,000	28,000	32,500
Utilities	4,888	5,000	5,000	5,000
Capital	1,700	110,650	110,650	49,000
Total	707,205	887,550	889,550	849,900

Personnel Schedule

Position	Classification	FY 23 Approved	FY 24 Proposed
Fire Marshal	34	1	1
Senior Fire Inspector-Captain	FM8	1	1
Fire Inspector/Investigator/Educator	FM6	2	2
Fire Marshal's Office Coordinator	12	1	1

Activity Trends



Fund	Department	Division
01 General Fund	20 Fire	29 Fire Marshal

G/L Account	2022 Actual Amount	2023 Adopted Budget	2023 Amended Budget	2024 City Manager Approved
-------------	--------------------	---------------------	---------------------	----------------------------

PERSONNEL SERVICES

100 SALARIES & WAGES	465,616	499,300	499,300	518,750
----------------------	---------	---------	---------	---------

Notes:	New Fire inspector Position
<p>We are requesting funding for the establishment of a new Fire Inspector position within our organization.</p> <p>In addition to inspection efforts during new construction and occupancy, fire inspections permit us to take a proactive approach to identify fire hazards, educate property owners on fire safety practices, and enforce appropriate preventive measures in existing occupancies. Since 2004, the number of fire inspectors has remained the same despite the increase in the number of buildings and facilities under our jurisdiction, resulting in a higher demand for fire inspections. Based on our Community Risk Assessment, we have adopted a risk-based fire inspection model that recommends low-hazard occupancies be inspected every three years, moderate-hazard occupancies every two years, and high-hazard occupancies and critical infrastructure every year. According to this model, more than fifty percent of each hazard category is overdue for inspection. Approximately one thousand occupancies have not undergone a fire inspection in over five years. Our current fire inspectors are predominantly focused on conducting new construction and state-mandated inspections as a result of rapid growth and construction. Even with this limited purview, appointment availability for fire inspections is nearly two weeks out.</p> <p>While the addition of company officers conducting low-hazard occupancy inspections will expedite the initial and first follow-up (reinspection) inspections, any additional follow-up or enforcement actions will be the responsibility of the fire inspectors, thereby increasing their workload.</p> <p>By creating a new Fire Inspector position, we can effectively manage the increased load and ensure that all properties are inspected in accordance with our Community Risk Assessment in a timely manner. This proactive approach will substantially reduce the risk of fire-related incidents, thereby protecting our residents' lives and property.</p> <p>\$79,900 Salary and Benefits 3,975 Hardware - Software 1,250 Cellphone 4,500 Radio 55,000 Vehicle \$144,625 Total first year</p> <p>CITY MANAGER'S COMMENTS: Disapproved</p>	

109 SALARIES & WAGES-OVERTIME	9,953	10,000	10,000	10,000
113 EDUCATION/CERTIFICATE PAY	7,201	8,200	8,200	8,200
114 LONGEVITY PAY	2,735	3,000	3,000	2,900
120 FICA & MEDICARE EXPENSE	36,383	37,650	37,650	39,850
122 T.M.R.S. RETIREMENT EXPENSE	79,720	81,850	81,850	82,500

PERSONNEL SERVICES Totals	601,608	640,000	640,000	662,200
---------------------------	---------	---------	---------	---------

Fund	Department	Division
01 General Fund	20 Fire	29 Fire Marshal

G/L Account	2022 Actual Amount	2023 Adopted Budget	2023 Amended Budget	2024 City Manager Approved
-------------	--------------------	---------------------	---------------------	----------------------------

CONTRACTUAL

231	SERVICE MAINTENANCE CONTRACTS	16,690	16,500	16,500	20,000
-----	-------------------------------	--------	--------	--------	--------

Notes:	Crew Force Software
<p>\$2400 added to provide Crew Force on current Fire Investigator's iPads to provide access to live CAD data directly from the app. Accessible information includes access to call type and details, routing information, alerts regarding people and locations, access to pre-plan information, and updated, real-time call narratives. After the first year, this cost will drop down to \$100 per person/year.</p>	
<p>CITY MANAGER'S COMMENTS: Approved</p>	

237	UNIFORM SERVICE	1,264	3,500	3,500	3,500
240	EQUIPMENT REPAIRS	340	500	500	500
242	EQUIPMENT RENTAL & LEASE	2,977	1,000	1,000	1,000
246	VEHICLE REPAIRS	8,237	7,000	7,000	7,000
261	CRIME SCENE SERVICES	-	500	500	500
<i>CONTRACTUAL Totals</i>		<u>29,507</u>	<u>29,000</u>	<u>29,000</u>	<u>32,500</u>

SUPPLIES

301	OFFICE SUPPLIES	1,478	1,500	1,500	1,500
310	PRINTING & BINDING	669	2,000	2,000	2,000
321	UNIFORMS	3,266	3,500	3,500	3,500
331	FUEL & LUBRICANTS	12,160	15,000	15,000	15,000
347	GENERAL MAINTENANCE SUPPLIES	39	500	500	500
373	INVESTIGATION SUPPLIES	2,054	3,000	3,000	3,000
374	EXPLORER PROGRAM SUPPLIES	5,475	20,400	20,400	14,200
376	CANINE EXPENSE	3,560	3,500	5,500	3,500
378	FIRE PREVENTION SUPPLIES	17,882	23,500	23,500	23,500
379	FIRE FIGHTING SUPPLIES	8,941	2,000	2,000	2,000
<i>SUPPLIES Totals</i>		<u>55,523</u>	<u>74,900</u>	<u>76,900</u>	<u>68,700</u>

OPERATIONS

410	DUES & SUBSCRIPTIONS	3,898	3,000	3,000	3,000
415	RECRUITING EXPENSES	53	-	-	-
420	AWARDS	-	5,000	5,000	7,500

Notes:	\$2500 added to award
<p>Adding \$2500 to cover the rising cost to host our awards banquet. Last year's expenses were \$9,626.12. We are anticipating the ability to solicit donations to cover any additional expenses this coming year.</p>	
<p>CITY MANAGER'S COMMENTS: Approved</p>	

Fund	Department	Division
01 General Fund	20 Fire	29 Fire Marshal

G/L Account	2022 Actual Amount	2023 Adopted Budget	2023 Amended Budget	2024 City Manager Approved
430 TUITION & TRAINING	3,339	7,000	7,000	7,000
436 TRAVEL	6,689	13,000	13,000	15,000

Notes:	\$2000 increase for travel
\$2000 increase to cover rising travel costs associated with the required continuing education training of our fire investigators/inspectors.	
CITY MANAGER'S COMMENTS: Approved	

OPERATIONS Totals 13,978 28,000 28,000 32,500

UTILITIES

507 CELLULAR TELEPHONE	4,888	5,000	5,000	5,000
<i>UTILITIES Totals</i>	<u>4,888</u>	<u>5,000</u>	<u>5,000</u>	<u>5,000</u>

CAPITAL

623 VEHICLES	1,700	110,650	110,650	49,000
--------------	-------	---------	---------	--------

Notes:	Vehicle requests
<p>Vehicle #1: Replacement Unit -\$49,000 (Buy Board) 2024(25) Ford Explorer PPV, race red Vehicle equipment and markings for 2024 Ford Explorer: \$11,000 (Pursuit Safety) Replacement for Unit 803 that is a 2015 Tahoe. The Buy Board representative has advised that this vehicle would take approximately 16 to 18 months before delivery. This Unit will be used by the Fire Marshal as an emergency response vehicle and daily transportation for City business.</p> <p>Vehicle #2: Additional Unit -\$55,000 (Buy Board) 2024(25) Ford F250 extended cab short bed 4x4 truck, race red. Vehicle equipment and markings for F250: \$11,000 (Pursuit Safety) Mobile vehicle radio: \$5,500 This would be an added vehicle to the Fire Marshal Division for the use in public education events and would be equipped to pull the smoke trailer and large education trailer. The current vehicles in the Fire Marshals Division are not equipped to pull the large loads of these two trailers. Buy Board representative has advised that this vehicle would take approximately 16 to 18 months before delivery. This vehicle would also allow for an available addition vehicle for the proposed new fire inspector position.</p> <p>Total vehicle budget requested is \$131,500. This amount includes all emergency equipment, graphics and radios.</p> <p>CITY MANAGER'S COMMENTS: Vehicle #1 is Approved from General Fund Reserves. Vehicle #2 is Disapproved</p>	

CAPITAL Totals 1,700 110,650 110,650 49,000

FIRE MARSHAL Totals	707,205	887,550	889,550	849,900
----------------------------	----------------	----------------	----------------	----------------

DIVISION SUMMARY

Fund	Department	Division
01 General	30 Police	31 Administration

Expenditure Summary

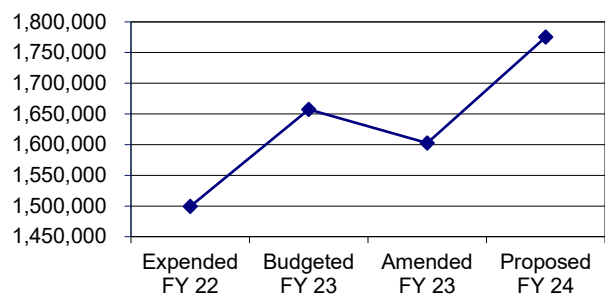
	Actual 21-22	Budgeted 22-23	Amended 22-23	Proposed 23-24
Personnel	1,305,220	1,401,600	1,346,600	1,517,050
Contractual	96,659	126,300	126,300	135,250
Supplies	26,350	31,500	31,500	23,500
Operational	61,357	89,150	89,150	89,150
Utilities	7,153	9,000	9,000	9,000
Capital	2,518	-	-	1,400
Total	1,499,256	1,657,550	1,602,550	1,775,350

Personnel Schedule

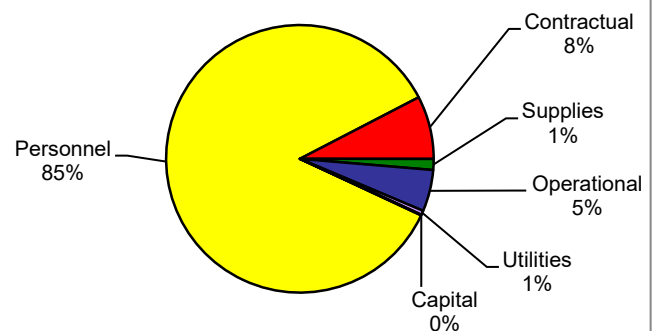
<u>Position</u>	<u>Classification</u>	<u>FY 23 Approved</u>	<u>FY 24 Proposed</u>
Police Chief	-	1	1
Assistant Police Chief	34	1	1
Captain	P9	1	1
Lieutenant	P8	4	5
Training Coordinator	P5	1	1
Executive Secretary	15	1	1

Activity Trends

Financial History



FY 24 Expenditures by Category



Fund	Department	Division
01 General Fund	30 Police	31 Administration

G/L Account	2022 Actual Amount	2023 Adopted Budget	2023 Amended Budget	2024 City Manager Approved
-------------	--------------------	---------------------	---------------------	----------------------------

PERSONNEL SERVICES

100 SALARIES & WAGES	970,046	1,084,700	994,700	1,163,200
----------------------	---------	-----------	---------	-----------

Notes:	Community Services Lieutenant
<p>Request the addition of a Police Lieutenant to supervise the Community Service’s Unit. This unit of the Police Department consists of sixteen (16) personnel two (2) sergeants, eleven (11) school resources officers, two (2) community service officers and the mental health peace officer (MHPO) who are responsible for policing all schools within the City of Rockwall, scheduling and managing all community events, outreach programs and the citizen volunteers, and responding to all mental health related calls. The two sergeants currently report to a Patrol Lieutenant, who is also tasked with overseeing all field operations and specialized units limiting the amount of time he can dedicate to the Community Service Unit’s needs.</p> <p>A dedicated Lieutenant would provide direct supervision and the ability to provide real time assisting in problem solving and development of solutions during critical incidents. In addition, they would have the capability to provide guidance and foster innovation within the existing school, community services and mental health units programs, while also strengthen the Department’s existing relationships with outside organizations and groups (e.g., Rockwall ISD, Law Enforcement Mental Health Association, etc.). Finally, Community Services Unit would have a dedicated command staff member to address their equipment, budgetary and training requirements. The Community Services Lieutenant will become critical as each of work groups (SROs, MHPO, Community Service Officers) expands to meet the needs of the City, the Police Department and Rockwall ISD.</p> <p>\$151,275 Salary and Benefits:</p> <p>,</p> <p>CITY MANAGER'S COMMENTS: Approved</p>	

109 SALARIES & WAGES-OVERTIME	60,672	35,000	70,000	35,000
113 EDUCATION/CERTIFICATE PAY	15,106	12,000	12,000	12,000
114 LONGEVITY PAY	8,195	11,400	11,400	10,250
120 FICA & MEDICARE EXPENSE	77,723	81,050	81,050	95,150
122 T.M.R.S. RETIREMENT EXPENSE	173,479	177,450	177,450	201,450

<i>PERSONNEL SERVICES Totals</i>	1,305,220	1,401,600	1,346,600	1,517,050
----------------------------------	-----------	-----------	-----------	-----------

Fund	Department	Division
01 General Fund	30 Police	31 Administration

G/L Account	2022 Actual Amount	2023 Adopted Budget	2023 Amended Budget	2024 City Manager Approved
--------------------	-----------------------------------	------------------------------------	------------------------------------	---

CONTRACTUAL

213	CONSULTING FEES	19,600	21,000	21,000	24,000
226	INSURANCE-LAW ENFORCEMENT	52,398	57,000	57,000	71,750
231	SERVICE MAINTENANCE CONTRACTS	792	20,800	20,800	12,000
237	UNIFORM SERVICE	1,973	2,000	2,000	2,000
240	EQUIPMENT REPAIRS	91	500	500	500
246	VEHICLE REPAIRS	14,287	15,000	15,000	15,000
263	COUNTY JAIL CONTRACT	5,952	10,000	10,000	10,000
265	MEDICAL SERVICES PRISONERS	1,566	-	-	-
<i>CONTRACTUAL Totals</i>		<u>96,659</u>	<u>126,300</u>	<u>126,300</u>	<u>135,250</u>

SUPPLIES

301	OFFICE SUPPLIES	1,595	1,500	1,500	1,500
310	PRINTING & BINDING	2,786	1,500	1,500	1,500
321	UNIFORMS	4,835	4,000	4,000	4,000
331	FUEL & LUBRICANTS	15,659	23,000	23,000	15,000
347	GENERAL MAINTENANCE SUPPLIES	1,475	1,500	1,500	1,500
<i>SUPPLIES Totals</i>		<u>26,350</u>	<u>31,500</u>	<u>31,500</u>	<u>23,500</u>

OPERATIONS

410	DUES & SUBSCRIPTIONS	5,261	5,500	5,500	5,500
415	RECRUITING EXPENSES	177	-	-	-
420	AWARDS	2,440	5,000	5,000	5,000
430	TUITION & TRAINING	39,577	63,400	63,400	63,400
436	TRAVEL	13,901	15,250	15,250	15,250
<i>OPERATIONS Totals</i>		<u>61,357</u>	<u>89,150</u>	<u>89,150</u>	<u>89,150</u>

Fund	Department	Division
01 General Fund	30 Police	31 Administration

G/L Account	2022 Actual Amount	2023 Adopted Budget	2023 Amended Budget	2024 City Manager Approved
--------------------	-----------------------------------	------------------------------------	------------------------------------	---

UTILITIES

507 CELLULAR TELEPHONE	7,153	9,000	9,000	9,000
<i>UTILITIES Totals</i>	7,153	9,000	9,000	9,000

CAPITAL

612 COMPUTER EQUIPMENT	2,518	-	-	1,400
<i>CAPITAL Totals</i>	2,518	-	-	1,400

POLICE ADMINISTRATION Totals	1,499,256	1,657,550	1,602,550	1,775,350
-------------------------------------	------------------	------------------	------------------	------------------

DIVISION SUMMARY

Fund	Department	Division
01 General	30 Police	32 Communications

Expenditure Summary

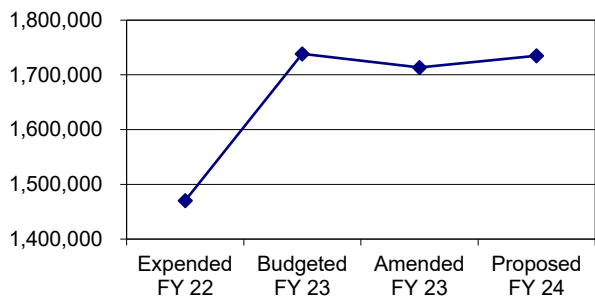
	Actual 21-22	Budgeted 22-23	Amended 22-23	Proposed 23-24
Personnel	1,104,518	1,297,700	1,272,700	1,307,750
Contractual	341,105	415,300	415,300	388,000
Supplies	4,840	7,450	7,450	7,450
Operational	12,533	13,150	13,150	27,100
Utilities	3,226	4,900	4,900	4,900
Capital	4,096	-	-	-
Total	1,470,317	1,738,500	1,713,500	1,735,200

Personnel Schedule

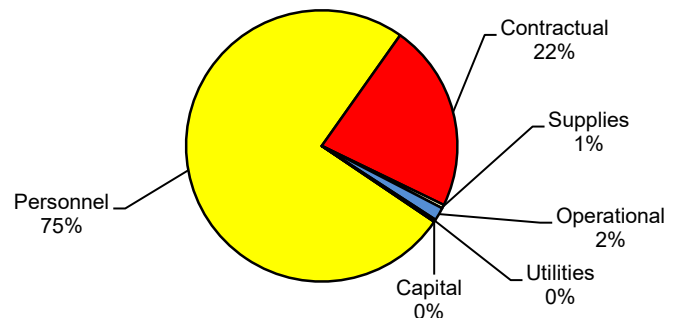
<u>Position</u>	Classification	<u>FY 23 Approved</u>	<u>FY 24 Proposed</u>
Communications Manager	23	1	1
Communications Supervisor	20	3	3
Communications Specialist	17	12	12

Activity Trends

Financial History



FY 24 Expenditures by Category



Fund	Department	Division
01 General Fund	30 Police	32 Communications

G/L Account	2022 Actual Amount	2023 Adopted Budget	2023 Amended Budget	2024 City Manager Approved
-------------	--------------------------	---------------------------	---------------------------	----------------------------------

PERSONNEL SERVICES

100 SALARIES & WAGES	695,768	964,400	824,400	987,650
109 SALARIES & WAGES-OVERTIME	186,343	90,000	205,000	100,000
113 EDUCATION/CERTIFICATE PAY	6,901	5,500	5,500	6,000
114 LONGEVITY PAY	4,310	6,200	6,200	5,250
120 FICA & MEDICARE EXPENSE	66,723	73,800	73,800	68,400
122 T.M.R.S. RETIREMENT EXPENSE	144,472	157,800	157,800	140,450
<i>PERSONNEL SERVICES Totals</i>	1,104,518	1,297,700	1,272,700	1,307,750

CONTRACTUAL

231 SERVICE MAINTENANCE CONTRACTS	341,105	415,300	415,300	388,000
<i>CONTRACTUAL Totals</i>	341,105	415,300	415,300	388,000

SUPPLIES

301 OFFICE SUPPLIES	599	900	900	900
310 PRINTING & BINDING	75	100	100	100
321 UNIFORMS	3,368	4,750	4,750	4,750
347 GENERAL MAINTENANCE SUPPLIES	798	1,700	1,700	1,700
<i>SUPPLIES Totals</i>	4,840	7,450	7,450	7,450

OPERATIONS

410 DUES & SUBSCRIPTIONS	1,690	1,000	1,000	-
415 RECRUITING EXPENSES	2,081	3,300	3,300	3,300
430 TUITION & TRAINING	4,254	4,350	4,350	19,300

Notes:	Required Training
An increase of \$15,000 to this line item to offset the expense of newly mandated training by the State of Texas. The increase will allow Telecommunicators to attend work related conferences and supervisors to attend leadership training.	
CITY MANAGER'S COMMENTS: Approved	

436 TRAVEL	4,507	4,500	4,500	4,500
<i>OPERATIONS Totals</i>	12,533	13,150	13,150	27,100

Fund	Department	Division
01 General Fund	30 Police	32 Communications

G/L Account	2022 Actual Amount	2023 Adopted Budget	2023 Amended Budget	2024 City Manager Approved
<i>UTILITIES</i>				
507 CELLULAR TELEPHONE	3,226	4,900	4,900	4,900
<i>UTILITIES Totals</i>	3,226	4,900	4,900	4,900
<i>CAPITAL</i>				
612 COMPUTER EQUIPMENT	4,096	-	-	-
<i>CAPITAL Totals</i>	4,096	-	-	-
COMMUNICATIONS Totals	1,470,317	1,738,500	1,713,500	1,735,200

DIVISION SUMMARY

Fund	Department	Division
01 General	30 Police	33 Patrol

Expenditure Summary

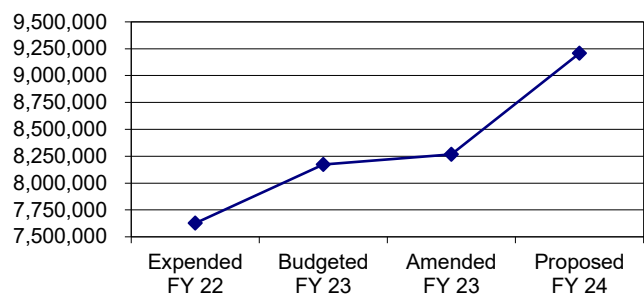
	Actual 21-22	Budgeted 22-23	Amended 22-23	Proposed 23-24
Personnel	6,151,947	6,674,250	6,768,250	6,855,350
Contractual	208,334	157,000	157,000	157,000
Supplies	415,271	547,550	547,550	524,050
Operational	98,278	86,000	86,000	86,000
Utilities	14,043	15,950	15,950	19,950
Capital	738,884	691,000	691,000	1,566,250
Total	7,626,757	8,171,750	8,265,750	9,208,600

Personnel Schedule

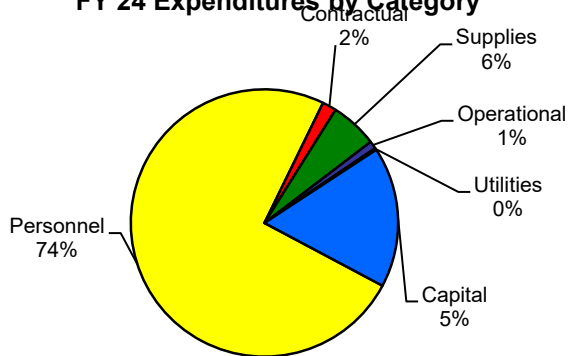
Position	Classification	FY 23 Approved	FY 24 Proposed
Patrol Sergeant	P7	7	7
Patrol Officer	P5	48	48
Crime Analyst	19	1	1

Activity Trends

Financial History



FY 24 Expenditures by Category



Fund	Department	Division
01 General Fund	30 Police	33 Patrol

G/L Account	2022 Actual Amount	2023 Adopted Budget	2023 Amended Budget	2024 City Manager Approved
--------------------	---------------------------	----------------------------	----------------------------	-----------------------------------

PERSONNEL SERVICES

100 SALARIES & WAGES	4,275,982	4,965,800	4,715,800	5,149,850
108 OVERTIME-STEP	31,549	80,000	80,000	50,000
109 SALARIES & WAGES-OVERTIME	564,296	350,000	590,000	350,000
113 EDUCATION/CERTIFICATE PAY	53,292	56,400	56,400	60,000
114 LONGEVITY PAY	21,763	24,900	24,900	22,100
120 FICA & MEDICARE EXPENSE	375,145	381,450	405,450	403,950
122 T.M.R.S. RETIREMENT EXPENSE	829,920	815,700	895,700	819,450

PERSONNEL SERVICES Totals 6,151,947 6,674,250 6,768,250 6,855,350

CONTRACTUAL

240 EQUIPMENT REPAIRS	4,805	6,000	6,000	6,000
242 EQUIPMENT RENTAL & LEASE	4,434	1,000	1,000	1,000
246 VEHICLE REPAIRS	199,095	150,000	150,000	150,000

CONTRACTUAL Totals 208,334 157,000 157,000 157,000

SUPPLIES

301 OFFICE SUPPLIES	951	1,000	1,000	1,000
310 PRINTING & BINDING	1,506	3,900	3,900	3,900
315 TRAINING SUPPLIES	40,133	71,000	71,000	85,000

Notes:	Police Training Supplies
<p>We request a \$14,000 increase to the yearly recurring training supplies budget. Ammunition, simunition, and less-lethal munitions have significantly increased in price over the past two years along with freight shipping rates. Ammunition requirements for the police academy have also increased over the past two years. The training supplies budget has not seen an increase during this time.</p> <p>CITY MANAGER'S COMMENTS: <i>Approved</i></p>	

321 UNIFORMS	129,211	188,250	188,250	188,250
331 FUEL & LUBRICANTS	214,297	250,000	250,000	210,000
347 GENERAL MAINTENANCE SUPPLIES	18,194	13,400	13,400	15,900

Notes:	Drone Maintenance Funds
<p>We request an additional \$2500 in recurring funds for routine drone maintenance. These funds will be utilized to purchase replacement batteries, parts, and pay for minor repairs. Drone batteries with heavy use quickly diminish in capacity and flight time. Drones also require regular replacement of propellers to ensure safe operation.</p> <p>CITY MANAGER'S COMMENTS: <i>Approved</i></p>	

Fund	Department	Division
01 General Fund	30 Police	33 Patrol

G/L Account	2022 Actual Amount	2023 Adopted Budget	2023 Amended Budget	2024 City Manager Approved
--------------------	-----------------------------------	------------------------------------	------------------------------------	---

374 POLICE EXPLORER PROGRAM	7,108	10,000	10,000	10,000
376 POLICE CANINE EXPENSE	3,872	10,000	10,000	10,000
<i>SUPPLIES Totals</i>	415,271	547,550	547,550	524,050

OPERATIONS

410 DUES & SUBSCRIPTIONS	1,632	500	500	500
415 RECRUITING EXPENSES	19,058	15,500	15,500	15,500
430 TUITION & TRAINING	50,477	50,000	50,000	50,000
436 TRAVEL	27,111	20,000	20,000	20,000
<i>OPERATIONS Totals</i>	98,278	86,000	86,000	86,000

UTILITIES

507 CELLULAR TELEPHONE	14,043	15,950	15,950	19,950
------------------------	--------	--------	--------	--------

Notes:	Cellular Phones for Traffic
The Patrol Division is requesting \$3,400 for 4 cellular phone packages. These phones will be issued to the officers assigned to the Traffic Unit. Officers assigned to the Traffic Unit are classified as Investigators due to their responsibilities for conducting fatal crash investigations and criminal investigations related to motor vehicles.	
CITY MANAGER'S COMMENTS: Approved	

Notes:	Crisis Negotiation Phone Line
We request an additional \$600 in recurring expenses for the addition of a cellular phone. The additional cellular phone will be utilized primarily for crisis negotiators but can secondarily serve patrol and narcotics functions where it is critical calls and text messages are recorded.	
CITY MANAGER'S COMMENTS: Approved	

<i>UTILITIES Totals</i>	14,043	15,950	15,950	19,950
-------------------------	--------	--------	--------	--------

Fund	Department	Division
01 General Fund	30 Police	33 Patrol

G/L Account	2022 Actual Amount	2023 Adopted Budget	2023 Amended Budget	2024 City Manager Approved
-------------	--------------------	---------------------	---------------------	----------------------------

CAPITAL

623 VEHICLES	659,281	660,000	660,000	1,114,000
--------------	---------	---------	---------	-----------

Notes:	Motorcycle for Traffic Unit
<p>The Traffic Unit is requesting \$61,000 to purchase a new Harley Davidson motorcycle. This motorcycle will replace a 2017 model with high mileage (34,718 miles) that sustained extensive damage during a training class. Due to the age, mileage, and estimated cost of repair, the unit must be rotated out of service. The purchase price for the motorcycle with emergency equipment and graphics is \$55,434.38. An additional 10% has been added according to the buy board contract to account for a potential increase in pricing.</p> <p>CITY MANAGER'S COMMENTS: Approved from General Fund Reserves</p>	

Notes:	Patrol Vehicles, Equip, Upfit
<p>\$1,053,890 for (10) New Patrol Vehicles (5) Tahoe's and (5) Explorer's. The request includes the purchase cost of vehicles, \$536,525, and the required equipment and up-fitting costs, \$516,475.</p> <p>The requested Community Services Lieutenant will require a vehicle.</p> <p>Increasing police vehicle longevity, maintaining a functioning, reliable fleet, and instituting a Take Home Vehicle (THV) program has proven and becomes more difficult with this proposition. Supply Chain and Service Provider workforce issues has continued to inhibit this goal while taxing an aging police fleet operated around the clock resulting in increased overall fleet mileage on newer vehicles and mechanical failures.</p> <p>The addition of (10) new patrol vehicles will help with all aspects of fleet maintenance while also allowing the department progress in instituting the THV.</p> <p>CITY MANAGER'S COMMENTS: Approved from General Fund Reserves</p>	

624 POLICE EQUIPMENT	69,888	16,000	16,000	452,250
----------------------	--------	--------	--------	---------

Notes:	T10 Tasers for Officers
<p>\$432,260 for the replacement program in order to purchase 100 T10 Taser Less than Lethal Systems. The T-10 is an electroshock less than lethal weapon that utilizes a dart system to connect and deliver electric current to disrupt voluntary control of muscles which temporarily causes "neuromuscular incapacitation." The Taser program has seen great success in deescalating volatile situations and combative subjects while reducing overall injuries and civil liability. We currently issue officers the Taser X2, which was developed in 2011 and is considered outdated technology and is no longer a viable option due to it being discontinued. Further, our current Tasers have begun to see failures in batteries and handles due to their age and will fully exceed their useful life cycle and warranty in October 2023. The project delivery schedule for the T10 is currently May of 2024 placing the age of the current Tasers at more than five and half years. The Axon contract will spread out the cost of the Taser program over 5 years and provides all Tasers, holsters, an unlimited supply of training, certification, and live cartridges, a Taser training suit, instructor certifications, a 5 Year Warrant, technical supports, and a \$10 million-dollar liability insurance policy.</p> <p>CITY MANAGER'S COMMENTS: Approved from General Fund Reserves</p>	

624 SWAT EQUIPMENT	9,714	15,000	15,000	-
--------------------	-------	--------	--------	---

CAPITAL Totals 738,884 691,000 691,000 1,566,250

PATROL Totals	7,626,757	8,171,750	8,265,750	9,208,600
----------------------	------------------	------------------	------------------	------------------

DIVISION SUMMARY

Fund	Department	Division
01 General	30 Police	34 CID

Expenditure Summary

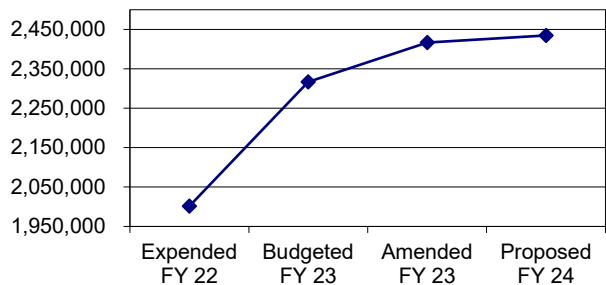
	Actual 21-22	Budgeted 22-23	Amended 22-23	Proposed 23-24
Personnel	1,721,263	2,002,200	2,092,200	2,184,200
Contractual	88,856	124,600	132,100	159,450
Supplies	46,730	50,800	53,300	55,800
Operational	23,744	17,800	17,800	21,500
Utilities	12,298	19,550	19,550	12,350
Capital	108,636	101,500	101,500	1,400
Total	2,001,527	2,316,450	2,416,450	2,434,700

Personnel Schedule

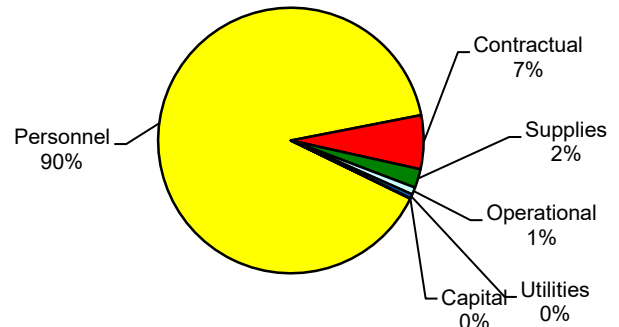
<u>Position</u>	Classification	<u>FY 23 Approved</u>	<u>FY 24 Proposed</u>
Sergeant	P7	3	3
Investigator	P5	8	8
Investigator - Narcotics	P5	4	4
Administrative Assistant	12	-	1
Public Safety Officer/Crime Scene Tech.	14	1	1
Property and Evidence Technician	14	1	1

Activity Trends

Financial History



FY 24 Expenditures by Category



Fund	Department	Division
01 General Fund	30 Police	34 Criminal Investigation

G/L Account	2022 Actual Amount	2023 Adopted Budget	2023 Amended Budget	2024 City Manager Approved
-------------	--------------------	---------------------	---------------------	----------------------------

PERSONNEL SERVICES

100 SALARIES & WAGES	1,219,992	1,507,400	1,467,400	1,650,450
----------------------	-----------	-----------	-----------	-----------

Notes:	Administrative Assistant
<p>The Criminal Investigation Division is requesting to add a civilian Administrative Assistant to the Department. While the position will tentatively report to the Criminal Investigation Division Lieutenant, it will also serve the Patrol Division with administrative functions currently handled by officers, detectives, records staff, supervisors and managers. This position will allow those personnel to focus on primary functions related to their job. Anticipated job duties will include: answering general questions via phone and email for officers and detectives related to calls for service/active cases, manage paperwork and workflows related to hiring/onboarding, help manage training and personnel records, create agendas for and take minutes at various divisional meetings, coordinate the collection and submission of timesheets to finance, prepare check requests and purchase orders as needed, and other job-related functions.</p> <p>\$60,565 Salary and Benefits \$ 1,400 Computer</p> <p>CITY MANAGER'S COMMENTS: Approved</p>	

Notes:	Crime Scene Technician
<p>The Criminal Investigation Division is requesting to add a non-sworn Crime Scene Technician position. The position will report to the Criminal Investigation Division Sergeant but serve as a resource for the entire department. Historically, officers and/or detectives were solely responsible for processing their own scenes. In recent years, the department has developed a contingent of patrol officers/detectives who were selected as a Crime Scene Response Team. However, this has significant limitations and is contingent on call/case load and manpower and has significant overtime costs associated. Internal examination of calls for service and case reports identified approximately 130 scenes where a dedicated Crime Scene Technician would have been routed to gather evidence.</p> <p>\$65,800 Salary and Benefits \$1,200 Cell phone \$1,400</p> <p>CITY MANAGER'S COMMENTS: Disapproved</p>	

109 SALARIES & WAGES-OVERTIME	145,758	98,600	190,600	100,000
113 EDUCATION/CERTIFICATE PAY	23,715	21,700	21,700	22,000
114 LONGEVITY PAY	11,530	12,600	12,600	15,050
120 FICA & MEDICARE EXPENSE	99,537	115,300	125,300	127,250
122 T.M.R.S. RETIREMENT EXPENSE	220,732	246,600	274,600	269,450

<i>PERSONNEL SERVICES Totals</i>	<u>1,721,263</u>	<u>2,002,200</u>	<u>2,092,200</u>	<u>2,184,200</u>
----------------------------------	------------------	------------------	------------------	------------------

Fund	Department	Division
01 General Fund	30 Police	34 Criminal Investigation

G/L Account	2022 Actual Amount	2023 Adopted Budget	2023 Amended Budget	2024 City Manager Approved
-------------	--------------------	---------------------	---------------------	----------------------------

CONTRACTUAL

231	SERVICE MAINTENANCE CONTRACTS	44,349	84,100	84,100	117,950
-----	-------------------------------	--------	--------	--------	---------

Notes:	Maintenance Agreements
<p>\$1,200 subscriptions for Narcotics Investigations requiring advanced tracking for evidence collection and intelligence gathering through our partnership with the Drug Enforcement Administration/TASK Force Officer Position has necessitated the Criminal Investigation</p>	
<p>\$11,450 Cellbrite Premium Software This will expand our capabilities of examining cellular devices. This will provide 35 advanced actions for the department to use against locked devices in hopes of extracting necessary evidence in sensitive cases. This software is most effective in defeating and examining locked Android devices. Over the past three years, 287 cell phones have been examined forensically. 65% of those examinations were on android devices.</p>	
<p>\$13,150 FARO Warranty and Maintenance To purchase a 3-year hardware warranty and a 3-year software maintenance contract for the FARO Laser Scanner. The police department purchased the Faro Laser Scanner during the 2020 fiscal year. The device provides forensic mapping capabilities for crime scene investigations. The hardware warranty includes annual calibration which is required to ensure the integrity of the device when used as a criminal investigations tool. The integrity of the device is important during court testimony. The software maintenance agreement will provide software updates when they are made available.</p>	
<p>\$4,500 Physical/Cloud Analyzer Software Requesting an increase to add to our physical analyzer software so that data stored in the cloud can be analyzed along with a device extraction. In many forensic cell phone examinations, data that may have been deleted from the phone may be recovered from cloud storage. This upgrade would enable us to complete this sort of examination., further enhancing our forensic data-gathering ability and prosecutorial success.</p>	
<p>\$3,200 Upgrade Cellbrite Analyzer Harwarer upgrade our current Cellebrite UFED Touch 2 Analyzer with a Cellebrite Touch 3. After 2023, Cellebrite will no longer support the UFED Touch 2 which will make our current hardware obsolete. Cellbrite, its software and hardware components are critical in digital forensic investigations.</p>	
<p>CITY MANAGER'S COMMENTS: Approved</p>	

237	UNIFORM SERVICE	6,900	9,000	9,000	9,000
240	EQUIPMENT REPAIRS	378	500	500	500
246	VEHICLE REPAIRS	15,474	11,000	18,500	12,000
261	CRIME SCENE SERVICES	21,755	20,000	20,000	20,000

<i>CONTRACTUAL Totals</i>		88,856	124,600	132,100	159,450
---------------------------	--	--------	---------	---------	---------

Fund	Department	Division
01 General Fund	30 Police	34 Criminal Investigation

G/L Account	2022 Actual Amount	2023 Adopted Budget	2023 Amended Budget	2024 City Manager Approved
-------------	--------------------	---------------------	---------------------	----------------------------

SUPPLIES

301 OFFICE SUPPLIES	2,546	2,500	2,500	2,500
310 PRINTING & BINDING	225	500	500	500
321 UNIFORMS	6,379	7,300	7,300	7,300
331 FUEL & LUBRICANTS	25,921	30,000	30,000	30,000
347 GENERAL MAINTENANCE SUPPLIES	500	500	500	500
373 INVESTIGATION SUPPLIES	11,158	10,000	12,500	15,000

Notes:	Increase Investigative Supplies
<p>This account is used to help sustain and replenish investigative supplies commonly used to process crime scenes and purchase needed items to support investigations such as Narcotics Field Testing, Protective Latex Gloves, digital storage devices for large phone dumps, and many other commonly used investigative supplies. Utilization of this account can be hard to predict since it is based on case activity for any given year. However, the current allotted amount was depleted 7 months into the current budget. The Criminal Investigation Division is requesting a permanent \$5,000.00 increase to the Investigation year.</p>	
<p>CITY MANAGER'S COMMENTS: Approved</p>	

<i>SUPPLIES Totals</i>	46,730	50,800	53,300	55,800
------------------------	--------	--------	--------	--------

OPERATIONS

410 DUES & SUBSCRIPTIONS	1,261	1,000	1,000	1,000
430 TUITION & TRAINING	13,949	8,300	8,300	12,000

Notes:	Cellbrite Operator Training
<p>The Criminal Investigation Division is requesting a one-time allotment of \$3,700.00 to train an additional user for the Cellebrite Forensic Cell Phone Examination platform. This user will be allocated to the DEA Tactical Field Officer position to help meet an identified need in our on-going partnership with the DEA in Narcotics Investigations and Asset Sharing.</p>	
<p>CITY MANAGER'S COMMENTS: Approved</p>	

Notes:	Increase Tuition & Training
<p>The Criminal Investigation Division is requesting a permanent increase in the Tuition & Training budget of \$6,700. The current budgeted amount is \$8,300 for a unit with an authorized strength of 18 positions. Increased costs associated with training and travel related to training in order to sharpen/increase skill levels in a highly technical investigative age makes an increase in this line item necessary. The requested increase will bring the total designated amount to \$15,000 which more appropriately provides training funds for a division of this size.</p>	
<p>CITY MANAGER'S COMMENTS: Approved</p>	

Fund	Department	Division
01 General Fund	30 Police	34 Criminal Investigation

G/L Account	2022 Actual Amount	2023 Adopted Budget	2023 Amended Budget	2024 City Manager Approved
436 TRAVEL	8,534	8,000	8,000	8,000
447 DRUG TESTING	-	500	500	500
<i>OPERATIONS Totals</i>	23,744	17,800	17,800	21,500
<i>UTILITIES</i>				
507 CELLULAR TELEPHONE	12,298	19,550	19,550	12,350
<i>UTILITIES Totals</i>	12,298	19,550	19,550	12,350
<i>CAPITAL</i>				
610 FURNITURE & FIXTURES	-	63,200	63,200	-
612 COMPUTER EQUIPMENT	-	5,300	5,300	1,400
623 VEHICLES	108,636	33,000	33,000	-
<i>CAPITAL Totals</i>	108,636	101,500	101,500	1,400
CRIMINAL INVESTIGATIONS Totals	2,001,527	2,316,450	2,416,450	2,434,700

DIVISION SUMMARY

Fund	Department	Division
01 General	30 Police	35 Community Services

Expenditure Summary

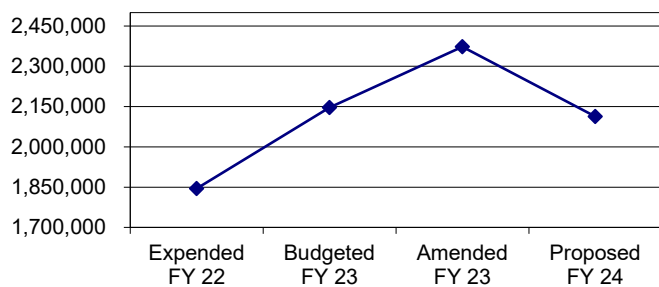
	Actual 21-22	Budgeted 22-23	Amended 22-23	Proposed 23-24
Personnel	1,569,729	1,724,650	1,950,650	1,969,200
Contractual	199,234	189,750	189,750	22,000
Supplies	64,657	106,550	106,550	98,550
Operational	7,213	9,900	9,900	9,900
Utilities	3,887	4,900	4,900	13,400
Capital	-	111,000	111,000	-
Total	1,844,719	2,146,750	2,372,750	2,113,050

Personnel Schedule

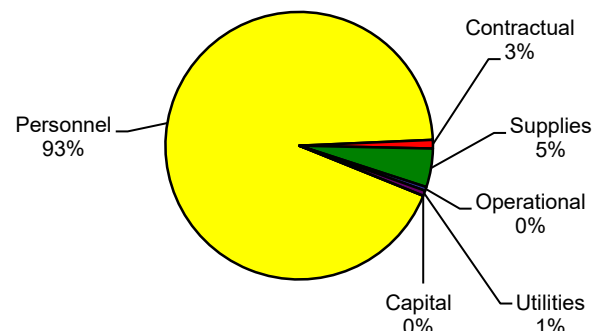
Position	Classification	FY 23 Approved	FY 24 Proposed
Sergeant - Juvenile/Crime Prevention	P7	2	2
School Resource Officer	P5	11	11
Crime Prevention Officer	P5	2	3

Activity Trends

Financial History



FY 24 Expenditures by Category



Fund	Department	Division
01 General Fund	30 Police	35 Community Services

G/L Account	2022 Actual Amount	2023 Adopted Budget	2023 Amended Budget	2024 City Manager Approved
-------------	--------------------------	---------------------------	---------------------------	----------------------------------

PERSONNEL SERVICES

100 SALARIES & WAGES	1,126,791	1,319,800	1,379,800	1,562,600
----------------------	-----------	-----------	-----------	-----------

Notes:	Community Services Officer
<p>We request the addition of a Community Services Officer. Currently, there are two Community Services Officers who handle all community service and outreach programs for the entire Police Department. In the past year they have facilitated and taught more than 39 formal programs and participated in numerous other community events. In addition, they are also tasked with the management or review of all special event permitting, Crime Prevention Through Environmental Design, Crime Stoppers, Rockwall Police and Clergy Partnership, Citizen’s Police Academy, all Citizens on Patrol (COPs) volunteers, the Police Explorer Program, Summer Safety Camps, and many others. Many of these programs take place after hours and on the weekends taxing the officers and increasing overtime. The community service officers are also often asked to also assist with SRO duties when shortages occur due to illness or required trainings. The addition of community service officer would provide the ability to spread out the increased workload, reduce overtime, provide additional staffing when SROs are not available and address several strategic initiatives to include a modified Neighborhood Police Officer Program for our underserved communities and our hotel/motel and apartment complexes. The position will require Uniforms, a Computer and Vehicle.</p> <p>Salary and Benefits \$118,649</p> <p>If approved the position will require: Cell Phone and Computer \$2500. Additionally, the line level officer that will ultimately back-fill requires equipment totaling \$17,525</p> <p>CITY MANAGER'S COMMENTS: Approved</p>	

109 SALARIES & WAGES-OVERTIME	106,086	50,000	155,000	50,000
113 EDUCATION/CERTIFICATE PAY	23,507	25,000	25,000	25,000
114 LONGEVITY PAY	11,305	13,000	13,000	13,000
120 FICA & MEDICARE EXPENSE	93,328	100,950	116,950	105,650
122 T.M.R.S. RETIREMENT EXPENSE	208,712	215,900	260,900	212,950

<i>PERSONNEL SERVICES Totals</i>	<u>1,569,729</u>	<u>1,724,650</u>	<u>1,950,650</u>	<u>1,969,200</u>
----------------------------------	------------------	------------------	------------------	------------------

CONTRACTUAL

240 EQUIPMENT REPAIRS	-	500	500	500
242 EQUIPMENT RENTAL & LEASE	66	500	500	500
243 BUILDING LEASE	169,426	167,750	167,750	-
246 VEHICLE REPAIRS	29,743	21,000	21,000	21,000

<i>CONTRACTUAL Totals</i>	<u>199,234</u>	<u>189,750</u>	<u>189,750</u>	<u>22,000</u>
---------------------------	----------------	----------------	----------------	---------------

Fund	Department	Division
01 General Fund	30 Police	35 Community Services

G/L Account	2022 Actual Amount	2023 Adopted Budget	2023 Amended Budget	2024 City Manager Approved
-------------	--------------------------	---------------------------	---------------------------	----------------------------------

SUPPLIES

301 OFFICE SUPPLIES	917	1,000	1,000	1,000
310 PRINTING & BINDING	75	600	600	600
321 UNIFORMS	15,181	24,450	24,450	24,450
331 FUEL & LUBRICANTS	32,723	45,000	45,000	37,000
347 GENERAL MAINTENANCE SUPPLIES	1,458	2,800	2,800	2,800
370 COP PROGRAM SUPPLIES	2,494	7,500	7,500	7,500
371 CRIME PREVENTION SUPPLIES	9,265	22,700	22,700	22,700
372 CPA PROGRAM SUPPLIES	2,542	2,500	2,500	2,500
<i>SUPPLIES Totals</i>	64,657	106,550	106,550	98,550

OPERATIONS

410 DUES & SUBSCRIPTIONS	270	900	900	900
430 TUITION & TRAINING	4,426	4,000	4,000	4,000
436 TRAVEL	2,517	5,000	5,000	5,000
<i>OPERATIONS Totals</i>	7,213	9,900	9,900	9,900

UTILITIES

507 CELLULAR TELEPHONE	3,887	4,900	4,900	13,400
------------------------	-------	-------	-------	--------

Notes:	Cellular Phones for SROs
<p>The Patrol Division is requesting \$8,500 for a total of 11 cellular phone packages. The School Resource Officers work on school campuses and commonly use cell phones to communicate with school administrators and the parents of students. They also use cell phones to communicate with detectives, child protective services, and other organizations that partner with the Rockwall Police Department. The School Resources Officers receive calls about school-related incidents during and after normal business hours.</p>	
<p>CITY MANAGER'S COMMENTS: Approved</p>	

<i>UTILITIES Totals</i>	3,887	4,900	4,900	13,400
-------------------------	-------	-------	-------	--------

CAPITAL

623 VEHICLES	-	111,000	111,000	-
<i>CAPITAL Totals</i>	-	111,000	111,000	-

COMMUNITY SERVICES Totals	1,844,719	2,146,750	2,372,750	2,113,050
----------------------------------	------------------	------------------	------------------	------------------

DIVISION SUMMARY

Fund	Department	Division
01 General	30 Police	36 Warrants

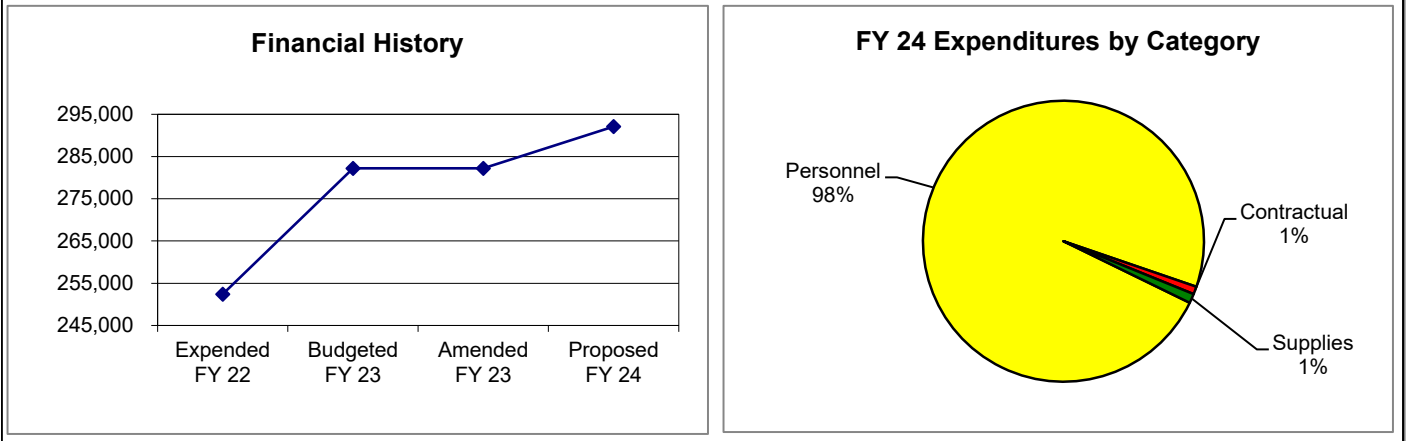
Expenditure Summary

	Actual 21-22	Budgeted 22-23	Amended 22-23	Proposed 23-24
Personnel	250,364	276,500	276,500	286,350
Contractual	844	2,600	2,600	2,600
Supplies	1,223	3,150	3,150	3,150
Total	252,430	282,250	282,250	292,100

Personnel Schedule

<u>Position</u>	Classification	<u>FY 23 Approved</u>	<u>FY 24 Proposed</u>
Warrant Clerk	12	1	1
Warrant Officers (2) P-T	P5	1	1
Bailiff (2) P-T	P5	1	1

Activity Trends



Fund	Department	Division
01 General Fund	30 Police	36 Warrants

G/L Account	2022 Actual Amount	2023 Adopted Budget	2023 Amended Budget	2024 City Manager Approved
--------------------	-----------------------------------	------------------------------------	------------------------------------	---

PERSONNEL SERVICES

100 SALARIES & WAGES	220,812	243,200	243,200	252,700
109 SALARIES & WAGES-OVERTIME	-	1,500	1,500	1,500
113 EDUCATION/CERTIFICATE PAY	600	600	600	600
114 LONGEVITY PAY	2,493	2,900	2,900	2,700
120 FICA & MEDICARE EXPENSE	17,005	18,600	18,600	19,350
122 T.M.R.S. RETIREMENT EXP.	9,454	9,700	9,700	9,500

<i>PERSONNEL SERVICES Totals</i>	250,364	276,500	276,500	286,350
----------------------------------	---------	---------	---------	---------

CONTRACTUAL

231 SERVICE-MAINTENANCE CONTRACTS	844	900	900	900
240 EQUIPMENT REPAIRS	-	200	200	200
246 VEHICLE REPAIRS	-	1,500	1,500	1,500

<i>CONTRACTUAL Totals</i>	844	2,600	2,600	2,600
---------------------------	-----	-------	-------	-------

SUPPLIES

301 OFFICE SUPPLIES	77	150	150	150
310 PRINTING & BINDING	-	300	300	300
321 UNIFORMS	-	1,000	1,000	1,000
331 FUEL & LUBRICANTS	1,146	1,700	1,700	1,700

<i>SUPPLIES Totals</i>	1,223	3,150	3,150	3,150
------------------------	-------	-------	-------	-------

WARRANTS Totals	252,430	282,250	282,250	292,100
------------------------	----------------	----------------	----------------	----------------

DIVISION SUMMARY

Fund	Department	Division
01 General	30 Police	37 Records

Expenditure Summary

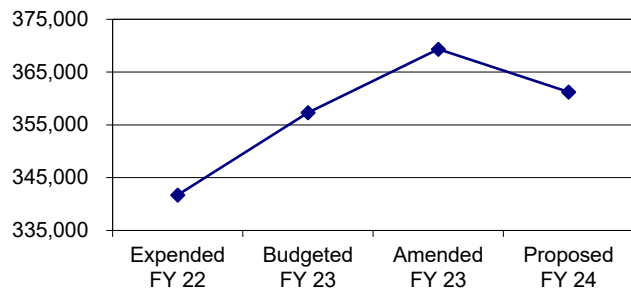
	Actual 21-22	Budgeted 22-23	Amended 22-23	Proposed 23-24
Personnel	333,819	345,400	357,400	351,650
Contractual	4,298	3,900	3,900	1,500
Supplies	2,277	2,950	2,950	2,950
Operational	708	5,100	5,100	5,100
Utilities	637	-	-	-
Total	341,739	357,350	369,350	361,200

Personnel Schedule

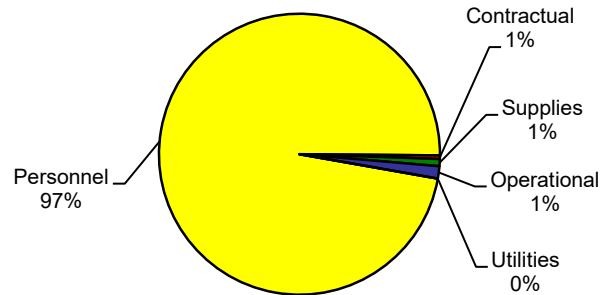
<u>Position</u>	Classification	<u>FY 23 Approved</u>	<u>FY 24 Proposed</u>
Personnel Sergeant	P7	1	1
Records Clerk	12	3	3

Activity Trends

Financial History



FY 24 Expenditures by Category



Fund	Department	Division
01 General Fund	30 Police	37 Police Records

G/L Account	2022 Actual Amount	2023 Adopted Budget	2023 Amended Budget	2024 City Manager Approved
-------------	--------------------------	---------------------------	---------------------------	----------------------------------

PERSONNEL SERVICES

100 SALARIES & WAGES	252,866	268,600	268,600	275,300
109 SALARIES & WAGES-OVERTIME	11,132	5,500	17,500	5,500
113 EDUCATION/CERTIFICATE PAY	2,400	3,000	3,000	3,000
114 LONGEVITY PAY	3,025	3,800	3,800	3,500
120 FICA & MEDICARE EXPENSE	19,832	20,550	20,550	21,050
122 T.M.R.S. RETIREMENT EXPENSE	44,563	43,950	43,950	43,300

<i>PERSONNEL SERVICES Totals</i>	333,819	345,400	357,400	351,650
----------------------------------	---------	---------	---------	---------

CONTRACTUAL

231 SERVICE MAINTENANCE CONTRACTS	1,170	2,400	2,400	-
240 EQUIPMENT REPAIRS	-	500	500	500
242 EQUIPMENT RENTAL & LEASE	3,050	-	-	-
246 VEHICLE REPAIRS	78	1,000	1,000	1,000

<i>CONTRACTUAL Totals</i>	4,298	3,900	3,900	1,500
---------------------------	-------	-------	-------	-------

SUPPLIES

301 OFFICE SUPPLIES	674	750	750	750
310 PRINTING & BINDING	260	200	200	200
331 FUEL & LUBRICANTS	1,343	2,000	2,000	2,000

<i>SUPPLIES Totals</i>	2,277	2,950	2,950	2,950
------------------------	-------	-------	-------	-------

OPERATIONS

410 DUES & SUBSCRIPTIONS	71	100	100	100
430 TUITION & TRAINING	637	2,500	2,500	2,500
436 TRAVEL	-	2,500	2,500	2,500

<i>OPERATIONS Totals</i>	708	5,100	5,100	5,100
--------------------------	-----	-------	-------	-------

UTILITIES

507 CELLULAR TELEPHONE	637	-	-	-
------------------------	-----	---	---	---

<i>UTILITIES Totals</i>	637	-	-	-
-------------------------	-----	---	---	---

POLICE RECORDS Totals	341,739	357,350	369,350	361,200
------------------------------	----------------	----------------	----------------	----------------

DIVISION SUMMARY

Fund	Department	Division
01 General	40 Community Development	41 Planning

Expenditure Summary

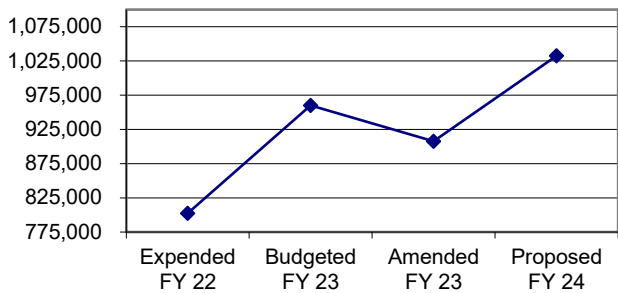
	Actual 21-22	Budgeted 22-23	Amended 22-23	Proposed 23-24
Personnel	680,533	829,800	777,800	851,800
Contractual	92,445	87,600	87,600	140,050
Supplies	3,056	4,400	4,400	6,200
Operational	25,321	36,700	36,700	33,200
Utilities	1,222	1,300	1,300	1,300
Total	802,577	959,800	907,800	1,032,550

Personnel Schedule

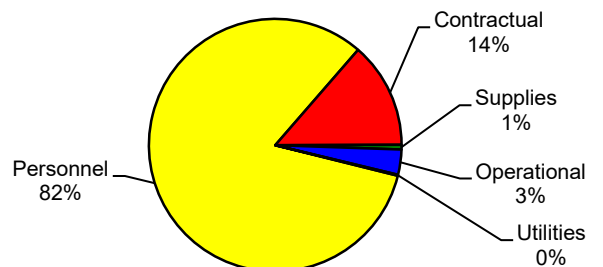
<u>Position</u>	<u>Classification</u>	<u>FY 23 Approved</u>	<u>FY 24 Proposed</u>
Planning and Zoning Director	-	1	1
GIS Supervisor	24	1	1
Senior Planner	24	-	1
Planner	20	2	1
GIS Analyst	20	1	1
GIS Technician	16	1	1
Planning Technician	16	1	1
Planning Coordinator	12	1	1

Activity Trends

Financial History



FY 24 Expenditures by Category



Fund	Department	Division
01 General Fund	40 Development Services	41 Planning & Zoning

G/L Account	2022 Actual Amount	2023 Adopted Budget	2023 Amended Budget	2024 City Manager Approved
--------------------	---------------------------	----------------------------	----------------------------	-----------------------------------

PERSONNEL SERVICES

100 SALARIES & WAGES	544,210	663,350	618,350	686,550
109 SALARIES & WAGES-OVERTIME	2,584	5,000	5,000	2,500
113 EDUCATION/CERTIFICATE PAY	1,500	1,200	1,200	1,500
114 LONGEVITY PAY	2,185	2,550	2,550	3,050
120 FICA & MEDICARE EXPENSE	40,472	49,150	49,150	52,500
122 T.M.R.S. RETIREMENT EXPENSE	89,581	108,550	101,550	105,700

<i>PERSONNEL SERVICES Totals</i>	680,533	829,800	777,800	851,800
----------------------------------	---------	---------	---------	---------

CONTRACTUAL

213 CONSULTING FEES	17,942	20,000	20,000	70,000
---------------------	--------	--------	--------	--------

Notes:	Roadway Impact Fee Study
<p>Section 395.052(a) of the Texas Local Government Code requires that a municipality that imposes an impact fee must update the land use assumptions and capital improvements plan at least every five (5) years. Staff is requesting \$50,000 in funding to initiate an update of the City's Roadway Impact Fees in accordance Section 395.052(a) of the TLGC. Staff should note -- that as was done in 2013 & 2019, staff will be preparing the Land Use Assumptions Report in-house, which will help lower the costs of this objective.</p>	
<p>CITY MANAGER'S COMMENTS: Approved from General Fund Reserves</p>	

231 SERVICE MAINTENANCE CONTRACTS	68,323	60,600	60,600	63,050
233 NEWSPAPER NOTICES - ADVERTISING	6,180	7,000	7,000	7,000

<i>CONTRACTUAL Totals</i>	92,445	87,600	87,600	140,050
---------------------------	--------	--------	--------	---------

SUPPLIES

301 OFFICE SUPPLIES	1,566	1,600	1,600	1,600
310 PRINTING & BINDING	1,063	800	800	800
347 GENERAL MAINTENANCE SUPPLIES	426	2,000	2,000	3,800

<i>SUPPLIES Totals</i>	3,056	4,400	4,400	6,200
------------------------	-------	-------	-------	-------

Fund	Department	Division
01 General Fund	40 Development Services	41 Planning & Zoning

G/L Account	2022 Actual Amount	2023 Adopted Budget	2023 Amended Budget	2024 City Manager Approved
<i>OPERATIONS</i>				
410 DUES & SUBSCRIPTIONS	3,029	4,050	4,050	4,650
415 RECRUITING EXPENSES	23	-	-	-
428 MEETING EXPENSES	3,449	3,200	3,200	4,000
430 TUITION & TRAINING	7,514	14,600	14,600	9,700
436 TRAVEL	11,306	14,850	14,850	14,850
<i>OPERATIONS Totals</i>	25,321	36,700	36,700	33,200
<i>UTILITIES</i>				
507 CELLULAR TELEPHONE	1,222	1,300	1,300	1,300
<i>UTILITIES Totals</i>	1,222	1,300	1,300	1,300
PLANNING Totals	802,577	959,800	907,800	1,032,550

DIVISION SUMMARY

Fund	Department	Division
01 General	40 Community Development	42 Neighborhood Improvement

Expenditure Summary

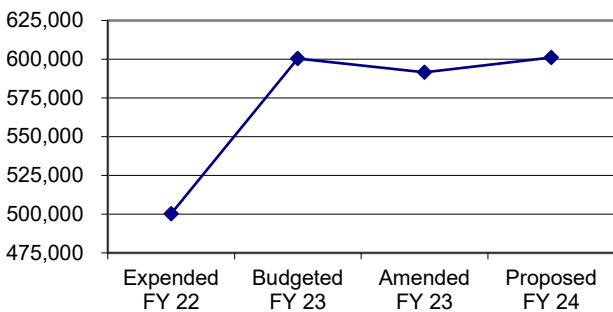
	Actual 21-22	Budgeted 22-23	Amended 22-23	Proposed 23-24
Personnel	339,396	380,900	380,900	393,450
Contractual	137,988	184,700	175,700	173,750
Supplies	14,524	21,500	21,500	20,500
Operational	4,964	9,650	9,650	9,650
Utilities	3,415	3,750	3,750	3,750
Total	500,288	600,500	591,500	601,100

Personnel Schedule

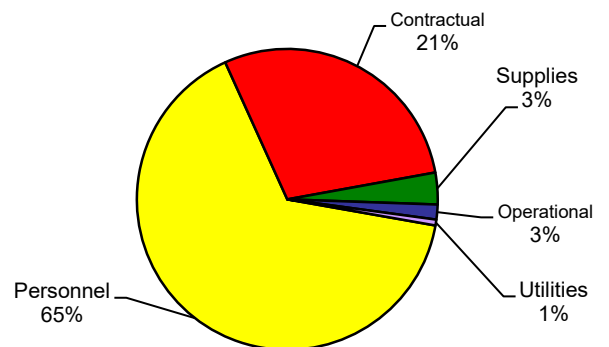
<u>Position</u>	<u>Classification</u>	<u>FY 23 Approved</u>	<u>FY 24 Proposed</u>
NIS Field Supervisor	21	1	1
NIS Representative	16	3	3
NIS Coordinator	12	1	1

Activity Trends

Financial History



FY 24 Expenditures by Category



Fund	Department	Division
01 General Fund	40 Development Services	42 Neighborhood Impr. Services

G/L Account	2022 Actual Amount	2023 Adopted Budget	2023 Amended Budget	2024 City Manager Approved
--------------------	-----------------------------------	------------------------------------	------------------------------------	---

PERSONNEL SERVICES

100 SALARIES & WAGES	270,766	303,650	303,650	315,050
109 SALARIES & WAGES-OVERTIME	114	1,000	1,000	1,000
113 EDUCATION/CERTIFICATE PAY	600	600	600	600
114 LONGEVITY PAY	2,500	2,800	2,800	3,150
120 FICA & MEDICARE EXPENSE	20,409	23,200	23,200	24,100
122 T.M.R.S. RETIREMENT EXPENSE	45,008	49,650	49,650	49,550
<i>PERSONNEL SERVICES Totals</i>	<u>339,396</u>	<u>380,900</u>	<u>380,900</u>	<u>393,450</u>

CONTRACTUAL

213 CONSULTING FEES	-	3,000	3,000	3,000
231 SERVICE MAINTENANCE CONTRACTS	1,626	2,950	2,950	2,000
240 EQUIPMENT REPAIRS	-	250	250	250
242 EQUIPMENT RENTAL & LEASE	1,751	500	500	500
246 VEHICLE REPAIRS	3,700	5,000	10,000	5,000
255 CODE ENFORCEMENT CONTRACT	17,865	25,000	25,000	25,000
256 HEALTH INSPECTION SERVICE	93,225	128,000	114,000	118,000
257 DEMOLITION SERVICES	19,822	20,000	20,000	20,000
<i>CONTRACTUAL Totals</i>	<u>137,988</u>	<u>184,700</u>	<u>175,700</u>	<u>173,750</u>

SUPPLIES

301 OFFICE SUPPLIES	1,597	2,500	2,500	2,500
310 PRINTING & BINDING	919	2,000	2,000	1,000
321 UNIFORMS	1,341	1,750	1,750	1,750
323 SMALL TOOLS	245	750	750	750
325 SAFETY SUPPLIES	122	1,500	1,500	1,500
331 FUEL & LUBRICANTS	10,300	12,500	12,500	12,500
347 GENERAL MAINTENANCE SUPPLIES	-	500	500	500
<i>SUPPLIES Totals</i>	<u>14,524</u>	<u>21,500</u>	<u>21,500</u>	<u>20,500</u>

Fund	Department	Division
01 General Fund	40 Development Services	42 Neighborhood Impr. Services

G/L Account	2022 Actual Amount	2023 Adopted Budget	2023 Amended Budget	2024 City Manager Approved
--------------------	-----------------------------------	------------------------------------	------------------------------------	---

OPERATIONS

410 DUES & SUBSCRIPTIONS	2,816	3,250	3,250	3,250
415 RECRUITING EXPENSES	180	-	-	-
430 TUITION & TRAINING	1,630	3,200	3,200	3,200
436 TRAVEL	338	3,200	3,200	3,200
<i>OPERATIONS Totals</i>	4,964	9,650	9,650	9,650

UTILITIES

507 CELLULAR TELEPHONE	3,415	3,750	3,750	3,750
<i>UTILITIES Totals</i>	3,415	3,750	3,750	3,750

NIS Totals	500,288	600,500	591,500	601,100
-------------------	----------------	----------------	----------------	----------------

DIVISION SUMMARY

Fund	Department	Division
01 General	40 Community Development	43 Inspections

Expenditure Summary

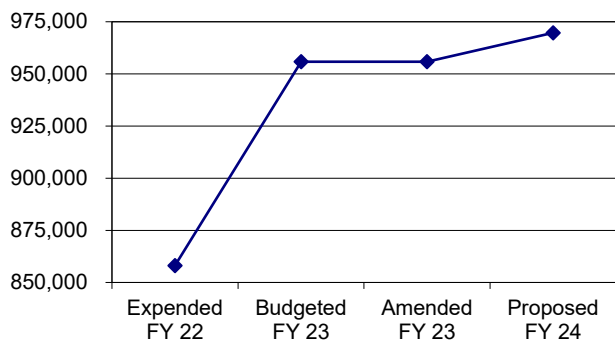
	Actual 21-22	Budgeted 22-23	Amended 22-23	Proposed 23-24
Personnel	739,647	787,350	787,350	814,250
Contractual	86,178	129,000	129,000	119,000
Supplies	14,246	19,800	19,800	19,800
Operational	11,891	13,250	13,250	10,250
Utilities	6,154	6,400	6,400	6,400
Total	858,116	955,800	955,800	969,700

Personnel Schedule

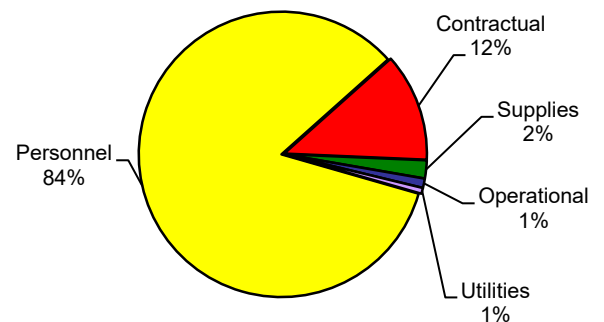
<u>Position</u>	<u>Classification</u>	<u>FY 23 Approved</u>	<u>FY 24 Proposed</u>
Building Official	-	1	1
Building Inspections Supervisor	21	1	1
Plans Examiner	20	1	1
Building Inspector	17	3	3
Permit Technician	12	2	2

Activity Trends

Financial History



FY 24 Expenditures by Category



Fund	Department	Division
01 General Fund	40 Development Services	43 Building Inspection

G/L Account	2022 Actual Amount	2023 Adopted Budget	2023 Amended Budget	2024 City Manager Approved
--------------------	-----------------------------------	------------------------------------	------------------------------------	---

PERSONNEL SERVICES

100 SALARIES & WAGES	586,462	627,050	627,050	652,200
109 SALARIES & WAGES-OVERTIME	2,235	1,000	1,000	1,000
113 EDUCATION/CERTIFICATE PAY	3,000	4,500	4,500	4,500
114 LONGEVITY PAY	4,815	5,400	5,400	4,150
120 FICA & MEDICARE EXPENSE	44,696	46,800	46,800	49,900
122 T.M.R.S. RETIREMENT EXPENSE	98,439	102,600	102,600	102,500
<i>PERSONNEL SERVICES Totals</i>	739,647	787,350	787,350	814,250

CONTRACTUAL

213 CONSULTING FEES	18,000	40,000	40,000	40,000
---------------------	--------	--------	--------	--------

Notes:	Consulting Fees
3rd party plan review services for large-scale commercial structures or multifamily development.	
CITY MANAGER'S COMMENTS: Approved	

231 SERVICE MAINTENANCE CONTRACTS	63,769	83,000	83,000	73,000
240 EQUIPMENT REPAIRS	433	500	500	500
242 EQUIPMENT RENTAL & LEASE	1,927	500	500	500
246 VEHICLE REPAIRS	2,049	5,000	5,000	5,000
<i>CONTRACTUAL Totals</i>	86,178	129,000	129,000	119,000

SUPPLIES

301 OFFICE SUPPLIES	1,248	1,250	1,250	1,250
310 PRINTING & BINDING	252	1,000	1,000	1,000
321 UNIFORMS	635	1,250	1,250	1,250
323 SMALL TOOLS	337	1,000	1,000	1,000
331 FUEL & LUBRICANTS	11,756	14,800	14,800	14,800
347 GENERAL MAINTENANCE SUPPLIES	19	500	500	500
<i>SUPPLIES Totals</i>	14,246	19,800	19,800	19,800

Fund	Department	Division
01 General Fund	40 Development Services	43 Building Inspection

G/L Account	2022 Actual Amount	2023 Adopted Budget	2023 Amended Budget	2024 City Manager Approved
--------------------	-----------------------------------	------------------------------------	------------------------------------	---

OPERATIONS

410 DUES & SUBSCRIPTIONS	4,396	6,000	6,000	3,000
415 RECRUITING EXPENSES	2,435	-	-	-
430 TUITION & TRAINING	3,621	4,000	4,000	4,000
436 TRAVEL	1,439	3,250	3,250	3,250
<i>OPERATIONS Totals</i>	11,891	13,250	13,250	10,250

UTILITIES

507 CELLULAR TELEPHONE	6,154	6,400	6,400	6,400
<i>UTILITIES Totals</i>	6,154	6,400	6,400	6,400

BUILDING INSPECTIONS Totals	858,116	955,800	955,800	969,700
------------------------------------	----------------	----------------	----------------	----------------

DIVISION SUMMARY

Fund	Department	Division
01 General	45 Parks & Recreation	45 Parks

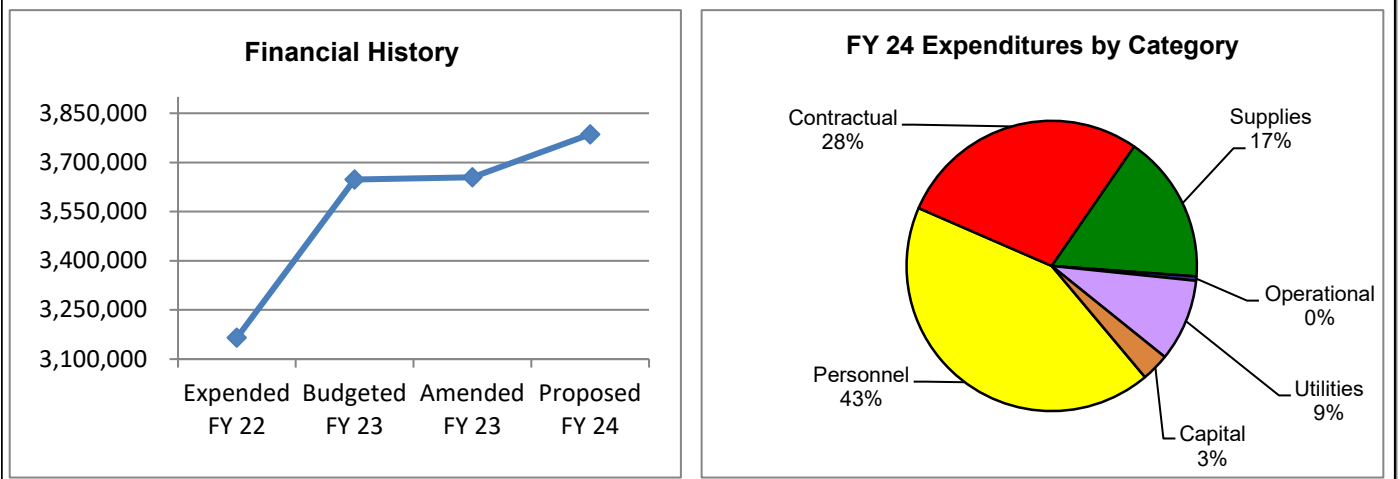
Expenditure Summary

	Actual 21-22	Budgeted 22-23	Amended 22-23	Proposed 23-24
Personnel	1,364,586	1,497,800	1,477,800	1,614,200
Contractual	855,343	1,020,000	1,020,000	1,063,450
Supplies	536,043	584,000	611,500	626,000
Operational	18,507	18,250	18,250	18,250
Utilities	309,019	342,500	342,500	346,500
Capital	81,626	185,000	185,000	117,500
Total	3,165,124	3,647,550	3,655,050	3,785,900

Personnel Schedule

<u>Position</u>	<u>Classification</u>	<u>FY 23 Approved</u>	<u>FY 24 Proposed</u>
Parks Superintendent	25	1	1
Parks Operations Supervisor	21	1	1
Crew Leader	17	4	4
Irrigation/Pesticide Technician	14	1	1
Equipment Operator	14	2	2
Maintenance Worker II	11	14	14
Maintenance Worker (PT/Temporary)	-	6	6

Activity Trends



Fund	Department	Division
01 General Fund	45 Parks & Recreation	45 Parks

G/L Account	2022 Actual Amount	2023 Adopted Budget	2023 Amended Budget	2024 City Manager Approved
-------------	--------------------	---------------------	---------------------	----------------------------

PERSONNEL SERVICES

100 SALARIES & WAGES	1,051,189	1,169,750	1,144,750	1,269,650
----------------------	-----------	-----------	-----------	-----------

Notes:	Additional Mowing Crew
<p>This request is to prepare us for the future, as our park system expands with new parks that have opened and several more that will be opening in the future. We are requesting to develop an addition mowing crew. This will assist the two current mowing crews with their work loads, but more importantly help us prepare for the future with current growth and growth to come.</p> <p>\$151,215 (2) Maintenance Workers Salary and Benefits</p> <p>\$60,652 Crew Leader Salary and Benefits</p> <p>CITY MANAGER'S COMMENTS: Disapproved</p>	

109 SALARIES & WAGES-OVERTIME	39,679	35,000	40,000	35,000
113 EDUCATION/CERTIFICATE PAY	300	1,800	1,800	1,800
114 LONGEVITY PAY	9,129	10,350	10,350	11,050
120 FICA & MEDICARE EXPENSE	82,902	89,500	89,500	97,150
122 T.M.R.S. RETIREMENT EXPENSE	181,386	191,400	191,400	199,550

<i>PERSONNEL SERVICES Totals</i>	<u>1,364,586</u>	<u>1,497,800</u>	<u>1,477,800</u>	<u>1,614,200</u>
----------------------------------	------------------	------------------	------------------	------------------

CONTRACTUAL

231 SERVICE MAINTENANCE CONTRACTS	1,152	1,000	1,000	1,650
237 UNIFORM SERVICE	11,761	15,200	15,200	15,200
240 EQUIPMENT REPAIRS	33,852	30,000	30,000	30,000
242 EQUIPMENT RENTAL & LEASE	6,471	11,800	11,800	11,800
244 BUILDING REPAIRS	26,042	27,700	27,700	27,700
246 VEHICLE REPAIRS	17,270	30,000	30,000	30,000
247 GROUNDS MAINTENANCE	729,388	879,300	879,300	917,100

Notes:	Ground Maintenance
<p>The SLM contract is up for renewal in February 2024. We are adding a 5% increase to both mowing contracts not knowing how the re-bid will impact budget, but we are assuming an increase.</p> <p>SLM: \$686,160 SRH: \$101,915 Nema 3: \$20,000 Chief Landscaping: \$15,000 New sites for 2024: \$50,000 Safety net for weather: \$25,000 PD South \$8,100</p> <p>CITY MANAGER'S COMMENTS: Approved</p>	

Fund	Department	Division
01 General Fund	45 Parks & Recreation	45 Parks

G/L Account	2022 Actual Amount	2023 Adopted Budget	2023 Amended Budget	2024 City Manager Approved
270 WASTE DISPOSAL SERVICE	29,407	25,000	25,000	30,000

Notes:	Hazardous Trees Increase
This line item is for hazard tree removal and storm response. The report of hazardous trees seems to increase yearly and with storms becoming more frequent and more intense this line item needs to be increased to adequately mitigate these hazards.	
CITY MANAGER'S COMMENTS: Approved	

CONTRACTUAL Totals 855,343 1,020,000 1,020,000 1,063,450

SUPPLIES

301 OFFICE SUPPLIES	42	300	300	300
310 PRINTING & BINDING	-	200	200	200
323 SMALL TOOLS	18,981	20,500	20,500	20,500
325 SAFETY SUPPLIES	6,551	8,000	8,000	8,000
331 FUEL & LUBRICANTS	63,382	70,000	70,000	62,000
333 CHEMICAL	67,156	80,000	80,000	80,000
341 CONSTRUCTION & REPAIR SUPPLIES	81,063	78,500	106,000	125,000

Notes:	Construction Supplies Increase
This line item is utilized for the maintenance and repair of park amenities. As infrastructure ages, more parks are put into service and the high use our parks system it is important to have funding to manage projects and repairs to ensure a safe and enjoyable experience at our park system.	
CITY MANAGER'S COMMENTS: Approved	

347 GENERAL MAINTENANCE SUPPLIES	99,298	100,000	100,000	125,000
----------------------------------	--------	---------	---------	---------

Notes:	Gen. Maint. \$25,000.00 increase
This line item is utilized for the maintenance and repair of park amenities. As infrastructure ages, more parks are put into service and the high use our parks system it is important to have funding to manage projects and repairs to ensure a safe and enjoyable experience at our park system.	
CITY MANAGER'S COMMENTS: Approved	

349 AGRICULTURAL SUPPLIES	163,216	164,000	164,000	130,000
---------------------------	---------	---------	---------	---------

Notes:	Sod Replacement
This request is to re-sod the dog park which is on a 3-year cycle to keep the dog park pristine and eliminate complaints about mud.	
CITY MANAGER'S COMMENTS: Approved	

Fund	Department	Division
01 General Fund	45 Parks & Recreation	45 Parks

G/L Account	2022 Actual Amount	2023 Adopted Budget	2023 Amended Budget	2024 City Manager Approved
350 IRRIGATION SYSTEM SUPPLIES	36,356	62,500	62,500	75,000

Notes: Irrigation Supplies Increase

This line item is utilized for the maintenance and repair of irrigation. As infrastructure ages, more parks are put into service and the high use our parks system it is important to have funding to manage these repairs and projects which deceases water use through conservation of properly managed systems.

This request also includes up to \$20,000 for failure of DCV backflow devices during our annual inspections if needed.

CITY MANAGER'S COMMENTS: Approved

<i>SUPPLIES Totals</i>	536,043	584,000	611,500	626,000
------------------------	---------	---------	---------	---------

OPERATIONS

415 RECRUITING EXPENSES	1,783	500	500	500
430 TUITION & TRAINING	6,434	7,750	7,750	7,750
436 TRAVEL	5,311	5,000	5,000	5,000
480 VOLUNTEER PROGRAM	4,980	5,000	5,000	5,000
<i>OPERATIONS Totals</i>	18,507	18,250	18,250	18,250

UTILITIES

507 CELLULAR TELEPHONE	19,455	17,500	17,500	21,500
------------------------	--------	--------	--------	--------

Notes: Irrigation Controllers Increase

This increase is for additional communication air cards for our Weathermatic Central Control controllers that allow us to monitor and control irrigation from anywhere which saves water and time.

New sites came online in 2023 and we foresee additional sites coming online in 2024.

CITY MANAGER'S COMMENTS: Approved

513 WATER	289,564	325,000	325,000	325,000
<i>UTILITIES Totals</i>	309,019	342,500	342,500	346,500

Fund	Department	Division
01 General Fund	45 Parks & Recreation	45 Parks

G/L Account	2022 Actual Amount	2023 Adopted Budget	2023 Amended Budget	2024 City Manager Approved
-------------	--------------------------	---------------------------	---------------------------	----------------------------------

CAPITAL

603 BUILDINGS	-	125,000	125,000	55,000
---------------	---	---------	---------	--------

Notes:	Park Building Ph II and Storage
<p>\$25,000 This is for phase II completion of our new park building which includes; exterior lighting, heating, and insulation.</p> <p>\$30,000 This request is also to build at permanent storage building at the service to eliminate off site storage and easier access to park and rec storage. This facility should pay for itself in 12 to 18 months with current offsite storage cost.</p> <p>CITY MANAGER'S COMMENTS: Approved from General Fund Reserves</p>	

612 COMPUTER EQUIPMENT	-	-	-	7,500
------------------------	---	---	---	-------

Notes:	Crew Leader Desktops
<p>This request is for 5 desk top computers for the 5 park crew leaders for the new park building offices.</p> <p>CITY MANAGER'S COMMENTS: Approved</p>	

621 FIELD MACHINERY & EQUIPMENT	50,286	-	-	55,000
---------------------------------	--------	---	---	--------

Notes:	Additional Toro Dingo TX 1000
<p>This is for an additional Toro Dingo XT1000 general park construction unit. We have one unit that is approaching 6 years old and is used daily for our project crews and now that we have a 2nd project crew we need an additional unit to stay ahead of projects and ease the workload on the one unit. Many projects are on hold while waiting for the one unit to become free for use.</p> <p>CITY MANAGER'S COMMENTS: Approved from General Fund Reserves</p>	

623 VEHICLES	31,340	60,000	60,000	-
--------------	--------	--------	--------	---

Notes:	3/4 Chevy and trailer
<p>This additional unit is for a 3/4 ton truck and trailer for our North mowing crew.</p> <p>This is an additional and not a replacement, as we want to keep the older unit for the expansion to a 3rd mowing crew in the near future.</p> <p>If the request for a 3rd mowing crew is not approved in the 2023-2024 budget request we will still have the older unit available for staff use and 3rd mowing crew in the future to eliminate the request of a new vehicle at that time.</p> <p>CITY MANAGER'S COMMENTS: Disapproved</p>	

CAPITAL Totals 81,626 185,000 185,000 117,500

PARKS Totals	3,165,124	3,647,550	3,655,050	3,785,900
---------------------	------------------	------------------	------------------	------------------

DIVISION SUMMARY

Fund	Department	Division
01 General	45 Parks & Recreation	46 Harbor O&M

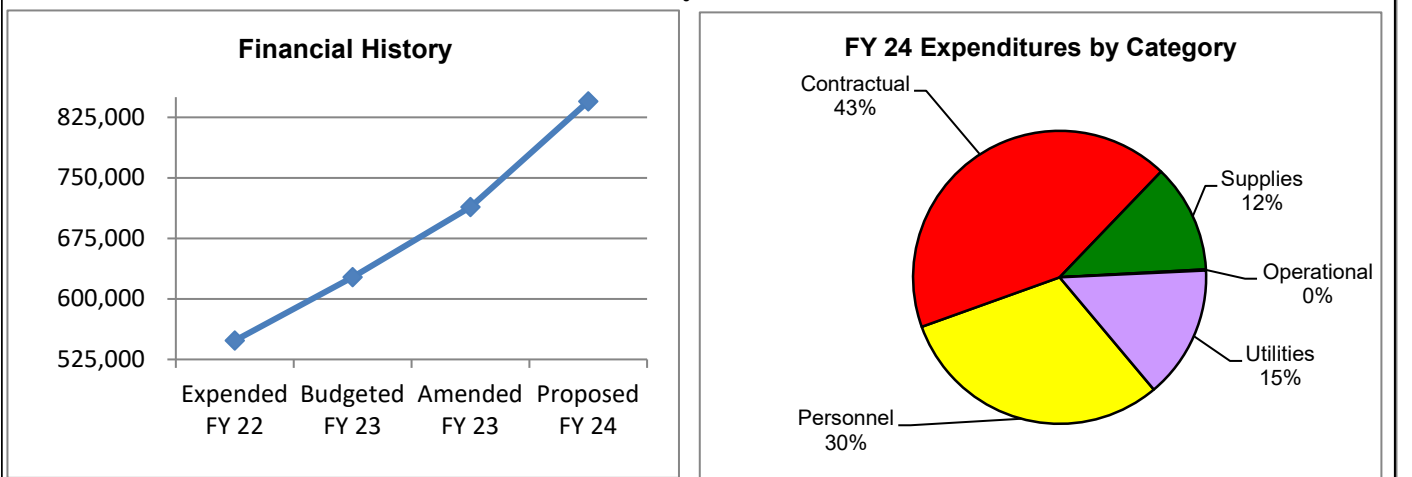
Expenditure Summary

	Actual <u>21-22</u>	Budgeted <u>22-23</u>	Amended <u>22-23</u>	Proposed <u>23-24</u>
Personnel	134,163	141,050	144,550	258,700
Contractual	197,275	260,300	343,685	360,300
Supplies	71,584	101,000	101,000	101,000
Operational	-	1,050	1,050	1,050
Utilities	145,227	123,600	123,600	123,600
Total	<u>548,249</u>	<u>627,000</u>	<u>713,885</u>	<u>844,650</u>

Personnel Schedule

<u>Position</u>	<u>Classification</u>	<u>FY 23 Approved</u>	<u>FY 24 Proposed</u>
Harbor Technician	17	1	1
Maintenance Worker II	11	1	3

Activity Trends



Fund	Department	Division
01 General Fund	45 Parks & Recreation	46 Harbor

G/L Account	2022 Actual Amount	2023 Adopted Budget	2023 Amended Budget	2024 City Manager Approved
-------------	--------------------	---------------------	---------------------	----------------------------

PERSONNEL SERVICES

100 SALARIES & WAGES	100,519	108,900	108,900	202,000
----------------------	---------	---------	---------	---------

Notes:	Additional Maintenance Workers
This request is to help staff immediately and prepare us for the future. This will assist the current crew leader and one helper with their workloads, but more importantly, help us prepare for the future with new growth.	
The current 2 employees are responsible for all maintenance and activities in Downtown and the Harbor. Special events and number of visitors increase daily.	
\$95,071 (2) Maintenance Workers Salary and benefits	
CITY MANAGER'S COMMENTS: Approved to begin 4/1/2024	

109 SALARIES & WAGES-OVERTIME	5,593	4,000	7,500	7,500
-------------------------------	-------	-------	-------	-------

Notes:	Overtime increase
As special events increase and aging infrastructure needs additional maintenance and repairs after hours work load is increasing resulting in the additional funding needed.	
CITY MANAGER'S COMMENTS: Approved	

114 LONGEVITY PAY	1,760	1,950	1,950	2,000
120 FICA & MEDICARE EXPENSE	8,438	8,350	8,350	15,450
122 T.M.R.S. RETIREMENT EXPENSE	17,853	17,850	17,850	31,750

<i>PERSONNEL SERVICES Totals</i>	<u>134,163</u>	<u>141,050</u>	<u>144,550</u>	<u>258,700</u>
----------------------------------	----------------	----------------	----------------	----------------

CONTRACTUAL

231 SERVICE MAINTENANCE CONTRACTS	202	500	500	500
237 UNIFORM SERVICE	2,072	2,800	2,800	2,800
240 EQUIPMENT REPAIRS	4,823	7,500	7,500	7,500
242 EQUIPMENT RENTAL & LEASE	1,706	6,000	6,000	6,000
244 BUILDING REPAIRS	47,223	60,000	137,885	60,000

Fund	Department	Division
01 General Fund	45 Parks & Recreation	46 Harbor

G/L Account	2022 Actual Amount	2023 Adopted Budget	2023 Amended Budget	2024 City Manager Approved
245 POOL REPAIR & MAINTENANCE	50,045	80,000	80,000	180,000

Notes: Fountain LED Conversion

This request is for the conversion of incandescent underwater lighting that is failing on a weekly basis to LED lighting. This lighting illuminates the fountain and two waterfalls by Cinemark Theater.

The current system is old and water is getting into the fixtures and shorting out the system. The current bulbs do not last long due to the amount of heat that they put out causing them to fail often.

To make the repairs the fountain has to be drained and refilled that cost between \$5,000 and \$7,500 each time. Also, it takes approximately an hour per fixture to repair and with over 100 fixtures this project will pay for itself within 24 to 36 months. LED lights have little to no maintenance and electrical bills will be dramatically reduced also.

CITY MANAGER'S COMMENTS: Approved from General Fund Reserves

246 VEHICLE REPAIRS	4,398	2,500	8,000	2,500
247 GROUNDS MAINTENANCE	86,806	101,000	101,000	101,000
<i>CONTRACTUAL Totals</i>	197,275	260,300	343,685	360,300

SUPPLIES

323 SMALL TOOLS	2,373	2,000	2,000	2,000
325 SAFETY SUPPLIES	192	500	500	500
331 FUEL & LUBRICANTS	5,879	8,000	8,000	8,000
333 CHEMICALS	13,026	25,000	25,000	25,000
347 GENERAL MAINTENANCE SUPPLIES	7,512	10,000	10,000	10,000
349 AGRICULTURAL SUPPLIES	23,482	22,500	22,500	22,500
350 IRRIGATION SYSTEM SUPPLIES	4,659	5,000	5,000	5,000
390 SWIMMING POOL SUPPLIES	14,461	28,000	28,000	28,000
<i>SUPPLIES Totals</i>	71,584	101,000	101,000	101,000

OPERATIONS

430 TUITION & TRAINING	-	500	500	500
436 TRAVEL	-	550	550	550
<i>OPERATIONS Totals</i>	-	1,050	1,050	1,050

UTILITIES

501 ELECTRICITY	51,463	60,000	60,000	60,000
507 CELLULAR TELEPHONE	2,216	3,600	3,600	3,600
513 WATER	91,548	60,000	60,000	60,000
<i>UTILITIES Totals</i>	145,227	123,600	123,600	123,600

HARBOR O & M Total	548,249	627,000	713,885	844,650
-------------------------------	----------------	----------------	----------------	----------------

DIVISION SUMMARY

Fund	Department	Division
01 General	45 Parks & Recreation	47 Recreation

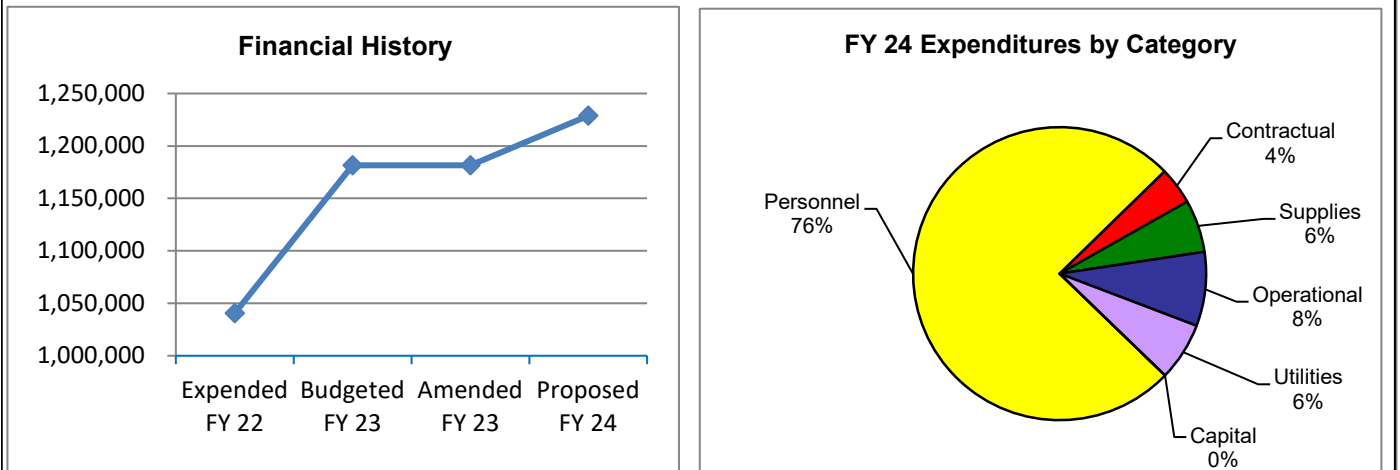
Expenditure Summary

	Actual 21-22	Budgeted 22-23	Amended 22-23	Proposed 23-24
Personnel	771,399	882,000	882,000	927,500
Contractual	40,656	50,500	50,500	50,500
Supplies	65,145	66,750	66,750	71,250
Operational	73,454	83,250	83,250	100,500
Utilities	89,847	79,000	79,000	79,000
Capital	-	20,000	20,000	-
Total	1,040,501	1,181,500	1,181,500	1,228,750

Personnel Schedule

<u>Position</u>	<u>Classification</u>	<u>FY 23 Approved</u>	<u>FY 24 Proposed</u>
Parks & Recreation Director	-	1	1
Recreation Superintendent	25	1	1
Athletics & Aquatics Supervisor	20	1	1
Special Events Supervisor	20	1	1
Recreation Coordinator	17	1	2
Administrative Assistant	15	1	1
Recreation Assistant	9	1	1
Temporary Part - Time (Seasonal)	N/A		

Activity Trends



Fund	Department	Division
01 General Fund	45 Parks & Recreation	47 Recreation

G/L Account	2022 Actual Amount	2023 Adopted Budget	2023 Amended Budget	2024 City Manager Approved
-------------	--------------------	---------------------	---------------------	----------------------------

PERSONNEL SERVICES

100 SALARIES & WAGES	633,689	730,650	730,650	773,950
----------------------	---------	---------	---------	---------

Notes:	Part-time Labor Increase
This request is to keep up with pay for part-time staff and lifeguards that is increasing with local competition. It is also to keep up with the increase in special events and activities keeping staff on site longer.	
CITY MANAGER'S COMMENTS: Approved	

109 SALARIES & WAGES-OVERTIME	6,194	7,500	7,500	5,000
113 EDUCATION/CERTIFICATE PAY	1,200	1,200	1,200	1,500
114 LONGEVITY PAY	2,360	2,350	2,350	1,700
120 FICA & MEDICARE EXPENSE	48,826	55,100	55,100	59,050
122 T.M.R.S. RETIREMENT EXPENSE	79,130	85,200	85,200	86,300

<i>PERSONNEL SERVICES Totals</i>	<u>771,399</u>	<u>882,000</u>	<u>882,000</u>	<u>927,500</u>
----------------------------------	----------------	----------------	----------------	----------------

CONTRACTUAL

213 CONSULTING FEES	50	3,000	3,000	3,000
231 SERVICE MAINTENANCE CONTRACTS	2,167	3,500	3,500	3,500
239 RECREATION CONTRACTS	4,509	6,000	6,000	6,000
242 EQUIPMENT RENTAL & LEASE	26,083	25,000	25,000	25,000
245 POOL REPAIR & MAINTENANCE	6,600	7,000	7,000	7,000
246 VEHICLE REPAIRS	1,248	6,000	6,000	6,000

<i>CONTRACTUAL Totals</i>	<u>40,656</u>	<u>50,500</u>	<u>50,500</u>	<u>50,500</u>
---------------------------	---------------	---------------	---------------	---------------

SUPPLIES

301 OFFICE SUPPLIES	1,947	2,000	2,000	2,000
307 POSTAGE	80	2,000	2,000	1,000
310 PRINTING & BINDING	13,526	14,500	14,500	14,500

Notes:	Guide print/mail Increase
This request is due to the increase in printing and mailing our Fun Guide to 5,000 households in Rockwall.	
CITY MANAGER'S COMMENTS: Disapproved	

321 UNIFORMS	4,694	6,200	6,200	8,200
--------------	-------	-------	-------	-------

Notes:	Uniforms Increase
This request is directly in relation to the cost in life guard uniforms.	
CITY MANAGER'S COMMENTS: Approved	

Fund	Department	Division
01 General Fund	45 Parks & Recreation	47 Recreation

G/L Account	2022 Actual Amount	2023 Adopted Budget	2023 Amended Budget	2024 City Manager Approved
331 FUEL & LUBRICANTS	1,824	2,500	2,500	2,500
333 CHEMICAL	17,121	12,600	12,600	12,600
347 GENERAL MAINTENANCE SUPPLIES	8,260	6,450	6,450	6,450
390 SWIMMING POOL SUPPLIES	4,283	4,000	4,000	4,000
391 RECREATION PROGRAM SUPPLIES	13,409	16,500	16,500	20,000

Notes:	Rec Supplies Increase
This request is due to the increased activities we are offering and the cost of supplies has continued to rise.	
CITY MANAGER'S COMMENTS: Approved	

<i>SUPPLIES Totals</i>	65,145	66,750	66,750	71,250
------------------------	--------	--------	--------	--------

OPERATIONS

406 SPECIAL EVENTS	56,150	57,750	57,750	75,000
--------------------	--------	--------	--------	--------

Notes:	Special Events Increase
This request is due to the increase in special events throughout the year and increases the amount of activities we are offering at our events. This also includes the \$10,000 increase in the cost of July 4th Firework show.	
CITY MANAGER'S COMMENTS: Approved	

410 DUES & SUBSCRIPTIONS	3,149	5,000	5,000	5,000
415 RECRUITING EXPENSES	2,589	3,000	3,000	3,000
428 MEETING EXPENSES	804	1,000	1,000	1,000
430 TUITION & TRAINING	3,280	8,000	8,000	8,000
436 TRAVEL	7,482	8,500	8,500	8,500

<i>OPERATIONS Totals</i>	73,454	83,250	83,250	100,500
--------------------------	--------	--------	--------	---------

UTILITIES

501 ELECTRICITY	84,525	73,000	73,000	73,000
507 CELLULAR TELEPHONE	5,322	6,000	6,000	6,000

<i>UTILITIES Totals</i>	89,847	79,000	79,000	79,000
-------------------------	--------	--------	--------	--------

CAPITAL

621 FIELD MACHINERY & EQUIPMENT	-	20,000	20,000	-
---------------------------------	---	--------	--------	---

<i>CAPITAL Totals</i>	-	20,000	20,000	-
-----------------------	---	--------	--------	---

RECREATION Total	1,040,501	1,181,500	1,181,500	1,228,750
-------------------------	------------------	------------------	------------------	------------------

DIVISION SUMMARY

Fund	Department	Division
01 General	45 Parks & Recreation	48 Animal Services

Expenditure Summary

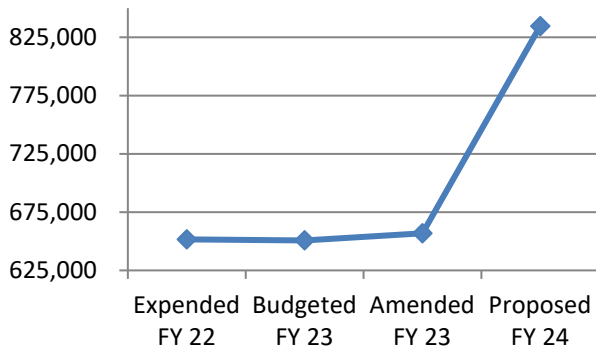
	Actual 21-22	Budgeted 22-23	Amended 22-23	Proposed 23-24
Personnel	202,986	193,200	199,200	214,250
Contractual	422,994	426,000	426,000	495,500
Supplies	16,098	20,750	20,750	20,750
Operational	4,316	5,250	5,250	5,250
Utilities	5,108	5,500	5,500	3,850
Capital	-	-	-	95,000
Total	651,502	650,700	656,700	834,600

Personnel Schedule

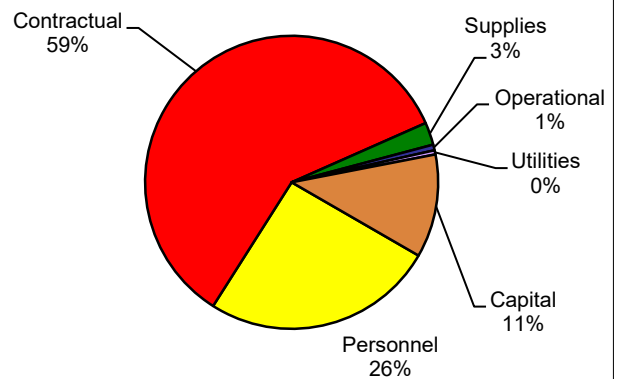
<u>Position</u>	<u>Classification</u>	FY 23 <u>Approved</u>	FY 24 <u>Proposed</u>
Animal Services Crewleader	17	1	1
Animal Services Officer	13	2	2

Activity Trends

Financial History



FY 24 Expenditures by Category



Fund	Department	Division
01 General Fund	45 Parks & Recreation	48 Animal Services

G/L Account	2022 Actual Amount	2023 Adopted Budget	2023 Amended Budget	2024 City Manager Approved
-------------	--------------------------	---------------------------	---------------------------	----------------------------------

PERSONNEL SERVICES

100 SALARIES & WAGES	147,258	148,500	148,500	160,250
109 SALARIES & WAGES-OVERTIME	13,259	7,500	13,500	15,000

Notes:	Overtime Increase
As the population continues to grow, so do after-hours calls and current funding is not covering expenditures.	
CITY MANAGER'S COMMENTS: Approved	

114 LONGEVITY PAY	3,495	1,500	1,500	1,500
120 FICA & MEDICARE EXPENSE	11,904	11,400	11,400	12,300
122 T.M.R.S. RETIREMENT EXPENSE	27,070	24,300	24,300	25,200

<i>PERSONNEL SERVICES Totals</i>	<u>202,986</u>	<u>193,200</u>	<u>199,200</u>	<u>214,250</u>
----------------------------------	----------------	----------------	----------------	----------------

CONTRACTUAL

213 CONSULTING FEES	410,473	410,500	410,500	480,000
---------------------	---------	---------	---------	---------

Notes:	Contract Increase
The City has partnered with Legacy Humane Society to operate the Rockwall Animal Adoption Center since 2012. The FY 24 budget includes replacement of certain permanent equipment and fixtures of the center due to age and normal usage. Furthermore, with the rise in cost of medical supplies, vaccinations, medication, and the overall cost of living for their staff, Legacy is requesting a 17.9% increase in operating allowance for the FY 24 budget year, which would be a \$69,500 increase over the previous fiscal year. This is the first increase in operating funds requested since the beginning of the contract.	
CITY MANAGER'S COMMENTS: Approved	

231 SERVICE MAINTENANCE CONTRACTS	6,833	8,500	8,500	8,500
237 UNIFORM SERVICE	2,409	2,500	2,500	2,500
240 EQUIPMENT REPAIRS	397	750	750	750
246 VEHICLE REPAIRS	2,883	3,500	3,500	3,500
270 WASTE DISPOSAL SERVICE	-	250	250	250

<i>CONTRACTUAL Totals</i>	<u>422,994</u>	<u>426,000</u>	<u>426,000</u>	<u>495,500</u>
---------------------------	----------------	----------------	----------------	----------------

SUPPLIES

301 OFFICE SUPPLIES	328	500	500	500
310 PRINTING & BINDING	-	1,000	1,000	1,000
321 UNIFORMS	1,507	1,500	1,500	1,500
325 SAFETY SUPPLIES	660	750	750	750
331 FUEL & LUBRICANTS	11,196	14,500	14,500	14,500
347 GENERAL MAINTENANCE SUPPLIES	2,407	2,500	2,500	2,500

<i>SUPPLIES Totals</i>	<u>16,098</u>	<u>20,750</u>	<u>20,750</u>	<u>20,750</u>
------------------------	---------------	---------------	---------------	---------------

Fund	Department	Division
01 General Fund	45 Parks & Recreation	48 Animal Services

G/L Account	2022 Actual Amount	2023 Adopted Budget	2023 Amended Budget	2024 City Manager Approved
-------------	--------------------	---------------------	---------------------	----------------------------

OPERATIONS

415 RECRUITING EXPENSES	1,607	-	-	-
430 TUITION & TRAINING	1,115	2,250	2,250	2,250
436 TRAVEL	1,594	3,000	3,000	3,000
<i>OPERATIONS Totals</i>	<u>4,316</u>	<u>5,250</u>	<u>5,250</u>	<u>5,250</u>

UTILITIES

507 CELLULAR TELEPHONE	5,108	5,500	5,500	3,850
<i>UTILITIES Totals</i>	<u>5,108</u>	<u>5,500</u>	<u>5,500</u>	<u>3,850</u>

CAPITAL

603 BUILDINGS	-	-	-	60,100
---------------	---	---	---	--------

Notes:	Building Improvements
<p>\$30,000 to replace the current wood awnings in the play yard. Iron support beams and industrial awnings would be a better long-term solution to help provide protection from the elements.</p> <p>\$30,100 to replace the current chain link fencing in the dog runs behind the building. The animals can reach each other through gaps in the fence and cause injuries. Others can climb the fence and escape and wildlife can get in.</p> <p>CITY MANAGER'S COMMENTS: Approved from General Fund Reserves</p>	

610 FURNITURE & FIXTURES	-	-	-	24,900
--------------------------	---	---	---	--------

Notes:	Industrial Appliances
<p>\$16,000 to replace the current residential size Washer and Dryer with Industrial size machines. The current machines run 10 hours each day to keep up and it would be more efficient to have XXL size load capacity.</p> <p>\$8,900 to replace the current sanitization machine which has been deemed not repairable. Staff is handwashing all dishes in extremely hot water. It would be more effective to have a new sanitizing machine for all dishes and toys.</p> <p>CITY MANAGER'S COMMENTS: Approved</p>	

623 VEHICLES	-	-	-	10,000
--------------	---	---	---	--------

Notes:	Trailer Wrap
<p>\$10,000 to remove and replace the extremely faded wrap on the Adoption trailer.</p> <p>CITY MANAGER'S COMMENTS: Approved</p>	

<i>CAPITAL Totals</i>	<u>-</u>	<u>-</u>	<u>-</u>	<u>95,000</u>
-----------------------	----------	----------	----------	---------------

ANIMAL SERVICES Total	651,502	650,700	656,700	834,600
------------------------------	----------------	----------------	----------------	----------------

DIVISION SUMMARY

Fund	Department	Division
01 General	50 Public Works	53 Engineering

Expenditure Summary

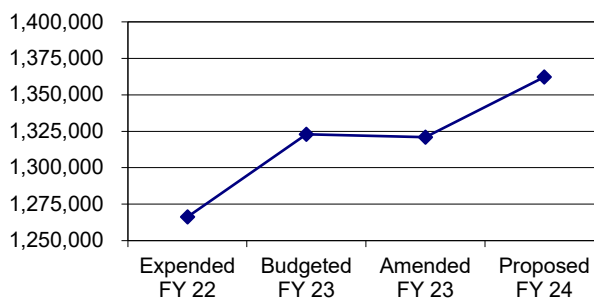
	Actual 21-22	Budgeted 22-23	Amended 22-23	Proposed 23-24
Personnel	886,306	982,750	977,750	992,600
Contractual	332,823	200,100	203,100	302,600
Supplies	25,080	33,850	33,850	33,850
Operational	14,588	23,700	23,700	23,700
Utilities	7,451	12,500	12,500	9,450
Capital	-	70,000	70,000	-
Total	1,266,249	1,322,900	1,320,900	1,362,200

Personnel Schedule

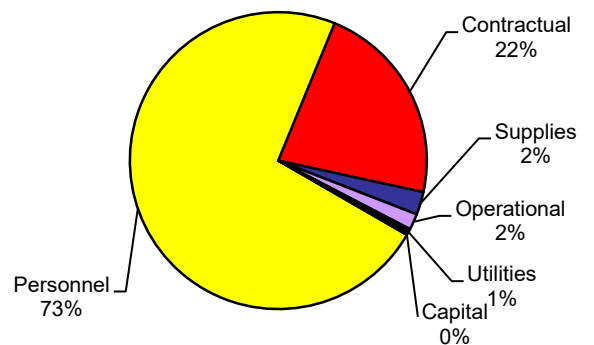
<u>Position</u>	<u>Classification</u>	<u>FY 23 Approved</u>	<u>FY 24 Proposed</u>
Public Works Director/City Engineer	-	1	1
Assistant City Engineer	32	1	1
Civil Engineer	28	1	1
Senior Construction Inspector Supervisor	21	1	1
Construction Inspector	17	4	4
Customer Service Coordinator	12	1	1

Activity Trends

Financial History



FY 24 Expenditures by Category



Fund	Department	Division
01 General Fund	50 Public Works	53 Engineering

G/L Account	2022 Actual Amount	2023 Adopted Budget	2023 Amended Budget	2024 City Manager Approved
-------------	--------------------	---------------------	---------------------	----------------------------

PERSONNEL SERVICES

100 SALARIES & WAGES	704,184	779,500	774,500	790,200
109 SALARIES & WAGES-OVERTIME	5,612	12,000	12,000	12,000
113 EDUCATION/CERTIFICATE PAY	1,200	1,200	1,200	1,500
114 LONGEVITY PAY	4,200	4,450	4,450	4,250
120 FICA & MEDICARE EXPENSE	53,558	58,050	58,050	60,450
122 T.M.R.S. RETIREMENT EXPENSE	117,551	127,550	127,550	124,200
<i>PERSONNEL SERVICES Totals</i>	886,306	982,750	977,750	992,600

CONTRACTUAL

213 CONSULTING FEES	288,268	170,000	170,000	260,000
---------------------	---------	---------	---------	---------

Notes:	Buffalo Creek Watershed Update
We previously updated the hydrologic model and converted to HMS, but still lack the update to the hydraulic model and converting to RAS along with preparing the formal report. This will finish updating all of the flood plain models. (\$95,000)	
<i>CITY MANAGER'S COMMENTS: Approved from General Fund Reserves</i>	

231 SERVICE MAINTENANCE CONTRACTS	25,770	14,000	14,000	26,500
-----------------------------------	--------	--------	--------	--------

Notes:	NCTCOG Aerials
\$16,000 for the purchase of the new aerials for GIS maps	
<i>CITY MANAGER'S COMMENTS: Approved</i>	

240 EQUIPMENT REPAIRS	-	600	600	600
242 EQUIPMENT RENTAL & LEASE	2,587	500	500	500
246 VEHICLE REPAIRS	8,897	6,500	9,500	6,500
276 STORMWATER PROGRAM COSTS	7,301	8,500	8,500	8,500
<i>CONTRACTUAL Totals</i>	332,823	200,100	203,100	302,600

SUPPLIES

301 OFFICE SUPPLIES	1,087	1,800	1,800	1,800
310 PRINTING & BINDING	510	1,500	1,500	1,500
321 UNIFORMS	666	1,050	1,050	1,050
323 SMALL TOOLS	424	1,500	1,500	1,500
325 SAFETY SUPPLIES	-	500	500	500
331 FUEL & LUBRICANTS	19,183	24,000	24,000	24,000
341 CONSTRUCTION & REPAIR SUPPLIES	2,732	3,000	3,000	3,000
347 GENERAL MAINTENANCE SUPPLIES	479	500	500	500
<i>SUPPLIES Totals</i>	25,080	33,850	33,850	33,850

Fund	Department	Division
01 General Fund	50 Public Works	53 Engineering

G/L Account	2022 Actual Amount	2023 Adopted Budget	2023 Amended Budget	2024 City Manager Approved
--------------------	-----------------------------------	------------------------------------	------------------------------------	---

OPERATIONS

410 DUES & SUBSCRIPTIONS	7,540	8,000	8,000	8,000
415 RECRUITING EXPENSES	323	-	-	-
430 TUITION & TRAINING	2,123	7,000	7,000	7,000
436 TRAVEL	4,602	8,700	8,700	8,700

<i>OPERATIONS Totals</i>	14,588	23,700	23,700	23,700
--------------------------	--------	--------	--------	--------

UTILITIES

507 CELLULAR TELEPHONE	7,451	12,500	12,500	9,450
------------------------	-------	--------	--------	-------

<i>UTILITIES Totals</i>	7,451	12,500	12,500	9,450
-------------------------	-------	--------	--------	-------

CAPITAL

623 VEHICLES	-	70,000	70,000	-
--------------	---	--------	--------	---

<i>CAPITAL Totals</i>	-	70,000	70,000	-
-----------------------	---	--------	--------	---

ENGINEERING Totals	1,266,249	1,322,900	1,320,900	1,362,200
---------------------------	------------------	------------------	------------------	------------------

DIVISION SUMMARY

Fund	Department	Division
01 General	50 Public Works	59 Streets

Expenditure Summary

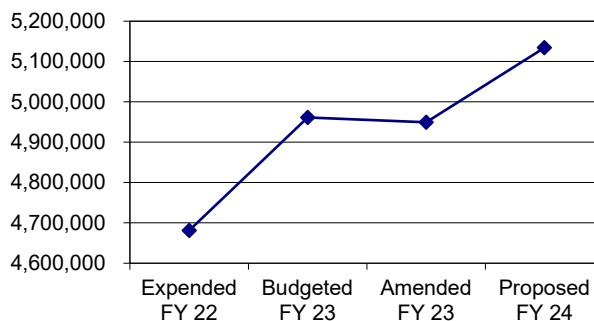
	Actual <u>21-22</u>	Budgeted <u>22-23</u>	Amended <u>22-23</u>	Proposed <u>23-24</u>
Personnel	748,093	997,000	977,000	1,082,100
Contractual	185,122	289,000	294,000	296,000
Supplies	2,532,289	3,034,600	3,037,600	3,258,600
Operational	1,234	11,500	11,500	11,500
Utilities	536,552	486,000	486,000	486,000
Capital	677,854	143,500	143,500	-
Total	<u>4,681,144</u>	<u>4,961,600</u>	<u>4,949,600</u>	<u>5,134,200</u>

Personnel Schedule

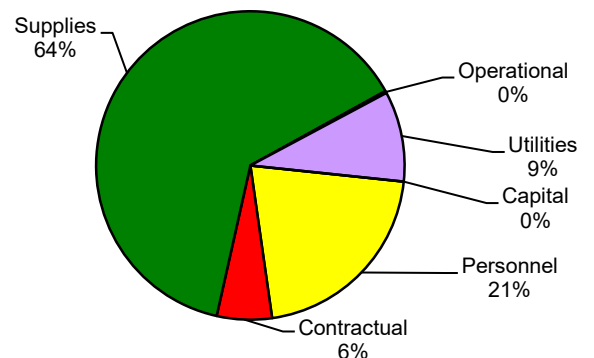
<u>Position</u>	<u>Classification</u>	FY 23 <u>Approved</u>	FY 24 <u>Proposed</u>
Streets Superintendent	25	1	1
Field Supervisor	21	2	2
Crew Leader	17	1	1
Streets & Drainage Coordinator	14	1	1
Equipment Operator	14	3	3
Special Operations Inspector	13	1	1
Sign Technician	12	2	2
Maintenance Worker II	11	3	3

Activity Trends

Financial History



FY 24 Expenditures by Category



Fund	Department	Division
01 General Fund	50 Public Works	59 Streets

G/L Account	2022 Actual Amount	2023 Adopted Budget	2023 Amended Budget	2024 City Manager Approved
--------------------	-----------------------------------	------------------------------------	------------------------------------	---

PERSONNEL SERVICES

100 SALARIES & WAGES	576,400	782,050	762,050	853,200
109 SALARIES & WAGES-OVERTIME	17,562	20,000	20,000	20,000
113 EDUCATION/CERTIFICATE PAY	2,700	2,100	2,100	2,400
114 LONGEVITY PAY	6,218	7,700	7,700	7,100
120 FICA & MEDICARE EXPENSE	45,492	59,000	59,000	65,300
122 T.M.R.S. RETIREMENT EXPENSE	99,721	126,150	126,150	134,100
<i>PERSONNEL SERVICES Totals</i>	748,093	997,000	977,000	1,082,100

CONTRACTUAL

213 CONSULTING FEES	-	5,000	5,000	5,000
231 SERVICE MAINTENANCE CONTRACTS	27,919	114,450	114,450	114,450
237 UNIFORM SERVICE	7,225	9,550	9,550	9,550
240 EQUIPMENT REPAIRS	24,113	35,000	40,000	42,000

Notes:	Equipment Repairs
General Maintenance/Preventative Maintenance - This account covers the cost for all of the division's small, medium and heavy-duty equipment. As of 6-2-23 we're over budget in this account with just under 4 months until the new fiscal year.	
CITY MANAGER'S COMMENTS: Approved	

242 EQUIPMENT RENTAL & LEASE	731	5,000	5,000	5,000
246 VEHICLE REPAIRS	15,647	25,000	25,000	25,000
270 WASTE DISPOSAL SERVICE	109,487	95,000	95,000	95,000
<i>CONTRACTUAL Totals</i>	185,122	289,000	294,000	296,000

SUPPLIES

301 OFFICE SUPPLIES	440	500	500	500
310 PRINTING & BINDING	-	500	500	500
323 SMALL TOOLS	10,924	11,100	11,100	11,100
325 SAFETY SUPPLIES	4,784	6,000	6,000	6,000
331 FUEL & LUBRICANTS	44,213	60,000	60,000	52,000
333 CHEMICAL	16,110	15,500	18,500	15,500

Fund	Department	Division
01 General Fund	50 Public Works	59 Streets

G/L Account	2022 Actual Amount	2023 Adopted Budget	2023 Amended Budget	2024 City Manager Approved
341 CONSTRUCTION & REPAIR SUPPLIES	2,357,844	2,768,000	2,768,000	3,000,000

Notes:	Construction and Repair Supplies
<p>\$500,000 Potential Full Depth Reclamation/Repair Projects A. East Rusk B. East Kaufman C. Hartman Street D. Tyler from Washington to East Rusk E. Aluminum Plant Road from Washington to Renfro F. Renfro Street G. Sids Road H. Mims Road I. Green Circle</p> <p>\$100,000 Miscellaneous Asphalt Segment Repairs Zollner (various), Old East Quail Run, Lofland Circle</p> <p>\$200,000 Micro Surfacing - Pavement Preservation Numerous asphalt roadways are oxidizing and would benefit from this treatment to stabilize their integrity and extend their longevity.</p> <p>\$250,000 Crack Seal Program – Pavement Preservation These funds will be used to crack seal construction joints in concrete roadways and to seal cracks in asphalt prior to micro surfacing.</p> <p>\$700,000 Miscellaneous Concrete Repairs Street Budget funds to cover miscellaneous street and alley repairs on an annual contract. This account will cover concrete pavement segmental repairs for streets.</p> <p>\$500,000 Miscellaneous Concrete Repairs – Alley Pavement Budget funds to cover miscellaneous street and alley repairs on an annual contract. This account will cover concrete pavement segmental repairs for alleys.</p> <p>\$150,000 Miscellaneous Sidewalk Construction Budget funds to cover miscellaneous sidewalk repairs and construction with our annual concrete replacement contract. This account will cover sidewalk repairs at various locations.</p> <p>\$125,000 Pavement Lift and Stabilization The pavement lifting process uses polyurethane foam injections to re-level concrete slabs in street and alley pavement sections that have become uneven.</p> <p>\$50,000 Miscellaneous Sidewalk Repair (Foam/Mud Jacking) These funds will be used to continue annual maintenance for lifting and leveling uneven sidewalks.</p> <p>\$100,000 Miscellaneous sidewalk connections to improve walkability to Downtown and Schools.</p> <p>\$75,000 Pavement Marking These funds will be used to maintain and upgrade pavement markings on various roadways throughout town.</p> <p>\$250,000 Construction Materials and Supplies - Staff Operations This budget fund is to cover the cost for construction materials and supplies used by city staff in its day-to-day maintenance operations. These supplies/materials include hot mix asphalt, cold mix asphalt, asphalt tac, concrete, rock, flex base, gravel and other miscellaneous material used for in-house construction and maintenance activities.</p> <p style="color: green;">CITY MANAGER'S COMMENTS: Approved</p>	

Fund	Department	Division
01 General Fund	50 Public Works	59 Streets

G/L Account	2022 Actual Amount	2023 Adopted Budget	2023 Amended Budget	2024 City Manager Approved
347 GENERAL MAINTENANCE SUPPLIES	6,064	16,000	16,000	16,000
384 DRAINAGE SYSTEM REPAIR SUPPLIES	17,475	15,000	15,000	15,000
392 SIGNS AND SIGNALS	74,435	137,000	137,000	137,000
393 STREET LIGHTING SUPPLIES	-	5,000	5,000	5,000
<i>SUPPLIES Totals</i>	2,532,289	3,034,600	3,037,600	3,258,600
 <i>OPERATIONS</i>				
410 DUES & SUBSCRIPTIONS	182	900	900	900
415 RECRUITING EXPENSES	357	-	-	-
430 TUITION & TRAINING	55	5,600	5,600	5,600
436 TRAVEL	641	5,000	5,000	5,000
<i>OPERATIONS Totals</i>	1,234	11,500	11,500	11,500
 <i>UTILITIES</i>				
504 STREET LIGHTING	526,395	475,000	475,000	475,000
507 CELLULAR TELEPHONE	10,157	11,000	11,000	11,000
<i>UTILITIES Totals</i>	536,552	486,000	486,000	486,000
 <i>CAPITAL</i>				
603 BUILDINGS	231,415	95,000	95,000	-
612 COMPUTER EQUIPMENT	1,149	-	-	-
617 RADIO EQUIPMENT	2,041	-	-	-

Fund	Department	Division
01 General Fund	50 Public Works	59 Streets

G/L Account	2022 Actual Amount	2023 Adopted Budget	2023 Amended Budget	2024 City Manager Approved
623 VEHICLES	-	48,500	48,500	-

Notes:	Replace Dump Truck
<p>\$208,000 Proposed: 2024 Kenworth T380 Tandem 12-14 Yard Dump Truck, Warren dump body, Warren sand spreader, Warren tarp system and hydraulic system plumbed for sand spreader operation. This is to replace a 2002 Ford F-650 6-yard dump truck in poor condition.</p> <p>This truck is vital to day-to-day operations. It does not have a sand spreader but is used to transport dirt and debris from job sites along with asphalt, rock and equipment such as the backhoe, skid steer, asphalt roller and excavator to the job sites.</p> <p>This truck has had several costly mechanical issues within the last four years that included two broken drive lines along with the clutch and pressure plate assembly. The PTO (power take-off) is not working properly, electrical issues etc. The existing truck and needs over \$15,000 in repairs.</p> <p>CITY MANAGER'S COMMENTS: Disapproved</p>	

634 DRAINAGE PROJECTS	443,249	-	-	-
<i>CAPITAL Totals</i>	<u>677,854</u>	<u>143,500</u>	<u>143,500</u>	<u>-</u>

STREETS Totals	4,681,144	4,961,600	4,949,600	5,134,200
-----------------------	------------------	------------------	------------------	------------------



City of Rockwall
The New Horizon

MEMORANDUM

TO: Mayor and Council Members
FROM: Mary Smith, City Manager
DATE: August 11, 2023
SUBJECT: Ad Valorem Taxes

The certified assessed value is \$8,964,484,128 and includes senior values of \$1,013,859,956 and new improvements of \$254,806,868. The certified value reflects an increase of 8.01% over the prior year of which 3.07% is from new values. The new values is the highest recorded in a single year by more than \$30million over last year's highest ever.

A tax rate of 27.0245 cents per hundred dollars of assessed value was used to prepare the 2023-24 Proposed Annual Budget.

The City's debt service rate is calculated to be 10.23 cents and the proposed operations rate would be 16.7945 cents for a proposed combined rate of 27.0245 cents per hundred dollars of assessed value. A penny on the tax rate generates \$896,484. Our No New Revenue Tax Rate is 27.0245 cents and the Voter Approval Rate is 29.5058 cents.

No New Revenue Rate (formerly known as the Effective Rate) – is the rate needed to collect the same tax dollars as FY23.

Voter Approval Rate – is the rate above which the City would need to hold an election to ratify the tax rate. The legislature allows up to 3.5% increase in revenue for maintenance and operations. Anything over that amount requires an election. This was formerly known as the Rollback Rate.

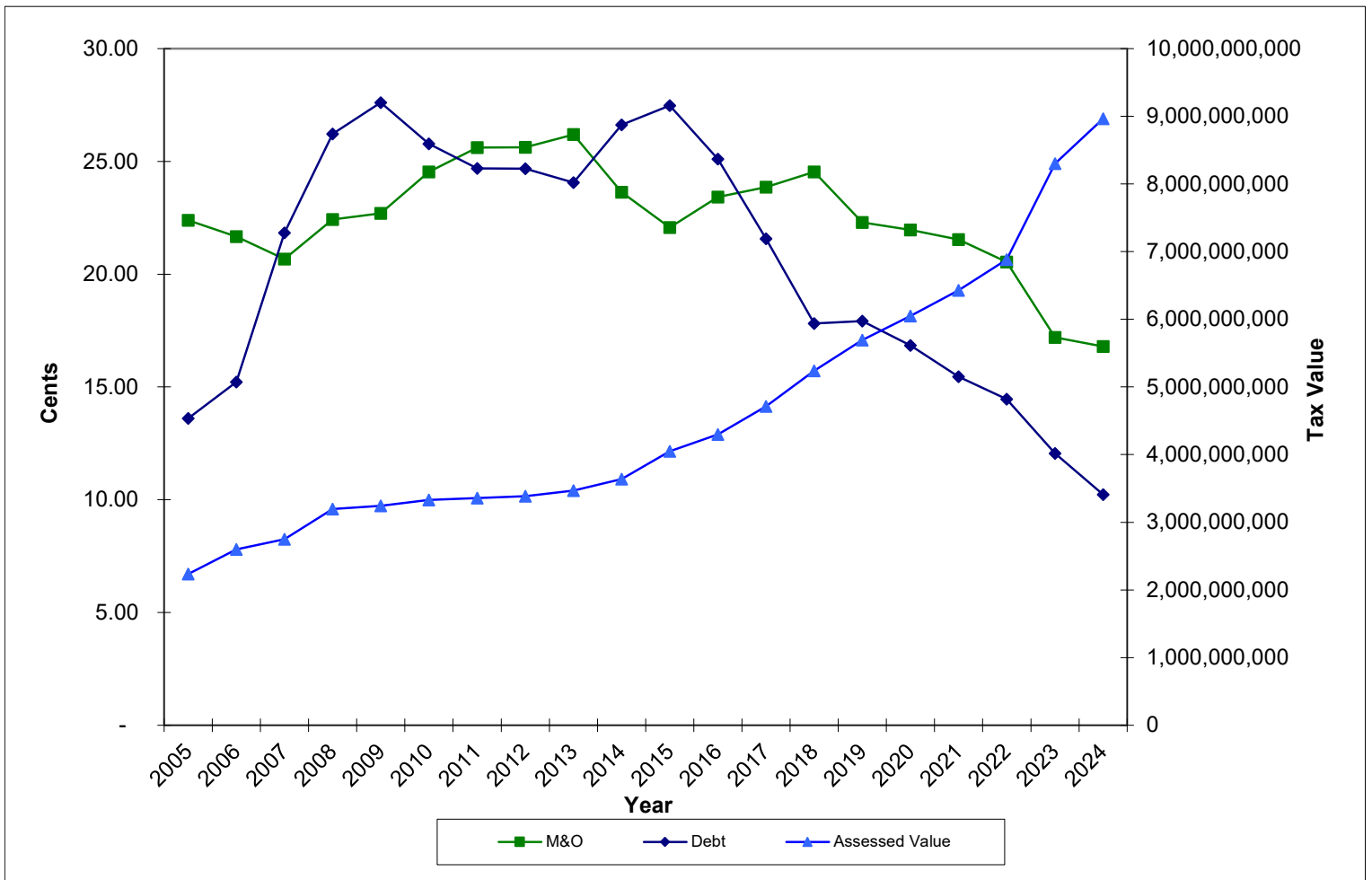
Public Hearings and Rate Adoption

The Truth in Taxation procedures requires one public hearing if the tax rate increases revenue by an amount over the amount calculated as the No New Revenue rate. The proposed tax rate does not require tax rate public hearings.

The City Charter requires a public hearing on the proposed budget, which can be conducted at the September 5th Council meeting and will be advertised as such. Adoption of the tax rate and budget will be included on the September 18th Council agenda.

Historical Tax Information

Fiscal Year	Assessed Value	% inc	M&O	Debt	Total	Collection Rate	NNR Rate	Voter Approval Rate
2005	2,234,955,112	10.26%	22.39	13.61	36.00	99.48%	34.18	36.05
2006	2,597,246,702	16.21%	21.67	15.22	36.89	98.48%	35.05	40.18
2007	2,748,347,498	5.82%	20.67	21.83	42.50	99.30%	34.72	44.18
2008	3,197,045,052	16.33%	22.43	26.22	48.65	99.60%	40.59	48.72
2009	3,242,344,081	1.42%	22.70	27.61	50.31	99.49%	47.88	52.32
2010	3,329,794,624	2.70%	24.53	25.78	50.31	99.45%	51.36	51.22
2011	3,357,317,663	0.83%	25.62	24.69	50.31	100.94%	51.86	52.64
2012	3,387,038,427	0.89%	25.63	24.68	50.31	99.72%	51.28	53.14
2013	3,467,380,383	2.37%	26.19	24.06	50.25	99.58%	50.25	52.64
2014	3,637,881,664	4.92%	23.63	26.62	50.25	99.43%	51.3700	55.0200
2015	4,050,756,693	11.35%	22.07	27.48	49.55	99.44%	49.5500	51.9800
2016	4,297,271,069	6.09%	23.42	25.11	48.53	99.56%	48.5300	49.3800
2017	4,714,674,107	9.71%	23.86	21.57	45.43	99.40%	45.4345	45.4373
2018	5,238,256,063	11.11%	24.54	17.82	42.36	99.86%	42.3671	42.3729
2019	5,693,209,277	8.69%	22.29	17.92	40.21	99.85%	40.2197	43.8897
2020	6,048,494,054	6.24%	21.9590	16.84	38.7990	99.72%	38.7990	40.8528
2021	6,429,002,080	12.92%	21.5400	15.46	37.0000	99.32%	37.3302	37.3910
2022	6,882,070,760	7.05%	20.5416	14.4584	35.0000	99.14%	35.3611	36.5161
2023	8,300,009,655	20.60%	17.2000	12.05	29.2500	99.50%	29.2678	29.9109
2024	8,964,484,128	8.01%	16.7945	10.23	27.0245	99.50%	27.0245	0.2951



SUMMARY OF OPERATIONS

Fund

04 Debt Service

	Actual 21-22	Budgeted 22-23	Amended 22-23	Proposed 23-24
Total Revenues	10,267,267	10,241,600	10,376,600	9,763,550
Total Expenditures	8,347,836	10,638,550	11,217,350	10,198,050
Excess Revenues Over (Under) Expenditures	1,919,432	(396,950)	(840,750)	(434,500)
Net Other Financing Sources (Uses)	-	-	-	-
Net Gain (Loss)	1,919,432	(396,950)	(840,750)	(434,500)
Fund Balance - Beginning	7,345,817	7,351,117	9,265,249	8,424,499
Fund Balance - Ending	9,265,249	6,954,167	8,424,499	7,989,999

SUMMARY OF REVENUES

Fund

04 Debt Service

Account	Description	Actual 21-22	Budgeted 22-23	Amended 22-23	Proposed 23-24
4001	Interest Earnings	44,990	30,000	95,000	95,000
4100	Current Taxes	9,579,125	9,741,600	9,741,600	9,128,550
4105	Delinquent Taxes	68,286	70,000	70,000	70,000
4110	Penalty & Interest	55,424	50,000	50,000	50,000
4674	Roadway Impact Fees	519,443	350,000	420,000	420,000
Total Revenues		10,267,267	10,241,600	10,376,600	9,763,550

SUMMARY OF EXPENDITURES

Fund

04 Debt Service

	Actual 21-22	Budgeted 22-23	Amended 22-23	Proposed 23-24
Debt Service	8,347,836	10,638,550	11,217,350	10,198,050
Total Expenditures	8,347,836	10,638,550	11,217,350	10,198,050

LONG TERM DEBT

Fund	Department	Division
04 Debt Service	90 Finance	11 Long Term Debt

Account	Description	Actual 21-22	Budgeted 22-23	Amended 22-23	Proposed 23-24
750	Admin. Fees	18,000	12,000	12,000	12,000
752	Bonds - Principal	5,295,000	6,799,500	8,602,450	7,320,000
754	Bonds - Interest	2,200,871	2,992,700	2,293,550	2,748,600
768	Certificates - Principal	615,000	640,000	285,000	80,000
770	Certificates - Interest	218,965	194,350	24,350	37,450
Total Debt Service		8,347,836	10,638,550	11,217,350	10,198,050



City of Rockwall
The New Horizon

MEMORANDUM

TO: Mayor and Council Members
FROM: Mary Smith, City Manager
DATE: August 11, 2023
SUBJECT: Harbor Debt Analysis

The Appraisal District has reported the certified assessed values in the Harbor TIF Zone. Valuations totaled \$233,654,870, resulting in a captured value of \$218,342,420. This is a valuation increase of 26.19%. Taxes on the captured value are revenues to the Zone. The City has committed 100% of taxes on the captured value to the TIF. City property taxes to the Zone should total \$590,050.

100% of the City's sales tax generated in the TIF is revenue to the zone. Sales taxes in the TIF are on pace to be up 5% as we complete FY2023. Sales taxes projections for fiscal year 2024 will be held flat compared to FY2023 to be conservative.

SUMMARY OF OPERATIONS

Fund

05 Harbor Debt Service

	Actual 21-22	Budgeted 22-23	Amended 22-23	Proposed 23-24
Total Revenues	765,920	847,550	847,550	950,500
Total Expenditures	733,540	830,000	830,000	906,350
Excess Revenues Over (Under) Expenditures	32,380	17,550	17,550	44,150
Net Other Financing Sources (Uses)	-	-	-	-
Net Gain (Loss)	32,380	17,550	17,550	44,150
Fund Balance - Beginning	119,249	140,849	151,629	169,179
Fund Balance - Ending	151,629	158,399	169,179	213,329

SUMMARY OF REVENUES

Fund

05 Harbor Debt Service

Account	Description	Actual 21-22	Budgeted 22-23	Amended 22-23	Proposed 23-24
4100	Current Taxes	396,358	492,550	492,550	590,500
4105	Delinquent Taxes	-	-	-	-
4150	Sales Taxes	301,910	300,000	300,000	300,000
4155	Beverage Sales Taxes	67,652	55,000	55,000	60,000
Total Revenues		765,920	847,550	847,550	950,500

SUMMARY OF EXPENDITURES

Fund

05 Harbor Debt Service

	Actual 21-22	Budgeted 22-23	Amended 22-23	Proposed 23-24
Debt Service	950,973	830,000	830,000	906,350
Total Expenditures	733,540	830,000	830,000	906,350

LONG TERM DEBT

Fund

05 Harbor Debt Service

Account	Description	Actual 21-22	Budgeted 22-23	Amended 22-23	Proposed 23-24
768	Certificates - Principal	550,000	655,000	655,000	700,000
770	Certificates - Interest	183,540	175,000	175,000	206,350
Total Debt Service		733,540	830,000	830,000	906,350



City of Rockwall
The New Horizon

MEMORANDUM

TO: Mayor and Council Members
FROM: Mary Smith, City Manager
DATE: August 11, 2023
SUBJECT: Water / Wastewater Rates

North Texas Municipal Water District while still finalizing the budget for treated water for 202 is projecting an increase in the treated water rate by as much as thirty cents (.30) per thousand gallons. The District expects to raise the rate to \$3.69 per thousand gallons of treated water. This is the second increase in the last two years due in large part to the economic conditions and supply chain issues as well the new lake and treatment plant coming online.

The charges for Wastewater treatment by the District are increasing from the original 2023 budget. Specifically, we are anticipating an 20.7% increase for the regional interceptor line due to the capacity needs to facilitate the transfer of wastewater to the treatment plant in Mesquite. The rate for regional sewer treatment is increasing 11.6%. The treatment cost at the two Rockwall plants is increasing 29.7% for the North plant and increasing 14.7% for the South plant. Construction work continues on the parallel line to the Mesquite treatment plant with construction expected to conclude in 2024. Rockwall partners with Heath and Forney on the wastewater line to the Mesquite plant and Mclendon Chisholm is a customer of Rockwall's with flow into the line under an agreement with that city.

The City has two primary criteria when setting rates. The City's policy is to maintain a 60-day working capital (reserves) balance. The City's reserves will be closer to 150 days. Historically we have set rates and budgets based on periods of normal weather and consumption, not the extremes that can occur. The weather and consumption patterns have been anything but normal for the past decade and 2023 is no exception. Despite the extremely hot temperatures and dry conditions this summer our water consumption decreased slightly. We consumed about 95% of our minimum demand. District volume calculations will be finalized shortly.

Overall operations budgets for fiscal year 2024 increased by 6.37% and while revenues are projected to increase as we continue to grow the number of accounts for both water and sewer we will not be able to absorb these increases on the sewer side of the operations without an increase in rates. This will be subject to change based on final budget adoption by the District since those expenses are the largest we have in either the water or the wastewater operations.

Wholesale Customers

Our wholesale customer rates are determined in a separate study. These rates are designed to completely cover our cost of providing wholesale water. Blackland and RCH Water Supply Corporations will be subject to a rate increase based on those study findings and most specifically the increased treated water rate from NTMWD. Blackland continues to work toward becoming a direct customer of the NTMWD. They are in the process of acquiring rights of way for their new line to connect to the District. At that time, we will transfer the maximum gallons they have purchased historically from our minimum demand to their new minimum demand with the District. The status of RCH going direct to NTMWD is undetermined at this time.

The City of Heath's contract with Rockwall provides for rate increases as NTMWD adjusts the District's rate to member cities and includes a minimum take or pay provision, which was implemented in FY2017. Heath did not meet their minimum demand level this year so the increase will be in the rate only.

DIVISION SUMMARY

Fund	Department	Division
02 Water & Sewer	60 Utility Services	62 Long Term Debt

Expenditure Summary

	Actual 21-22	Budgeted 22-23	Amended 22-23	Proposed 23-24
Debt Service	3,913,459	4,761,500	4,764,000	4,600,300
Total	<u>3,913,459</u>	<u>4,761,500</u>	<u>4,764,000</u>	<u>4,600,300</u>

Fund	Department	Division
02 Water & Sewer	60 Utility Services	62 Debt Service

G/L Account	2022 Actual Amount	2023 Adopted Budget	2023 Amended Budget	2024 City Manager Approved
--------------------	-----------------------------------	------------------------------------	------------------------------------	---

70 Debt Service

0750	BOND ADMINISTRATION FEES	4,931	2,000	4,500	5,000
0752	BOND - PRINCIPAL	2,585,000	3,100,000	3,100,000	2,825,000
0754	BOND - INTEREST	706,984	1,013,500	1,013,500	1,193,500
0772	NTMWD - PRINCIPAL	475,000	520,000	520,000	476,000
0774	NTMWD - INTEREST	141,544	126,000	126,000	100,800

Debt Service TOTAL:	3,913,459	4,761,500	4,764,000	4,600,300
--------------------------------------	------------------	------------------	------------------	------------------

DIVISION SUMMARY

Fund	Department	Division
02 Water & Sewer	60 Utility Services	61 Utility Billing

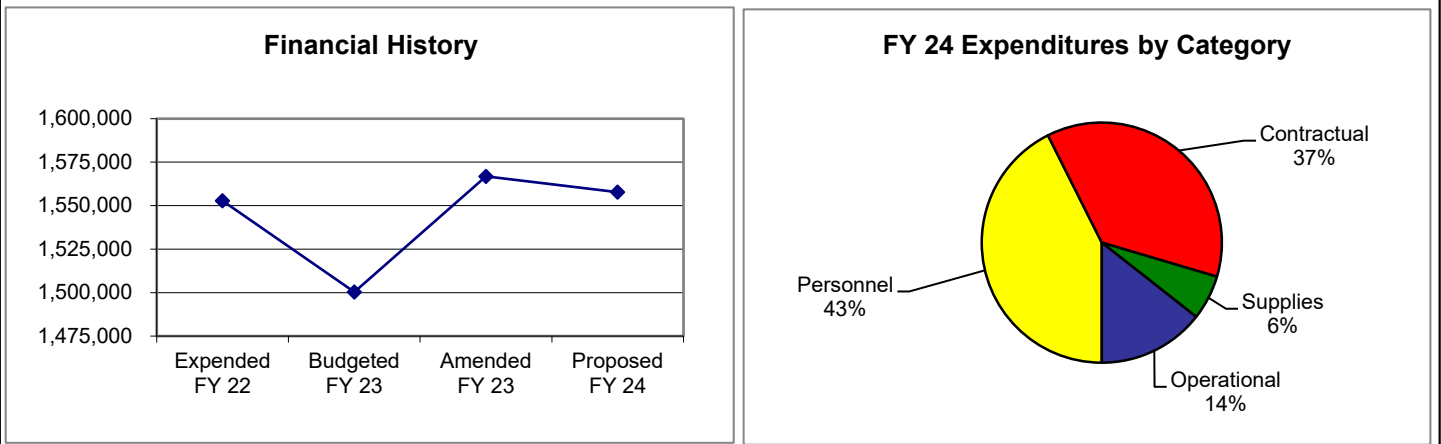
Expenditure Summary

	Actual 21-22	Budgeted 22-23	Amended 22-23	Proposed 23-24
Personnel	597,954	626,500	701,500	663,550
Contractual	581,865	575,150	566,150	576,150
Supplies	126,131	92,800	93,300	93,800
Operational	246,869	205,900	205,900	224,300
Total	1,552,820	1,500,350	1,566,850	1,557,800

Personnel Schedule

Position	Classification	FY 23 Approved	FY 24 Proposed
Utility Billing Supervisor	22	1	1
Field Supervisor	19	1	1
Billing Coordinator	14	-	1
Customer Service Representative	12	3	2
Meter Technician	12	4	4

Activity Trends



Fund	Department	Division
02 Water Sewer	60 Utility Services	61 Utility Billing

G/L Account	2022 Actual Amount	2023 Adopted Budget	2023 Amended Budget	2024 City Manager Approved
--------------------	-----------------------------------	------------------------------------	------------------------------------	---

PERSONNEL SERVICES

100 SALARIES & WAGES	432,773	499,500	499,500	529,950
109 SALARIES & WAGES-OVERTIME	45,806	2,500	60,500	2,500
113 EDUCATION/CERTIFICATE PAY	1,500	1,800	1,800	2,100
114 LONGEVITY PAY	3,800	4,600	4,600	5,150
120 FICA & MEDICARE EXPENSE	35,767	37,650	42,650	40,550
122 T.M.R.S. RETIREMENT EXPENSE	78,308	80,450	92,450	83,300
<i>PERSONNEL SERVICES Totals</i>	<u>597,954</u>	<u>626,500</u>	<u>701,500</u>	<u>663,550</u>

CONTRACTUAL

210 AUDITING	12,993	17,000	17,000	17,000
217 IT SERVICE	-	28,750	28,750	28,750
223 INSURANCE-SURETY BONDS	352	400	400	400
225 INSURANCE-AUTOMOBILES	31,762	42,000	30,000	31,500
227 INSURANCE-REAL PROPERTY	52,824	48,500	51,500	61,000
228 INSURANCE-CLAIMS & DEDUCTIBLES	25,404	25,000	25,000	25,000
229 INSURANCE-LIABILITY	25,477	25,000	25,000	28,000
231 SERVICE MAINTENANCE CONTRACTS	425,049	375,000	375,000	375,000
235 BANK CHARGES	-	5,000	5,000	1,000
240 EQUIPMENT REPAIRS	576	1,000	1,000	1,000
242 EQUIPMENT RENTAL & LEASE	7,427	7,500	7,500	7,500
<i>CONTRACTUAL Totals</i>	<u>581,865</u>	<u>575,150</u>	<u>566,150</u>	<u>576,150</u>

SUPPLIES

301 OFFICE SUPPLIES	2,021	1,800	1,800	1,800
307 POSTAGE	98,552	80,000	80,000	80,000
310 PRINTING & BINDING	25,557	10,000	10,500	11,000
347 GENERAL MAINTENANCE SUPPLIES	1	1,000	1,000	1,000
<i>SUPPLIES Totals</i>	<u>126,131</u>	<u>92,800</u>	<u>93,300</u>	<u>93,800</u>

OPERATIONS

410 DUES & SUBSCRIPTIONS	-	300	300	300
430 TUITION & TRAINING	1,099	2,000	2,000	2,000
436 TRAVEL	1,570	2,000	2,000	2,000
450 BAD DEBT EXPENSE	77,637	30,000	30,000	30,000
490 HOUSEHOLD HAZARDOUS WASTE	166,564	171,600	171,600	190,000
<i>OPERATIONS Totals</i>	<u>246,869</u>	<u>205,900</u>	<u>205,900</u>	<u>224,300</u>

BILLING SERVICES Totals	1,552,820	1,500,350	1,566,850	1,557,800
--------------------------------	------------------	------------------	------------------	------------------

DIVISION SUMMARY

Fund	Department	Division
02 Water & Sewer	60 Utility Services	63 Water Operations

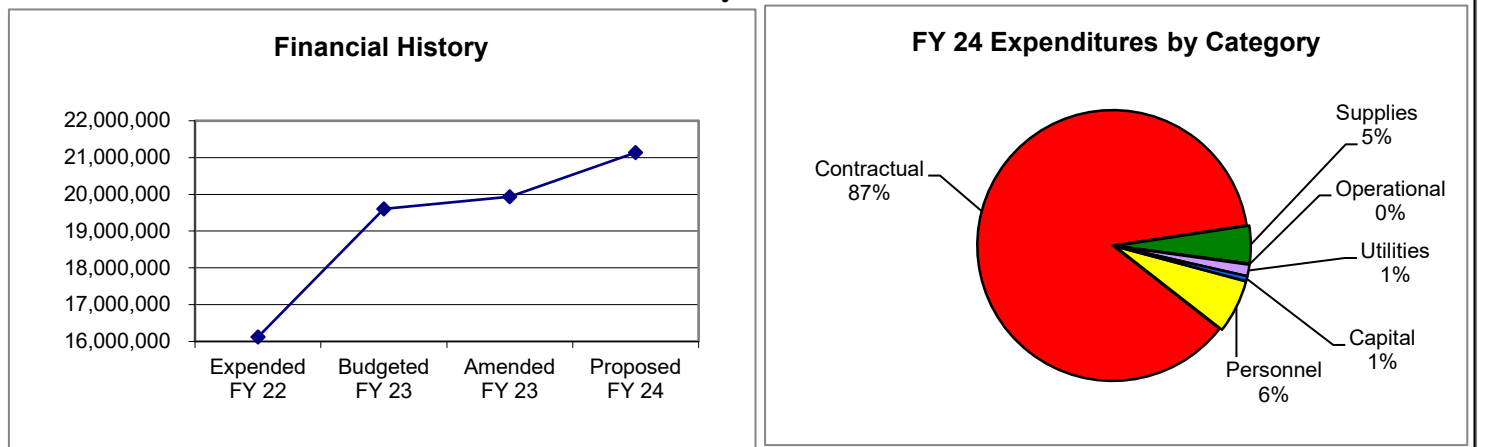
Expenditure Summary

	Actual 21-22	Budgeted 22-23	Amended 22-23	Proposed 23-24
Personnel	1,280,400	1,317,850	1,371,850	1,348,650
Contractual	13,513,139	16,924,750	16,927,250	18,400,350
Supplies	718,765	907,700	947,700	947,700
Operational	13,101	23,250	23,250	23,250
Utilities	328,889	293,500	293,500	288,500
Capital	266,151	135,000	375,000	126,700
Total	16,120,444	19,602,050	19,938,550	21,135,150

Personnel Schedule

Position	Classification	FY 23 Approved	FY 24 Proposed
Water/Wastewater Manager	32	1	1
Water - Field Supervisor	22	1	1
Senior Production Technician	17	1	1
Crew Leader	17	2	2
Public Works Coordinator	14	1	1
Equipment Operator	14	2	2
Water Quality Technician	13	2	2
Production Technician I	12	2	2
Fire Hydrant Technician	12	2	2
Maintenance Worker II	11	4	4

Activity Trends



Fund	Department	Division
02 Water Sewer	60 Utility Services	63 Water Operations

G/L Account	2022 Actual Amount	2023 Adopted Budget	2023 Amended Budget	2024 City Manager Approved
-------------	--------------------------	---------------------------	---------------------------	----------------------------------

PERSONNEL SERVICES

100 SALARIES & WAGES	877,678	992,400	932,400	1,022,350
----------------------	---------	---------	---------	-----------

Notes:	Add Water Quality Tech
<p>The Water Division of Public Works is requesting the addition of a Water Quality Tech. The current Water Quality Technicians' duties include:</p> <ul style="list-style-type: none"> • Daily bacteriological samples • Line locates • Flushes dead-end mains • Responds to calls from customers regarding water quality and pressure issues • Repair and test fire hydrant meter and backflow devices • Reads and inspects fire hydrant meters on construction sites • Daily chlorine residual samples • Lead and copper samples • Testing for nitrification in the water system • Record keeping of all activities <p>With the growth of the City and government regulations, the Water Division of Public Works is requesting an additional Water Quality Tech be added to the staff. The current Water Quality Techs often ask for help to complete daily tasks.</p> <p>\$63,002 Salary and Benefits Vehicle</p> <p>CITY MANAGER'S COMMENTS: Disapproved</p>	

109 SALARIES & WAGES-OVERTIME	145,073	75,000	160,000	75,000
113 EDUCATION/CERTIFICATE PAY	2,019	3,600	3,600	3,600
114 LONGEVITY PAY	7,830	8,600	8,600	8,800
120 FICA & MEDICARE EXPENSE	79,360	75,900	84,900	78,200
122 T.M.R.S. RETIREMENT EXP.	168,440	162,350	182,350	160,700

<i>PERSONNEL SERVICES Totals</i>	1,280,400	1,317,850	1,371,850	1,348,650
----------------------------------	-----------	-----------	-----------	-----------

CONTRACTUAL

211 LEGAL	47,106	25,000	25,000	25,000
212 ENGINEERING SERVICES	-	-	-	80,000

Notes:	Engineering Tower Painting
<p>We need to begin the process to engineer the painting of the Southside Water Tower. This tower has a large number of cell antennas on it that will have to be relocated during the painting.</p> <p>There may be minor structural repairs that need to be done during this painting process and for which we will need to have engineers study.</p> <p>The painting of the tower will be budgeted in FY0225 and is expected to cost about \$1million.</p> <p>CITY MANAGER'S COMMENTS: Approved</p>	

Fund	Department	Division
02 Water Sewer	60 Utility Services	63 Water Operations

G/L Account	2022 Actual Amount	2023 Adopted Budget	2023 Amended Budget	2024 City Manager Approved
213 CONSULTING FEES	53,169	320,500	320,500	168,000

Notes:	New EPA Regulations
Phase II \$118,000 (FY 2023)	
<p>On December 16, 2021, the EPA adopted new regulations to the Lead and Copper Rules (LCR), with a compliance date set for October 16, 2024. The new rules and regulations require water systems to inventory all services, mains, and private water lines from the City’s connection to homes and buildings to determine if lead lines are present. This inventory also requires the City to determine if any galvanized pipes are connected or had previously been connected to lead lines in the past.</p> <p>There are two other actions that water systems must complete by the LCR’s October 16, 2024 compliance date a Lead Service Line Replacement Plan (LSLR) and a revised Tap Sampling Plan (TSP) for residents and the addition of sampling at schools and daycares. The LSLR plan would describe the procedure for systems to conduct lead service line replacements in accordance with the LCR. The (TSP) would identify the locations and methods for systems to conduct tap sampling following the LCR.</p> <p>We have proposed assistance from a consulting firm to complete this task in two phases over the next two years to meet the requirements of the new LCR rules by October 16, 2024. Phase I was approved for FY 2023 budget year at an estimated cost of 271,500. Budge year 2024 will complete Phase II with an estimated cost of \$118,000.</p>	
CITY MANAGER'S COMMENTS: Approved	

231 SERVICE-MAINT. CONTRACTS	78,603	108,000	108,000	96,600
237 UNIFORM SERVICE	11,099	15,000	15,000	15,000
240 EQUIPMENT REPAIRS	15,685	13,000	13,000	13,000
242 EQUIPMENT RENTAL & LEASE	8,331	10,000	10,000	10,000
244 BUILDING REPAIRS	491	15,000	15,000	15,000
246 VEHICLE REPAIRS	42,569	34,000	36,500	34,000
270 WASTE DISPOSAL SERVICE	-	10,000	10,000	10,000
280 STATE PERMITS	38,962	42,000	42,000	42,000
281 METER REPAIR & REPLACEMENT	9,151	14,500	14,500	14,500
287 WATER PURCHASES	12,855,466	15,643,500	15,643,500	17,399,750
288 WATERLINE REPAIR & REPLAC	90,283	195,000	195,000	195,000

Fund	Department	Division
02 Water Sewer	60 Utility Services	63 Water Operations

G/L Account	2022 Actual Amount	2023 Adopted Budget	2023 Amended Budget	2024 City Manager Approved
289 RESERVOIR MAINT. & REPAIR	262,224	479,250	479,250	282,500

Notes:	Reservoir Projects
<p>\$75,000 Rebuild one water pump per year at Heath Street, Eastside 700, and 780 Pump Stations.</p> <p>\$39,960 Cell modem retrofits and PLC programming of (2) Elevated Storage, RCH meter vault, (2) Eastside pump station</p> <p>\$43,500 VT SCADA software program will replace the outdated Supervisory Control and Data Acquisition (SCADA) system that runs the sewer and water systems. The current antiquated system operates from four different programs from separate vendors, which often need to work better together and cause significant communication problems. VT SCADA is a single-installed program with one license that does all the functions of the four-separate license. The new program's cost will be split with water ($\\$87,000 \div 2 = \\$43,500$).</p> <p>\$29,280 Sandblast and painting pumps at Eastside 700 and 780 Pump Stations to maintain the integrity of the pumps.</p> <p>CITY MANAGER'S COMMENTS: Approved</p>	

CONTRACTUAL Totals 13,513,139 16,924,750 16,927,250 18,400,350

SUPPLIES

301 OFFICE SUPPLIES	2,396	2,550	2,550	2,550
310 PRINTING & BINDING	546	2,000	2,000	2,000
323 SMALL TOOLS	20,129	34,850	34,850	34,850
325 SAFETY SUPPLIES	9,503	10,800	10,800	10,800
331 FUEL & LUBRICANTS	84,764	80,000	80,000	95,000
333 CHEMICAL	7,827	13,500	13,500	13,500
335 PROPANE	12,317	15,000	15,000	10,000
341 CONSTRUCTION & REPAIR SUP	87,188	70,000	95,000	90,000

Notes:	Increase in Construction/Repairs
<p>\$20,000 addition</p> <p>Construction and repair supply expenses have exceeded the budgeted amount, requesting an increase from \$70,000 to \$90,000.</p> <p>CITY MANAGER'S COMMENTS: Approved</p>	

347 GENERAL MAINT. SUPPLY	17,655	18,000	18,000	18,000
380 FIRE HYDRANT MAINT SUPPLY	9,691	11,000	11,000	11,000
381 WATER PIPE FITTINGS	54,310	50,000	65,000	60,000

Notes:	Increase in Pipe Fittings
<p>With the increase in material cost, the expenses have exceeded the budgeted amount, requesting an increase from \$50,000 to \$60,000.</p> <p>CITY MANAGER'S COMMENTS: Approved</p>	

Fund	Department	Division
02 Water Sewer	60 Utility Services	63 Water Operations

G/L Account	2022 Actual Amount	2023 Adopted Budget	2023 Amended Budget	2024 City Manager Approved						
382 METER SUPPLIES	412,438	600,000	600,000	600,000						
<i>SUPPLIES Totals</i>	718,765	907,700	947,700	947,700						
<i>OPERATIONS</i>										
410 DUES & SUBSCRIPTIONS	1,326	2,400	2,400	2,400						
415 RECRUITING EXPENSES	823	500	500	500						
430 TUITION & TRAINING	10,227	15,350	15,350	15,350						
436 TRAVEL	724	5,000	5,000	5,000						
<i>OPERATIONS Totals</i>	13,101	23,250	23,250	23,250						
<i>UTILITIES</i>										
501 ELECTRICITY	318,589	275,000	275,000	275,000						
507 CELLULAR TELEPHONE	10,300	13,500	13,500	13,500						
508 TELEPHONE SERVICE	-	5,000	5,000	-						
<i>UTILITIES Totals</i>	328,889	293,500	293,500	288,500						
<i>CAPITAL</i>										
601 LAND	-	-	240,000	-						
621 FIELD MACHINERY & EQUIPMENT	-	-	-	56,050						
<table border="1" style="width: 100%; border-collapse: collapse;"> <tr> <td style="width: 40%;">Notes:</td> <td>Mixers for Eastside Water Yard</td> </tr> <tr> <td colspan="2"> \$56,040 Mixers are needed at the two ground storage tanks at the water yard on I 30. The mixer will thoroughly mix the water in the tanks to create consistent disinfectant residual throughout. A few years ago, the City installed a mixer in the ground storage tank at Heath Street that drastically improved the water quality by mixing the water in the tank, creating a consistent disinfectant residual throughout. </td> </tr> <tr> <td colspan="2" style="color: green;"> CITY MANAGER'S COMMENTS: Approved </td> </tr> </table>					Notes:	Mixers for Eastside Water Yard	\$56,040 Mixers are needed at the two ground storage tanks at the water yard on I 30. The mixer will thoroughly mix the water in the tanks to create consistent disinfectant residual throughout. A few years ago, the City installed a mixer in the ground storage tank at Heath Street that drastically improved the water quality by mixing the water in the tank, creating a consistent disinfectant residual throughout.		CITY MANAGER'S COMMENTS: Approved	
Notes:	Mixers for Eastside Water Yard									
\$56,040 Mixers are needed at the two ground storage tanks at the water yard on I 30. The mixer will thoroughly mix the water in the tanks to create consistent disinfectant residual throughout. A few years ago, the City installed a mixer in the ground storage tank at Heath Street that drastically improved the water quality by mixing the water in the tank, creating a consistent disinfectant residual throughout.										
CITY MANAGER'S COMMENTS: Approved										
623 VEHICLES	32,450	135,000	135,000	70,650						
<table border="1" style="width: 100%; border-collapse: collapse;"> <tr> <td style="width: 40%;">Notes:</td> <td>New Vehicle</td> </tr> <tr> <td colspan="2"> \$70,620 to purchase a replacement 3/4-ton crew cab truck with utility bed. The new vehicle will replace a 2016 3/4-ton super cab truck with 122,000 miles. </td> </tr> <tr> <td colspan="2" style="color: green;"> CITY MANAGER'S COMMENTS: Approved </td> </tr> </table>					Notes:	New Vehicle	\$70,620 to purchase a replacement 3/4-ton crew cab truck with utility bed. The new vehicle will replace a 2016 3/4-ton super cab truck with 122,000 miles.		CITY MANAGER'S COMMENTS: Approved	
Notes:	New Vehicle									
\$70,620 to purchase a replacement 3/4-ton crew cab truck with utility bed. The new vehicle will replace a 2016 3/4-ton super cab truck with 122,000 miles.										
CITY MANAGER'S COMMENTS: Approved										
633 INFRASTRUCTURE IMPROVEMEN	233,701	-	-	-						
<i>CAPITAL Totals</i>	266,151	135,000	375,000	126,700						
WATER OPERATIONS Totals	16,120,444	19,602,050	19,938,550	21,135,150						

SEWER OPERATIONS

Fund	Department	Division
02 Water & Sewer	60 Utility Services	67 Sewer Operations

Expenditure Summary

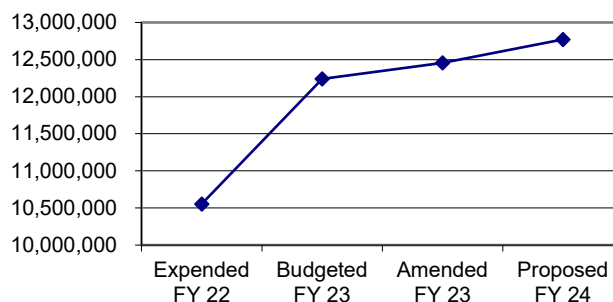
	Actual 21-22	Budgeted 22-23	Amended 22-23	Proposed 23-24
Personnel	1,264,363	1,228,650	1,419,650	1,274,900
Contractual	8,825,606	10,331,200	10,358,700	10,741,450
Supplies	220,765	251,450	251,450	288,050
Operational	10,377	17,700	17,700	17,700
Utilities	125,160	120,500	120,500	120,500
Capital	108,610	288,300	288,300	328,900
Total	10,554,882	12,237,800	12,456,300	12,771,500

Personnel Schedule

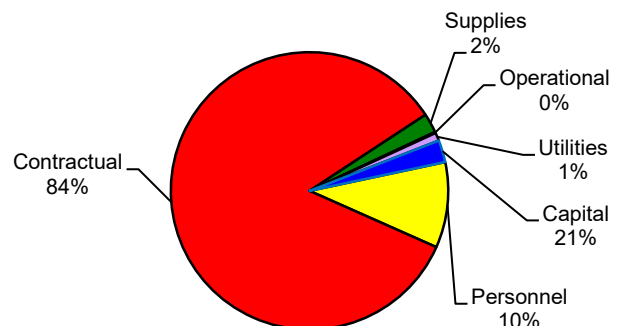
Position	Classification	FY 23	FY 24
		Approved	Proposed
Wastewater - Field Supervisor	22	1	1
Production Technician - Field Superviso	22	1	1
Crew Leader	17	2	2
FOG Agent	16	1	1
Production Technician II	15	2	2
Equipment Operator	14	2	2
Production Technician I	12	1	1
Infiltration Technician	12	1	1
Maintenance Worker II	11	5	5

Activity Trends

Financial History



FY 24 Expenditures by Category



Fund	Department	Division
02 Water Sewer	60 Utility Services	67 Sewer Operations

G/L Account	2022 Actual Amount	2023 Adopted Budget	2023 Amended Budget	2024 City Manager Approved
-------------	--------------------------	---------------------------	---------------------------	----------------------------------

PERSONNEL SERVICES

100 SALARIES & WAGES	796,051	907,050	907,050	949,300
109 SALARIES & WAGES-OVERTIME	212,792	90,000	225,000	90,000
113 EDUCATION/CERTIFICATE PAY	2,239	3,600	3,600	3,600
114 LONGEVITY PAY	9,247	10,200	10,200	10,150
120 FICA & MEDICARE EXPENSE	75,707	69,400	85,400	72,650
122 T.M.R.S. RETIREMENT EXPENSE	168,329	148,400	188,400	149,200

PERSONNEL SERVICES Totals 1,264,363 1,228,650 1,419,650 1,274,900

CONTRACTUAL

213 CONSULTING FEES	-	350,000	350,000	240,000
---------------------	---	---------	---------	---------

Notes:	Master Plan and Impact Study
<p>\$190,000 This Plan evaluates the existing water and wastewater systems' capacity and recommends a phased Capital Improvements Plan through buildout. The recommendations will serve as a basis for the design, construction, and financing of facilities required to meet the City's water and wastewater service needs. The impact fees recoup, from developers, some of the cost of new development on the City's infrastructure.</p>	
<p>CITY MANAGER'S COMMENTS: Approved</p>	

231 SERVICE-MAINT. CONTRACTS	193,386	241,000	241,000	226,000
237 UNIFORM SERVICE	8,204	14,700	14,700	14,700
240 EQUIPMENT REPAIRS	32,632	32,000	32,000	32,000
242 EQUIPMENT RENTAL & LEASE	220	10,000	10,000	10,000
246 VEHICLE REPAIRS	44,338	33,500	36,000	40,000

Notes:	Increase Requested
<p>Vehicle repair expenses have exceeded the budgeted amount, requesting an increase from \$33,500 to \$40,000.</p>	
<p>CITY MANAGER'S COMMENTS: Approved</p>	

279 INDUSTRIAL PRE-TREATMENT	85,858	99,250	99,250	114,950
282 LIFT STATION MAINTENANCE	226,718	157,650	182,650	190,450

Notes:	VT SCADA Implementation
<p>\$43,500 This software program will replace the outdated Supervisory Control and Data Acquisition (SCADA) system that runs the sewer and water systems. The current antiquated system operates from four different programs from separate vendors, which often need to work better together and cause significant communication problems. VT SCADA is a single-installed program with one license that does all the functions of the four-separate license. The new program's cost will be split with water.</p>	
<p>CITY MANAGER'S COMMENTS: Approved</p>	

Fund	Department	Division
02 Water Sewer	60 Utility Services	67 Sewer Operations

G/L Account	2022 Actual Amount	2023 Adopted Budget	2023 Amended Budget	2024 City Manager Approved
284 SEWER LINE REPAIR & RPCMT	461,291	342,350	342,350	403,100

Notes:	Increase in System Improvements
\$50,000 additional funds as materials and labor have gone up the past 4 years for manhole rehabilitation.	
CITY MANAGER'S COMMENTS: Approved	

Notes:	Sewer Condition Assessment
<p>\$162,600 The strategic plan associated with the City’s CMOM plan presented to the EPA requires that the City must complete a condition assessment of the sewer system within ten years. To develop this strategic initiative, staff and the firm that worked on the CMOM took the information provided through the flow monitoring study conducted in the spring of 2015. This study divided the wastewater systems into 37 basins. The basins were ranked dependent on the amount of inflow and infiltration in rain events.</p> <p>The strategic initiative consists of a condition assessment of evaluating the basins that scored the lowest score in the study first. In 2023/2024, the wastewater division proposes to complete condition assessment of the four basins that have a total of 112,730 feet of pipe with 375 manholes. Following this type of strategy will give the wastewater division the ability to set targets with the ability to measure progress throughout the year to achieve the final goal.</p> <p>Assessments of these basins will include:</p> <ul style="list-style-type: none"> • Manhole inspections • Smoke testing • Dye flooding • Cleaning • CCTV • Final report <p>The City does not have the equipment or the personnel to complete the entire list of tasks and has determined it is not cost effective to perform the assessment with in-house personnel. Our crews will perform pipe cleaning and CCTV work.</p> <p>CITY MANAGER'S COMMENTS: Approved</p>	

285 SQUABBLE TREATMENT PLANT	767,472	756,750	756,750	978,150
286 BUFFALO CREEK TREATMENT PLANT	1,318,646	1,603,850	1,603,850	1,860,200
292 REGIONAL WASTEWATER SYSTEM	5,686,841	6,690,150	6,690,150	6,631,900
	<i>CONTRACTUAL Totals</i>	<u>8,825,606</u>	<u>10,331,200</u>	<u>10,741,450</u>

SUPPLIES

301 OFFICE SUPPLIES	1,533	1,500	1,500	1,500
---------------------	-------	-------	-------	-------

Fund	Department	Division
02 Water Sewer	60 Utility Services	67 Sewer Operations

G/L Account	2022 Actual Amount	2023 Adopted Budget	2023 Amended Budget	2024 City Manager Approved
323 SMALL TOOLS	24,814	25,000	25,000	43,600

Notes:	Parts for Tractor Camera
\$3,770 Replacement spike wheels for tractor camera for 6” pipe.	
\$3,340 Replacement spike wheels for tractor camera for 8” pipe.	
\$9,820 Replacement Cable for Camera Van 1,200' Kevlar-wrapped Fiber Optics Cable. The current cable is 7 years old and in need of replacement.	
\$1,630 Pallet forks for John Deere tractor for material handling at the Service Center and job sites.	
CITY MANAGER'S COMMENTS: Approved	

325 SAFETY SUPPLIES	8,094	17,200	17,200	17,200
331 FUEL & LUBRICANTS	90,908	72,000	72,000	90,000
333 CHEMICAL	6,056	7,900	7,900	7,900
341 CONSTRUCTION & REPAIR SUPPLIES	63,946	89,000	89,000	89,000
347 GENERAL MAINTENANCE SUPPLIES	11,856	16,250	16,250	16,250
385 LIFT STATION SUPPLIES	13,557	22,600	22,600	22,600

SUPPLIES Totals 220,765 251,450 251,450 288,050

OPERATIONS

410 DUES & SUBSCRIPTIONS	2,221	2,700	2,700	2,700
415 RECRUITING EXPENSES	1,604	500	500	500
430 TUITION & TRAINING	5,164	10,700	10,700	10,700
436 TRAVEL	1,389	3,800	3,800	3,800

OPERATIONS Totals 10,377 17,700 17,700 17,700

UTILITIES

501 ELECTRICITY	116,322	110,000	110,000	110,000
507 CELLULAR TELEPHONE	8,838	10,500	10,500	10,500

UTILITIES Totals 125,160 120,500 120,500 120,500

CAPITAL

621 FIELD MACHINERY & EQUIPMENT	84,222	61,500	61,500	14,150
---------------------------------	--------	--------	--------	--------

Notes:	Sewer Chain Cutter
\$14,150 Lumberjack LJ200 Chain cutter for 6”/8”/10”/12” pipe. Cutter is used to clean roots from sewer main lines.	
CITY MANAGER'S COMMENTS: Approved	

Fund	Department	Division
02 Water Sewer	60 Utility Services	67 Sewer Operations

G/L Account	2022 Actual Amount	2023 Adopted Budget	2023 Amended Budget	2024 City Manager Approved
623 VEHICLES	24,388	226,800	226,800	314,750

Notes:	Replacement 1/2-Ton Truck
<p>\$48,300 Requesting a replacement ½ ton Extended Cab pickup with tool boxes, headache rack, and emergency lights. The current unit is a 2009 and has 117,000 miles and has been in the repair shop several times this budget year.</p> <p>CITY MANAGER'S COMMENTS: Approved</p>	

Notes:	Replacement 3/4-Ton Truck
<p>\$70,620 3/4-ton crew cab truck with utility bed. This vehicle will replace a 2016 3/4-ton super cab truck with 117,500 miles. The 2016 truck needs transmission repairs/replacement costing \$9000.</p> <p>CITY MANAGER'S COMMENTS: Approved</p>	

Notes:	Replacement Jet Truck
<p>\$195,820 Jet Truck/Isuzu NRR Cabover with John Bean 700 Gallon Twin Reel. This truck will replace a 2002 Jet Truck that needs repairs. Some of the repair parts for the 2002 Jet Truck are not manufactured anymore.</p> <p>CITY MANAGER'S COMMENTS: Approved</p>	

<i>CAPITAL Totals</i>	108,610	288,300	288,300	328,900
-----------------------	---------	---------	---------	---------

SEWER OPERATIONS Totals	10,554,882	12,237,800	12,456,300	12,771,500
--------------------------------	-------------------	-------------------	-------------------	-------------------

SUMMARY OF OPERATIONS

Fund

10 Cemetery

	Actual 21-22	Budgeted 22-23	Amended 22-23	Proposed 23-24
Total Revenues	12,188	12,250	17,750	14,250
Total Expenditures	17,258	40,500	50,500	5,000
Excess Revenues Over (Under) Expenditures	(5,070)	(28,250)	(32,750)	9,250
Fund Balance - Beginning	103,089	100,339	98,019	65,269
Fund Balance - Ending	98,019	72,089	65,269	74,519

SUMMARY OF REVENUES

Fund

10 Cemetery

Account	Description	Actual 21-22	Budgeted 22-23	Amended 22-23	Proposed 23-24
4001	Interest Earnings	338	-	2,000	2,000
4720	Cemetery Receipts	10,800	10,000	13,500	10,000
4722	Registration & Permit Fees	1,050	2,250	2,250	2,250
Total Revenues		12,188	12,250	17,750	14,250

SUMMARY OF EXPENDITURES

Fund

10 Cemetery

	Actual 21-22	Budgeted 22-23	Amended 22-23	Proposed 23-24
Contractual	17,258	5,000	5,000	5,000
Supplies	-	35,500	45,500	-
Total	17,258	40,500	50,500	5,000

Fund
10 Cemetery

G/L Account	2022 Actual Amount	2023 Adopted Budget	2023 Amended Budget	2024 City Manager Approved
<i>CONTRACTUAL</i>				
247 GROUNDS MAINTENANCE	17,258	5,000	5,000	5,000
<i>CONTRACTUAL Totals</i>	17,258	5,000	5,000	5,000
<i>SUPPLIES</i>				
341 CONSTRUCTION & REPAIR SUP	-	35,500	45,500	-
<i>CAPITAL Totals</i>	-	35,500	45,500	-
CEMETERY FUND Totals	17,258	40,500	50,500	5,000

SUMMARY OF OPERATIONS

Fund

11 Public Safety Funds

	Actual 21-22	Budgeted 22-23	Amended 22-23	Proposed 23-24
Total Revenues	77,625	72,050	96,400	76,550
Total Expenditures	39,321	41,650	42,700	44,550
Excess Revenues Over (Under) Expenditures	38,304	30,400	53,700	32,000
Net Other Financing Sources (Uses)	-	-	-	-
Net Gain (Loss)	38,304	30,400	53,700	32,000
Fund Balance - Beginning	99,758	92,558	138,062	191,762
Fund Balance - Ending	138,062	122,958	191,762	223,762

SUMMARY OF REVENUES

Fund

11 Public Safety Funds

Account	Description	Actual 21-22	Budgeted 22-23	Amended 22-23	Proposed 23-24
4001	Interest Earnings	271	-	1,400	2,000
4054	Donations - Police Activities	2,751	1,000	4,750	1,000
4056	Donations - Flag Supplies	-	-	10,700	-
4058	Donations - Fire	2,000	500	500	500
4415	Court Security Fee	14,407	15,000	15,000	15,000
4420	Technology Fee	11,971	16,000	12,500	12,500
4425	Child Safety Fines	3,451	5,000	5,000	4,000
4430	Local Truancy Fund	14,243	-	12,000	12,000
4520	County Contracts	28,531	34,550	34,550	29,550
Total Revenues		77,625	72,050	96,400	76,550

SUMMARY OF EXPENDITURES

Fund

11 Public Safety Funds

	Actual 21-22	Budgeted 22-23	Amended 22-23	Proposed 23-24
Contractual	37,917	37,050	37,050	39,550
Operational	1,404	4,600	5,650	5,000
Total Expenditures	39,321	41,650	42,700	44,550

Fund 11 Public Safety

G/L Account	2022 Actual Amount	2023 Adopted Budget	2023 Amended Budget	2024 City Manager Approved
<i>CONTRACTUAL</i>				
208 EMERGENCY SERVICES CORP	24,167	34,550	34,550	34,550
231 SERVICE MAINTENANCE CONTRACTS	13,750	2,500	2,500	5,000
<i>CONTRACTUAL Totals</i>	37,917	37,050	37,050	39,550
<i>OPERATIONS</i>				
406 SPECIAL EVENTS	450	1,000	1,000	1,000
430 TUITION & TRAINING	48	1,000	1,000	1,000
463 DONATIONS EXPENSE -FIRE	-	-	1,050	1,000
464 CERT EXPENSES	906	1,600	1,600	1,000
466 SILENT PARTNERS PROGRAM	-	1,000	1,000	1,000
<i>OPERATIONS Totals</i>	1,404	4,600	5,650	5,000
PUBLIC SAFETY FUNDS Totals	39,321	41,650	42,700	44,550

SUMMARY OF OPERATIONS

Fund

12 Recreational Development

	Actual 21-22	Budgeted 22-23	Amended 22-23	Proposed 23-24
Total Revenues	606,783	730,000	701,400	690,000
Total Expenditures	1,304,592	873,500	893,750	840,650
Excess Revenues Over (Under) Expenditures	(697,809)	(143,500)	(192,350)	(150,650)
Net Other Financing Sources (Uses)	837,000	-	-	-
Net Gain (Loss)	139,191	(143,500)	(192,350)	(150,650)
Fund Balance - Beginning	1,195,453	1,347,353	1,334,644	1,142,294
Fund Balance - Ending	1,334,644	1,203,853	1,142,294	991,644

SUMMARY OF REVENUES

Fund

12 Recreational Development

Account	Description	Actual 21-22	Budgeted 22-23	Amended 22-23	Proposed 23-24
4001	Interest Earnings	3,104	-	20,000	20,000
4050	Donations	12,301	10,000	21,400	10,000
4250	Recreation Program Fees	112,309	165,000	130,000	130,000
4252	RBSL Revenues	187,691	245,000	245,000	245,000
4256	Rib Rub Revenues	14,555	10,000	10,000	10,000
4700	Takeline Concessions	260,823	275,000	255,000	255,000
4750	Land Lease Revenues	16,000	25,000	20,000	20,000
Total Revenues		606,783	730,000	701,400	690,000

SUMMARY OF OPERATING TRANSFERS

Fund

12 Recreational Development

	Actual 21-22	Budgeted 22-23	Amended 22-23	Proposed 23-24
Other Financing Sources				
Operating Transfers In	837,000	-	-	-
General Fund	-	-		-
Total Other Financing Sources	837,000	-	-	-
Operating Transfers Out To General Fund	-	-	-	-
Total Other Financing Uses	-	-	-	-
Net Other Financing Sources (Uses)	837,000	-	-	-

SUMMARY OF EXPENDITURES

Fund

12 Recreational Development

	Actual 21-22	Budgeted 22-23	Amended 22-23	Proposed 23-24
Contractual	205,667	448,000	458,250	410,000
Supplies	144,839	60,000	60,000	240,000
Operations	47,321	59,000	59,000	59,000
Capital Outlay	906,766	306,500	316,500	131,650
Total Expenditures	1,304,592	873,500	893,750	840,650

Fund 12 Recreation Development
--

G/L Account	2022 Actual Amount	2023 Adopted Budget	2023 Amended Budget	2024 City Manager Approved
-------------	--------------------------	---------------------------	---------------------------	----------------------------------

CONTRACTUAL

213	CONSULTING FEES	2,500	38,000	48,250	10,000
234	MARKETING	29,290	30,000	30,000	30,000
235	BANK CHARGES	11,268	20,000	20,000	10,000
239	RECREATION CONTRACT	62,064	80,000	80,000	80,000
245	POOL REPAIR & MAINTENANCE	9,589	135,000	135,000	135,000
260	ATHLETIC PROGRAMS	90,955	145,000	145,000	145,000

Notes:	Background check increase
we want to bring this function back to contractor team sideline which is more expensive, but makes the process much easier on staff.	
CITY MANAGER'S COMMENTS: Approved	

<i>CONTRACTUAL Totals</i>	205,667	448,000	458,250	410,000
---------------------------	---------	---------	---------	---------

SUPPLIES

341	CONSTRUCTION MATERIALS SUPPLIES	117,910	25,000	25,000	205,000
-----	---------------------------------	---------	--------	--------	---------

Notes:	Turf and lighting \$205,000
\$20,000 Hickory Ridge Artificial Turf conversion	
This request is for the conversion of turfgrass to artificial turf around perimeter of pickleball courts. This conversion was made at Harry Myers in 2023 and resolved all ongoing maintenance issues and player complaints.	
\$50,000 Kidzone Solar Lighting	
\$45,000 Harry Myers East Parking Solar Lighting	
\$90,000 Harry Myers Middle Parking Solar Lighting	
This request is for solar lighting at the Kidzone Playground and Harry Myers Parking lots. This will eliminate the need for electric bills. The middle parking at Harry Myers has no lighting, the east parking lot has 2 light that light less than 10% of the parking lot and Kidzone has no lighting on the most popular park amenity in the city. Not only will this allow extended use until park closes, but improve safety after hours.	
CITY MANAGER'S COMMENTS: Approved	

360	ATHLETIC PROGRAM SUPPLIES	12,116	20,000	20,000	20,000
391	RECREATION PROGRAM SUPPLIES	14,648	15,000	15,000	15,000
392	SIGNS AND SIGNALS	165	-	-	-

<i>SUPPLIES Totals</i>	144,839	60,000	60,000	240,000
------------------------	---------	--------	--------	---------

OPERATIONS

Fund 12 Recreation Development
--

G/L Account	2022 Actual Amount	2023 Adopted Budget	2023 Amended Budget	2024 City Manager Approved
406 SPECIAL EVENTS	30,484	42,000	42,000	42,000
406 RIB RUB EXPENSES	16,837	17,000	17,000	17,000
<i>OPERATIONS Totals</i>	47,321	59,000	59,000	59,000

CAPITAL

610 FURNITURE & FIXTURES	-	55,000	55,000	19,150
--------------------------	---	--------	--------	--------

Notes:	HMCC Tables/Chairs
<p>\$19,125 New Tables / Chairs for Harry Myers Community Bldg. – this facility is used as meeting space by citizens and community groups. It is time to replace the tables and chairs due to age and normal use.</p>	
<p>CITY MANAGER'S COMMENTS: Approved</p>	

633 INFRASTRUCTURE IMPROVEMENT	36,260	-	-	32,500
--------------------------------	--------	---	---	--------

Notes:	Decorations
<p>\$7,500 Snow Machines \$25,000 Christmas Silhouettes</p>	
<p>This request is for 2 snow machines for downtown and lighted Christmas silhouettes that were taken out of use after 2022 Christmas tree lighting. We rented snow machines in 2022 that were a huge success and we can purchase 2 machines for a little more than the rental cost for a month.</p>	
<p>CITY MANAGER'S COMMENTS: Approved</p>	

643 PLAYGROUND EQUIPMENT	870,507	251,500	261,500	80,000
--------------------------	---------	---------	---------	--------

Notes:	Courts and Playgrounds \$80,000
<p>\$25,000 Hickory Ridge Pickleball Court Resurface \$25,000 Shores Park Playground Update \$30,000 Northshore and Gloria Williams Resurface</p>	
<p>This request is to replace outdated equipment at Shores Park that has received numerous request from citizens. It is also to complete our resurfacing projects started in 2023 by resurfacing Hickory Ridge pickleball, Northshore basketball and Gloria Williams basketball courts. Surfaces are old faded and becoming slick due to surface wear.</p>	
<p>CITY MANAGER'S COMMENTS: Approved</p>	

<i>CAPITAL Totals</i>	906,766	306,500	316,500	131,650
-----------------------	---------	---------	---------	---------

RECREATION Totals	1,304,592	873,500	893,750	840,650
--------------------------	------------------	----------------	----------------	----------------

SUMMARY OF OPERATIONS

Fund

14 Street Improvements

	Actual 21-22	Budgeted 22-23	Amended 22-23	Proposed 23-24
Total Revenues	2,025	-	17,750	12,000
Total Expenditures	-	-	78,000	-
Excess Revenues Over (Under) Expenditures	2,025	-	(60,250)	12,000
Net Other Financing Sources (Uses)	-	-	-	-
Net Gain (Loss)	2,025	-	(60,250)	12,000
Fund Balance - Beginning	478,483	401,483	480,508	420,258
Fund Balance - Ending	480,508	401,483	420,258	432,258

SUMMARY OF REVENUES

Fund

14 Street Improvements

Account	Description	Actual 21-22	Budgeted 22-23	Amended 22-23	Proposed 23-24
4001	Interest Earnings	2,025	-	17,750	12,000
Total Revenues		2,025	-	17,750	12,000

SUMMARY OF EXPENDITURES

Fund

14 Street Improvements

	Actual 21-22	Budgeted 22-23	Amended 22-23	Proposed 23-24
Supplies	-	-	78,000	-
Total Expenditures	-	-	78,000	-

Fund
14 Street Improvement

G/L Account	2022 Actual Amount	2023 Adopted Budget	2023 Amended Budget	2024 City Manager Approved
-------------	--------------------------	---------------------------	---------------------------	----------------------------------

SUPPLIES

393 INFRASTRUCTURE IMPROVEMEN	-	-	78,000	-
-------------------------------	---	---	--------	---

Notes:	Amended Budget
The replacement of street light standards along Fannin Street was approved in the FY2022 budget but the materials were not received until early 2023 so the project was finished in this budget year.	

<i>SUPPLIES Totals</i>	<u>-</u>	<u>-</u>	<u>78,000</u>	<u>-</u>
------------------------	----------	----------	---------------	----------

STREET IMPROVEMENT FUND Totals	-	-	78,000	-
---------------------------------------	----------	----------	---------------	----------

SUMMARY OF OPERATIONS

Fund

16 Fire Equipment Fund

	Actual 21-22	Budgeted 22-23	Amended 22-23	Proposed 23-24
Total Revenues	69,044	65,650	71,650	71,650
Total Expenditures	79,996	50,500	50,500	67,600
Excess Revenues Over (Under) Expenditures	(10,952)	15,150	21,150	4,050
Net Other Financing Sources (Uses)	-	-	-	-
Net Gain (Loss)	(10,952)	15,150	21,150	4,050
Fund Balance - Beginning	201,084	167,334	190,133	211,283
Fund Balance - Ending	190,133	182,484	211,283	215,333

SUMMARY OF REVENUES

Fund

16 Fire Equipment Fund

Account	Description	Actual 21-22	Budgeted 22-23	Amended 22-23	Proposed 23-24
4001	Interest Earnings	794	-	6,000	6,000
4535	County Fire Calls	68,250	65,650	65,650	65,650
Total Revenues		69,044	65,650	71,650	71,650

SUMMARY OF EXPENDITURES

Fund

16 Fire Equipment Fund

	Actual 21-22	Budgeted 22-23	Amended 22-23	Proposed 23-24
Contractual	48,000	-	-	-
Supplies	1,038	5,000	5,000	7,000
Capital Outlay	30,958	45,500	45,500	60,600
Total Expenditures	79,996	50,500	50,500	67,600

Fund 16 Fire Equipment

G/L Account	2022 Actual Amount	2023 Adopted Budget	2023 Amended Budget	2024 City Manager Approved						
<i>CONTRACTUAL</i>										
213 CONSULTING FEES	48,000	-	-	-						
<i>CONTRACTUAL Totals</i>	48,000	-	-	-						
<i>SUPPLIES</i>										
377 VOLUNTEER SERVICES	1,038	5,000	5,000	7,000						
<i>SUPPLIES Totals</i>	1,038	5,000	5,000	7,000						
<i>CAPITAL</i>										
621 FIELD MACHINERY & EQUIPMENT	30,958	45,500	45,500	60,600						
<table border="1" style="width: 100%; border-collapse: collapse;"> <tr> <td style="width: 40%; padding: 5px;">Notes:</td> <td style="padding: 5px;">PPE for Additional Personnel</td> </tr> <tr> <td colspan="2" style="padding: 5px;">Increase primarily due to PPE to outfit 6 additional firefighters plus 8 sets of ballistic gear for entry into an active shooter/hostile event emergency scene.</td> </tr> <tr> <td colspan="2" style="padding: 5px; color: green;">CITY MANAGER'S COMMENTS: Approved</td> </tr> </table>					Notes:	PPE for Additional Personnel	Increase primarily due to PPE to outfit 6 additional firefighters plus 8 sets of ballistic gear for entry into an active shooter/hostile event emergency scene.		CITY MANAGER'S COMMENTS: Approved	
Notes:	PPE for Additional Personnel									
Increase primarily due to PPE to outfit 6 additional firefighters plus 8 sets of ballistic gear for entry into an active shooter/hostile event emergency scene.										
CITY MANAGER'S COMMENTS: Approved										
<i>CAPITAL Totals</i>	30,958	45,500	45,500	60,600						
FIRE EQUIPMENT FUND Totals	79,996	50,500	50,500	67,600						

SUMMARY OF OPERATIONS

Fund

17 Airport Special Revenue

	Actual 21-22	Budgeted 22-23	Amended 22-23	Proposed 23-24
Total Revenues	137,500	124,500	161,300	140,800
Total Expenditures	30,824	93,500	106,050	63,350
Excess Revenues Over (Under) Expenditures	106,676	31,000	55,250	77,450
Net Other Financing Sources (Uses)	-	-	-	-
Net Gain (Loss)	106,676	31,000	55,250	77,450
Fund Balance - Beginning	94,374	60,674	201,050	256,300
Fund Balance - Ending	201,050	91,674	256,300	333,750

SUMMARY OF REVENUES

Fund

17 Airport Special Revenue

Account	Description	Actual 21-22	Budgeted 22-23	Amended 22-23	Proposed 23-24
4001	Interest Earnings	41	-	300	300
4500	Grant Proceeds	16,722	-	36,500	16,000
4750	Land Lease	119,070	120,000	120,000	120,000
4752	F.B.O. Lease	1,667	4,500	4,500	4,500
Total Revenues		137,500	124,500	161,300	140,800

SUMMARY OF EXPENDITURES

Fund

17 Airport Special Revenue

	Actual 21-22	Budgeted 22-23	Amended 22-23	Proposed 23-24
Contractual	9,059	27,200	29,750	28,850
Supplies	850	1,000	1,000	1,000
Operational	19,915	63,800	73,800	32,000
Utilities	1,000	1,500	1,500	1,500
Total Expenditures	30,824	93,500	106,050	63,350

Fund 17 Aviation

G/L Account	2022 Actual Amount	2023 Adopted Budget	2023 Amended Budget	2024 City Manager Approved
--------------------	---------------------------	----------------------------	----------------------------	-----------------------------------

CONTRACTUAL

227	INSURANCE-REAL PROPERTY	1,491	1,500	1,500	750
229	INSURANCE-LIABILITY	500	500	500	500
231	SERVICE MAINTENANCE CONTRACTS	-	-	-	2,400

Notes:	Software Maintenance
Funds for airport monitoring software annual service contract - tracks take offs and landings by tail number to gauge where our airport activity is originating.	
CITY MANAGER'S COMMENTS: Approved	

240	EQUIPMENT REPAIRS	-	3,000	5,550	3,000
244	BUILDING REPAIRS	4,934	17,000	17,000	17,000
246	VEHICLE REPAIRS	2,135	5,000	5,000	5,000
280	STATE PERMITS	-	200	200	200

<i>CONTRACTUAL Totals</i>		<u>9,059</u>	<u>27,200</u>	<u>29,750</u>	<u>28,850</u>
---------------------------	--	--------------	---------------	---------------	---------------

SUPPLIES

339	FUEL TANK REPAIRS	850	1,000	1,000	1,000
-----	-------------------	-----	-------	-------	-------

<i>SUPPLIES Totals</i>		<u>850</u>	<u>1,000</u>	<u>1,000</u>	<u>1,000</u>
------------------------	--	------------	--------------	--------------	--------------

OPERATIONS

409	GRANT MATCHING	19,915	63,800	73,800	32,000
-----	----------------	--------	--------	--------	--------

Notes:	Grant Matching
RAMP Projects reimbursed 50/50	
\$6000 AWOS - Automated Weather Observation System required quarterly inspections. Contract with DBT.	
\$20,000 Hanger pad (5) replacements.	
\$6,000 Striping services.	
Amended budget: additional drainage repairs needed for hangar pads	
CITY MANAGER'S COMMENTS: Approved	

<i>OPERATIONS Totals</i>		<u>19,915</u>	<u>63,800</u>	<u>73,800</u>	<u>32,000</u>
--------------------------	--	---------------	---------------	---------------	---------------

UTILITIES

501	ELECTRICITY	1,000	1,500	1,500	1,500
-----	-------------	-------	-------	-------	-------

<i>UTILITIES Totals</i>		<u>1,000</u>	<u>1,500</u>	<u>1,500</u>	<u>1,500</u>
-------------------------	--	--------------	--------------	--------------	--------------

AVIATION FUND Totals		30,824	93,500	106,050	63,350
-----------------------------	--	---------------	---------------	----------------	---------------

SUMMARY OF OPERATIONS

Fund

24 Downtown Fund

	Actual 21-22	Budgeted 22-23	Amended 22-23	Proposed 23-24
Total Revenues	10,000	10,000	10,000	10,000
Total Expenditures	5,461	35,500	30,000	10,000
Excess Revenues Over (Under) Expenditures	4,539	(25,500)	(20,000)	-
Net Gain (Loss)	4,539	(25,500)	(20,000)	-
Fund Balance - Beginning	28,890	31,890	33,429	13,429
Fund Balance - Ending	33,429	6,390	13,429	13,429

SUMMARY OF REVENUES

Fund

24 Downtown Fund

Account	Description	Actual 21-22	Budgeted 22-23	Amended 22-23	Proposed 23-24
4050	Donations	10,000	10,000	10,000	10,000
Total Revenues		10,000	10,000	10,000	10,000

SUMMARY OF EXPENDITURES

Fund

24 Downtown Fund

	Actual 21-22	Budgeted 22-23	Amended 22-23	Proposed 23-24
Contractual	4,000	5,000	2,000	4,000
Supplies	-	28,000	28,000	2,000
Operational	1,461	2,500	-	4,000
Total Expenditures	5,461	35,500	30,000	10,000

Fund
24 Downtown Improvement

G/L Account	2022 Actual Amount	2023 Adopted Budget	2023 Amended Budget	2024 City Manager Approved
<i>CONTRACTUAL</i>				
293 GRANT PROGRAM	4,000	5,000	2,000	4,000
<i>CONTRACTUAL Totals</i>	4,000	5,000	2,000	4,000
<i>SUPPLIES</i>				
347 GENERAL MAINTENANCE SUPPLIES	-	28,000	28,000	2,000
<i>SUPPLIES Totals</i>	-	28,000	28,000	2,000
<i>OPERATIONS</i>				
469 PROMOTION EXPENSE	1,461	2,500	-	4,000
<i>OPERATIONS Totals</i>	1,461	2,500	-	4,000
DOWNTOWN IMPROVEMENT Totals	5,461	35,500	30,000	10,000

SUMMARY OF OPERATIONS

Fund

26 Narcotics - Seizure Awards

	Actual 21-22	Budgeted 22-23	Amended 22-23	Proposed 23-24
Total Revenues	8,604	-	400,000	-
Total Expenditures	120,936	66,950	244,450	104,000
Excess Revenues Over (Under) Expenditures	(112,332)	(66,950)	155,550	(104,000)
Net Other Financing Sources (Uses)	-	-	-	-
Net Gain (Loss)	(112,332)	(66,950)	155,550	(104,000)
Fund Balance - Beginning	545,873	418,323	433,541	589,091
Fund Balance - Ending	433,541	351,373	589,091	485,091

SUMMARY OF REVENUES

Fund

26 Narcotics - Seizure Awards

Account	Description	Actual 21-22	Budgeted 22-23	Amended 22-23	Proposed 23-24
4550	Seizure Revenue	8,604	-	400,000	-
Total Revenues		8,604	-	400,000	-

SUMMARY OF EXPENDITURES

Fund

26 Narcotics - Seizure Awards

	Actual 21-22	Budgeted 22-23	Amended 22-23	Proposed 23-24
Contractual	42,047	-	21,500	-
Supplies	6,114	-	-	3,500
Operational	6,500	10,000	10,000	10,000
Capital	66,276	56,950	212,950	90,500
Total Expenditures	120,936	66,950	244,450	104,000

Fund
26 Seized Funds

G/L Account	2022 Actual Amount	2023 Adopted Budget	2023 Amended Budget	2024 City Manager Approved
-------------	--------------------	---------------------	---------------------	----------------------------

CONTRACTUAL

218 COURT COSTS FOR SEIZED FUNDS	3,012	-	2,500	-
231 SERVICE MAINTNEANCE CONTRACTS	39,034	-	19,000	-
<i>CONTRACTUAL Totals</i>	42,047	-	21,500	-

SUPPLIES

321 UNIFORMS	2,440	-	-	-
373 INVESTIGATION SUPPLIES	3,674	-	-	3,500

Notes:	Covert Tracking Devices
<p>\$3,500 Covert tracking devices (3)</p> <p>The tracking devices are used for investigations, including those related to our on-going partnership with the DEA.</p> <p>CITY MANAGER'S COMMENTS: Approved</p>	

<i>SUPPLIES Totals</i>	6,114	-	-	3,500
------------------------	-------	---	---	-------

OPERATIONS

451 CONFIDENTIAL FUNDS	6,500	10,000	10,000	10,000
<i>OPERATIONS Totals</i>	6,500	10,000	10,000	10,000

CAPITAL

612 COMPUTER EQUIPMENT	9,742	-	-	-
623 VEHICLES	-	-	-	35,000

Notes:	Replace Narcotics Vehicle
<p>The Criminal Investigation Division is requesting \$35,000 to replace an aging narcotics detective vehicle. The current vehicle is a 2015 model, has 130,000 and has demonstrated an increase in service and maintenance costs (Appx \$8,000 over the prior two years). The replacement SUV will be a covert vehicle and therefore will require no additional emergency equipment.</p> <p>CITY MANAGER'S COMMENTS: Approved</p>	

Fund 26 Seized Funds

G/L Account	2022 Actual Amount	2023 Adopted Budget	2023 Amended Budget	2024 City Manager Approved
624 POLICE EQUIPMENT	56,533	56,950	212,950	55,500

Notes:	Crisis Negotiation Phone
<p>\$5,000 Crisis Negotiations mobile phone</p> <p>The cost includes all service fees and training. The addition of this mobile device application service will provide the crisis negotiation team a new primary device for conducting negotiations. The phone is capable of covertly providing Negotiators with the GPS location of the suspect along with live-streaming the phone's camera. The current system is approximately 15 years old and is unable to be repaired due to outdated technology. The new device stores all video, audio, and text messaging communication in a cloud-based evidence storage solution.</p> <p>CITY MANAGER'S COMMENTS: Approved</p>	

Notes:	Infrared Illuminator and Laser
<p>\$31,000 for a one-time purchase of (8) infrared illuminator and laser aiming devices. Currently, the SWAT Team lacks the equipment necessary to effectively utilize entry rifles in a covert fashion with night vision goggles. This equipment will also allow the team to identify operational units without exposing officers to potential harm. This equipment will dramatically improve team capabilities in the dark and provide officers with a tool to enhance safety.</p> <p>CITY MANAGER'S COMMENTS: Approved</p>	

Notes:	Thermal Imaging Drone
<p>\$19,500 Thermal imaging drone</p> <p>The addition of a drone capable of thermal imaging, mapping, and visible imagery will assist in search and rescue operations as well as crime scene and accident photography. While our current equipment does have thermal imaging, its' use is limited to low altitudes and has low resolution. The Drone Unit has successfully located fleeing felons and runaway children on several occasions. Drone operators have assisted other agencies with large area searches, documented fatality accidents, and provided crowd observation for large city events.</p> <p>CITY MANAGER'S COMMENTS: Approved</p>	

<i>CAPITAL Totals</i>	66,276	56,950	212,950	90,500
-----------------------	--------	--------	---------	--------

SEIZED FUNDS - NARCOTICS Totals	120,936	66,950	244,450	104,000
--	----------------	---------------	----------------	----------------



**CITY OF ROCKWALL
MEMORANDUM**

TO: Mary Smith, City Manager
FROM: Shawn Yerks, Director of Human Resources
CC: Joey Boyd, Asst. City Manager
DATE: July 31, 2023
SUBJECT: City's Health & Welfare Programs

General Overview

The City of Rockwall has partnered with **Holmes Murphy** since January 2012 for broker and consultant services to ensure the City stays informed on local healthcare trends, vendor alternatives, expected cost projections, Healthcare Reform and other legal and legislative topics that impact the City's health plan. In January of 2017, the City changed third-party administrators for administration of the health plan from Group & Pension Administrators, Inc. (GPA) to **Cigna**. The results show that this was a prudent decision due to improved network access, provider discounts, medical management, improved Pharmacy contract, and lower overall administrative fees.

Health Care Cost Summary

As the table below indicates, like other Employers the City has experienced a continued rise in healthcare claims and costs since the 2014 plan year, but overall claims costs have decreased since the move to Cigna due to improved network access and discounts. Based on paid claims through June 2023, it is projected that the 2023 claim expense will be higher than the 2022 expenses indicated below, due primarily to higher than usual large claims. For the last 12 months, there have been twelve (12) claims that were paid which were in excess of \$25,000, including 5 which were over \$200,000. The City purchases Stop Loss insurance from Cigna annually that reimburses the City for any individual claim that exceeds \$105,000 in any plan year. This insurance helps to manage volatility from the large claims which are cyclical each year.

History of Claims Cost:

Cal. Year	Claims Cost	Annual Cost PEPY	# of EEs @ YR End
2014	\$2,425,875	\$10,279	236
2015	\$2,914,258	\$12,143	240
2016	\$2,889,527	\$12,040	240
2017	\$2,143,055	\$8,607	249
2018	\$2,000,568	\$8,099	247
2019	\$1,793,897	\$6,795	269
2020	\$1,632,063	\$6,000	274
2021	\$1,933,245	\$6,783	288
2022	\$2,177,851	\$7,484	299

Prescription Benefits Plan

The table below shows that the City of Rockwall's prescription claims increased significantly in 2016. For the last two (2) Plan years, the costs per year have average \$842K which is an +11% increase when compared to the average annual costs for 2019 & 2020. Some of this is due to increased headcount (see Health Care Employees covered). Overall, Pharmacy costs and increases have outpaced other medical related expenses since these benefits were not impacted by Covid-related shutdowns, or deferred services during the Pandemic. The normative benchmark for Pharmacy trend for 2022-23 is currently between +8% to 12% for the next plan year, driven primarily from new expensive Specialty Drugs. Cigna is working to lower this trend through its Prescription Drug Formulary which incentivizes members to try alternate

lower costs drugs first, prior to selecting the more costly prescription alternative. Worth noting is that the City's historical Pharmacy trend Per Employee Per Month (PEPM) has been +3.5% since 2019 which is lower than other local Employers.

PLAN YEAR	RX EXPENSE PAID	% INCREASE/DECREASE
2014	\$624,073	+21.5%
2015	\$594,363	-5%
2016	\$741,688	+24.8%
2017	\$662,776	-10.6%
2018	\$662,906	0.0%
2019	\$698,900	+5.0%
2020	\$787,121	+12.6%
2021	\$894,567	+12.2%
2022	\$790,052	-11.7%

Note: Claims cost does not include Admin Fees.

Administrative Fees

The City also pays administrative fees to Cigna to administer the Medical, Pharmacy, Dental and Vision benefits. As mentioned before, the City purchases Stop Loss Insurance to protect it against large claims, which are included in the below administrative fees.

For 2023, the estimated fees paid annually to Cigna for these services based on current covered employees is:

- *Cigna Administrative fees: \$862,705*

Stop Loss insurance premiums for large individual claims continues to be one of the biggest challenges that all employers face due to the inherent uncertainty of these claims, the fact that employers now have unlimited Lifetime Maximums, and that few carriers are in the market to insure these claims. Municipal employers have additional challenges due to the presence of certain high-risk employee groups and potential retirees.

Healthcare Reform

The City also pays fees related to the *Affordable Care Act (Healthcare Reform)*, which is required for all employers, public and private.

For 2023, the actual fees paid were, based on 2022 enrollment:

- *Patient Centered Outcomes Research Institute (PCORI) Fee - \$1,582 annually.*

These fees were budgeted in the 2023 funding rates, but paid in July of 2023.

Pre-65 Retiree Insurance

Texas Municipal Employers are required to offer coverage to their Pre-65 retirees in accordance with Local Government Code 175. Employers can require retirees to pay for this coverage, and/or provide some subsidy to pay for coverage. In the recent past, the City provided equivalent coverage to our early Retirees through the Texas Municipal League (TML) via Fully Insured options. In November of 2022 the City was informed by TML that this program would no longer be available to our early Retirees. As a result of this last minute notice, the City decided to provide access for these employees to the current Self-funded plan that is available to Active employees.

Due to risk of these Retirees (higher claims costs) there are very limited options available to employers for this group. Because of this, most Texas Municipal employers are focusing on improving engagement of this group of former employees, including making them aware of external marketplace alternatives which could save them money.

SUMMARY OF OPERATIONS

Fund

31 Employee Benefits

	Actual 21-22	Budgeted 22-23	Amended 22-23	Proposed 23-24
Total Revenues	1,141,936	1,046,000	1,326,000	1,072,000
Total Expenditures	4,992,997	4,611,500	5,025,500	4,995,500
Operating Income (Loss)	(3,851,061)	(3,565,500)	(3,699,500)	(3,923,500)
Non-Operating Revenues	13,684	2,500	42,500	30,000
Non-Operating Income (Loss)	13,684	2,500	42,500	30,000
Net Income (Loss) Before Transfers	(3,837,377)	(3,563,000)	(3,657,000)	(3,893,500)
Net Transfers In (Out)	3,670,000	3,670,000	3,670,000	3,950,000
Net Income (Loss)	(167,377)	107,000	13,000	56,500
Retained Earnings - Beginning	904,494	1,234,494	737,117	750,117
Retained Earnings - Ending	737,117	1,341,494	750,117	806,617

SUMMARY OF REVENUES

Fund

31 Employee Benefits

Account	Description	Actual 21-22	Budgeted 22-23	Amended 22-23	Proposed 23-24
Operating Revenues					
4019	Miscellaneous (REDC)	21,498	21,000	21,000	32,000
4840	Retiree Premiums	53,040	40,000	40,000	40,000
4850	Employee Contributions	978,559	965,000	980,000	980,000
4860	Stop Loss Reimbursements	88,839	20,000	285,000	20,000
Total Operating Revenues		1,141,936	1,046,000	1,326,000	1,072,000
Non-Operating Revenues					
4001	Interest Earnings	13,684	2,500	42,500	30,000
Total Non-Operating Revenues		13,684	2,500	42,500	30,000
Total Revenues		1,155,620	1,048,500	1,368,500	1,102,000

SUMMARY OF OPERATING TRANSFERS

Fund

31 Employee Benefits

	Actual 21-22	Budgeted 22-23	Amended 22-23	Proposed 23-24
Operating Transfers In				
From General Fund	2,750,000	2,750,000	2,750,000	3,000,000
From Water & Sewer Fund	920,000	920,000	920,000	950,000
Total Operating Transfers In	3,670,000	3,670,000	3,670,000	3,950,000
Operating Transfers Out				
To Workers Compensation Fund	-	-	-	-
Total Operating Transfers Out	-	-	-	-
Net Operating Transfers In (Out)	3,670,000	3,670,000	3,670,000	3,950,000

SUMMARY OF EXPENSES

Fund

31 Employee Benefits

	Actual 21-22	Budgeted 22-23	Amended 22-23	Proposed 23-24
Operating Expenses				
Operations	4,992,997	4,611,500	5,025,500	4,995,500
Total Expenditures	4,992,997	4,611,500	5,025,500	4,995,500

Fund
31 Employee Benefits

ACCOUNT	2022 Actual Expense	2023 Adopted Budget	2023 Amended Budget	2024 Manager Approved
40 Operational				
422 EMPLOYEE ACTIVITIES	14,177	45,000	45,000	45,000
440 ADMINISTRATION FEES	183,813	185,000	185,000	185,000
441 REINSURANCE PREMIUMS	648,153	725,500	785,500	785,500
442 PAID HEALTH CLAIMS	3,960,230	3,450,000	3,950,000	3,950,000
443 LIFE INSURANCE PREMIUMS	28,618	26,000	30,000	30,000
448 RETIREE INSURANCE PREMIUMS	158,006	180,000	30,000	0
Operational TOTAL :	4,992,997	4,611,500	5,025,500	4,995,500
Employee Benefits TOTAL :	4,992,997	4,611,500	5,025,500	4,995,500



**CITY OF ROCKWALL
MEMORANDUM**

TO: Mary Smith, City Manager
FROM: Shawn Yerks, Director of Human Resources
CC: Joey Boyd, Asst. City Manager
DATE: July 31, 2023
SUBJECT: Employee Safety Program

In 1990, the City issued Certificates of Obligation for \$2,000,000 to fund a self-insured workers' compensation program. The bond issue was paid off in August 2000. Claims processing is managed by the Texas Municipal League with the City paying deductible expenses up to \$100,000 per occurrence, with an aggregate exposure of \$300,000.

The City's self-funded Risk Management Program includes many components that have worked well together over the past several years to ensure and promote a safe work environment for all our employees. These include: *job placement assessments, drug/alcohol testing, job evaluation & site assessments, job specific safety training, incident investigation and reporting, workplace inspections, risk assessments and analysis* conducted by TMLIRP.

The HR staff reviews the claims data to identify potential trends in the following areas: *types of injuries, injuries occurring within certain job classifications, injuries resulting from types of equipment or specific job tasks, severity of claims, number of "days lost", and costs*. In addition, employees are encouraged to report *incidents without injuries* to assist in tracking and identifying potential safety hazards that can be corrected pro-actively.

The *reportable incidents* have decreased from 91 to 41, the *number of days away from work* decreased from 362 to 131 and the *days on restricted or light duty* have increased from 139 to 297. Most of the total days for *restricted or light duty* are due to three cases in the Police department. Please be advised the numbers for FY22/23 will change due to not having the full FY23 data. This data was current as of July 31, 2023.

This year's payments are in most part attributable to three significant claims in FY2022 for which payments are being finalized in FY2023. The data fully supports the recommendation to fund the safety incentive to employees.

Fiscal Year	Total # of EE Receiving A Pay Check	Reportable Incidents	Non-Reportable Incidents	Total Days Away From Work	Indemnity Incurred	Total Days Restricted Duty (Light Duty)	Medical Costs Incurred	Sum of Expense Incurred	Total Loss for Rockwall
17/18	302	25	65	87	\$ 47,788	297	\$ 60,248	\$ 6,387	\$ 114,423
18/19	345	32	32	50	\$ 22,724	222	\$ 55,063	\$ 6,508	\$ 84,295
19/20	334	52	27	75	\$ 43,570	218	\$ 44,617	\$ 5,970	\$ 94,157
20/21	371	59	46	240	\$ 89,494	55	\$ 88,920	\$ 18,921	\$ 197,335
21/22	386	91	34	362	\$ 137,301	139	\$ 190,413	\$ 9,849	\$ 337,563
*22/23	393	41	13	131	\$ 55,792	297	\$ 77,711	\$ 4,147	\$ 137,650

The City has achieved great results over the majority of the past 25 years in managing claim costs.

SUMMARY OF OPERATIONS

Fund

32 Worker's Compensation

	Actual 21-22	Budgeted 22-23	Amended 22-23	Proposed 23-24
Non-Operating Revenues	6,296	1,000	16,000	16,000
Operating Expenses	181,880	302,950	499,300	331,200
Operating Income (Loss)	(175,584)	(301,950)	(483,300)	(315,200)
Net Transfers In (Out)	265,000	290,000	290,000	325,000
Net Income (Loss)	89,416	(11,950)	(193,300)	9,800
Retained Earnings - Beginning	544,827	530,577	634,243	440,943
Retained Earnings - Ending	634,243	518,627	440,943	450,743

SUMMARY OF REVENUES

Fund

32 Worker's Compensation

Account	Description	Actual 21-22	Budgeted 22-23	Amended 22-23	Proposed 23-24
Non-Operating Revenues					
4001	Interest Earnings	5,796	500	15,500	15,500
4019	Miscellaneous	500	500	500	500
Total Non-Operating Revenues		6,296	1,000	16,000	16,000
Total Revenues		6,296	1,000	16,000	16,000

SUMMARY OF OPERATING TRANSFERS

Fund

32 Worker's Compensation

	Actual 21-22	Budgeted 22-23	Amended 22-23	Proposed 23-24
Operating Transfers In				
From General Fund	200,000	225,000	225,000	250,000
From Water & Sewer Fund	65,000	65,000	65,000	75,000
Net Operating Transfers In (Out)	265,000	290,000	290,000	325,000

SUMMARY OF EXPENSES

Fund

32 Worker's Compensation

	Actual 21-22	Budgeted 22-23	Amended 22-23	Proposed 23-24
Operational	181,880	302,950	499,300	331,200
Total Operating Expenses	181,880	302,950	499,300	331,200
Total Expenditures	181,880	302,950	499,300	331,200

Fund
32 Worker's Compensation

ACCOUNT	2022 Actual Expense	2023 Adopted Budget	2023 Amended Budget	2024 Manager Approved
40 Operational				
431 SAFETY TRAINING	(11,912)	1,000	1,000	1,000
440 ADMINISTRATION FEES	57,373	77,950	99,300	106,200
444 PAID LOSSES	42,459	125,000	300,000	125,000
446 SAFETY INCENTIVES	91,372	94,000	94,000	94,000
447 DRUG TESTING	2,588	5,000	5,000	5,000
Operational TOTAL:	181,880	302,950	499,300	331,200
Worker's Compensation TOTAL:	181,880	302,950	499,300	331,200



City of Rockwall
The New Horizon

MEMORANDUM

TO: Mary Smith, City Manager
FROM: Jeffrey Widmer, Director of Building Inspections and Code Enforcement
DATE: July 31, 2023
SUBJECT: Population Estimates

COG reported our 1/1/2023 population as 51,054. In keeping with adopted policy, we have calculated the population estimate for 1/1/2024. We averaged 16 single-family permits per month from 1/1/23 – 6/30/23. Typically, we have taken a conservative approach and assumed we will continue to issue the same average number of permits for the remainder of the calendar year. Using this premise, we will estimate year-end to be about 192 single-family homes completed. COG recognizes 2.883 residents per single-family dwelling and an occupancy factor of .945 in the City of Rockwall. We added 491 multi-family units in 2022 and expect to see 591 completed in 2023 since a couple of the current projects will still be under construction and not ready for occupancy. COG recognizes 2.014 residents per multi-family unit with an occupancy rate of .934.

Population projections will be recalculated when the final census numbers are available late this year.

1/1/23 COG Population Estimate	51,054	
180 X 2.883 X .945 =	523	Single family
293 X 2.014 X .934 =	<u>551</u>	Multi-family
1/1/24 Population Estimate	52,128	

Using this methodology the City 1/1/2024 population may be 52,128

Budget History

	2011-12	2012-13	2013-14	2014-15	2015-16	2016-17	2017-18	2018-19	2019-20	2020-21	2021-22	2022-23	2023-24
Tax Rates	0.5031	0.5025	0.5025	0.4955	0.4853	0.4543	0.4236	0.4021	0.387990	0.370000	0.350000	0.292678	0.270245
Total Taxable Value	3,387,038,427	3,467,380,383	3,637,881,664	4,050,756,693	4,314,158,274	4,714,674,107	5,238,256,063	5,693,209,277	6,048,494,454	6,429,002,080	6,882,070,760	8,300,009,655	8,964,484,128
General Fund Budget	22,910,450	24,348,250	25,959,500	26,277,550	28,810,600	34,044,150	36,066,050	37,905,500	39,048,300	39,127,400	43,439,150	45,876,150	48,309,400
Population Estimated	38,586	38,755	40,008	40,929	41,519	42,270	43,750	44,110	45,010	45,740	47,579	51,171	52,128
# Employees/Thousand	6.63	6.57	6.56	6.49	6.49	6.56	6.41	6.70	6.72	6.61	6.82	6.44	6.44
Employee Levels													
General Fund													
Administration													
City Manager	1	1	1	1	1	1	1	1	1	1	1	1	1
Asst.City Manager	1	2	2	2	2	2	2	2	2	2	2	1	1
Director of Admin Svcs	---	---	---	---	---	---	---	---	---	---	---	1	1
City Secretary	1	1	1	1	1	1	1	1	1	1	1	1	1
Executive Secretary	---	1	1	1	1	1	1	1	1	1	1	1	1
Asst to City Secretary	1	1	1	1	1	1	1	1	1	1	1	1	1
PIO/Marketing Manager	---	---	---	---	---	---	---	---	---	---	1	1	1
Main Street Manager	---	---	1	1	1	1	1	1	1	1	1	1	1
	5	6	7	7	7	7	7	7	7	7	8	8	8
Human Resources													
Director of Human Resources	1	1	1	1	1	1	1	1	1	1	1	1	1
HR Supervisor	1	1	1	1	1	---	---	---	---	---	---	---	---
Organizational Development	---	---	---	---	---	1	1	1	1	1	---	---	---
HR Specialist/Analyst	2	2	2	2	2	2	2	2	2	2	2	2	2
Receptionist/Secretary	1	1	1	1	1	1	1	1	1	1	1	1	1
	5	5	5	5	5	5	5	5	5	5	4	4	4
Information Technology													
Information Technology Director	---	---	---	---	---	---	---	---	---	---	---	1	1
Systems Administrator	---	---	---	---	---	---	---	---	---	---	---	1	1
Public Safety Administrator	---	---	---	---	---	---	---	---	---	---	---	1	1
Public Safety IT Analyst	---	---	---	---	---	---	---	---	---	---	---	1	1
Network Technician	---	---	---	---	---	---	---	---	---	---	---	1	1
	0	0	0	0	0	0	0	0	0	0	0	5	5
Internal Operations													
Internal Operations Director	---	1	1	1	1	1	1	1	---	---	1	---	---
Facilities Superintendent	1	1	1	1	1	1	1	1	1	1	1	1	1
Network Administrator	---	1	1	1	1	1	1	1	1	1	---	---	---
Network Technician	---	1	1	1	1	1	1	2	2	2	2	---	---
PIO/Marketing Manager	---	---	---	---	1	1	1	1	1	1	---	---	---
Internal Operations Crewleader	---	---	---	---	---	---	---	---	---	---	---	1	1
Building Maint. Technician	3	3	3	3	3	3	3	3	3	3	3	2	2
Secretary/Coordinator	1	1	1	1	1	1	1	1	1	1	1	1	1
Lead Custodian	---	---	---	---	2	2	2	2	2	2	2	2	2
Custodian	6	6	6	6	4	4	4	4	4	4	4	4	4
	11	14	14	14	15	15	15	16	15	15	14	11	11
Finance													
Director	1	---	---	---	---	---	---	---	---	---	---	1	1
Senior Accountant	1	1	1	1	1	1	1	1	1	1	1	---	---
Purchasing Agent	1	1	1	1	1	1	1	1	1	1	1	1	1
Accounting/Payroll	2	2	2	2	2.5	2.5	2.5	2.5	2.5	2.5	2.5	2.5	2.5
Inventory Control Clerk	1	1	1	1	1	1	1	1	1	1	1	1	1
Network Technology Analyst	1	---	---	---	---	---	---	---	---	---	---	---	---
Network Technician	1	---	---	---	---	---	---	---	---	---	---	---	---
	8	5	5	5	5.5	5.5	5.5	5.5	5.5	5.5	5.5	5.5	5.5

Budget History

	2011-12	2012-13	2013-14	2014-15	2015-16	2016-17	2017-18	2018-19	2019-20	2020-21	2021-22	2022-23	2023-24
Court													
Court Administrator	1	1	1	1	1	1	1	1	1	1	1	1	1
Lead Court Clerk	---	---	---	---	---	---	---	---	---	---	---	1	1
Deputy Clerk	3	3	4	4	4	4	4	4	4	4	4	3	3
	4	4	5	5	5	5	5	5	5	5	5	5	5
Fire													
Fire Chief	1	1	1	1	1	1	1	1	1	1	1	1	1
Assistant Fire Chief						1	1	1	1	1	1	1	1
Fire Marshal/Asst Chief	1	1	1	1	1	1	1	1	1	1	1	1	1
Senior Fire Inspector					---	1	1	1	1	1	1	1	1
Fire Inspector	3	3	3	3	3	2	2	2	2	2	2	2	2
Coordinator	1	1	1	1	1	1	1	1	1	1	1	1	1
Administrative Asst.	1	1	1	1	1	1	1	1	1	1	1	1	1
Batalion Chief	1	1	1	1	1	---	---	1	1	1	1	1	1
Captain	3	3	3	3	3	3	3	6	9	9	12	12	12
Driver/Operator	6	8	12	15	15	18	18	15	12	12	12	12	12
Firefighter	---	---	---	---	---	---	---	6	9	9	18	21	21
	17	19	23	26	26	29	29	36	39	39	51	54	54
Police													
Administration													
Chief	1	1	1	1	1	1	1	1	1	1	1	1	1
Asst. Chief	1	1	1	1	1	1	1	1	1	1	1	1	1
Captain	---	---	---	---	---	1	1	1	1	1	1	1	1
Lieutenant	3	4	4	4	4	4	4	4	4	4	4	4	5
Personnel Sgt	---	1	1	1	---	---	---	---	---	---	---	---	---
Training Coordinator	---	---	---	---	---	---	---	---	---	---	1	1	1
Clerical	1	1	1	1	1	1	1	1	1	1	1	1	1
	6	8	8	8	7	8	8	8	8	8	9	9	10
Dispatch													
Manager	1	1	1	1	1	1	---	---	---	---	---	1	1
Supervisor	---	---	---	2	2	2	3	3	3	3	3	3	3
Comm. Spec.	11	11.5	13	11	12	12	12	12	12	12	12	12	12
	12	12.5	14	14	15	15	15	15	15	15	15	16	16
Patrol													
Sergeant	6	6	6	7	8	8	8	8	7	7	7	7	7
Patrol	44	46	46	45	43	43	44	43	42	42	46	48	48
Crime Analyst											1	1	1
	50	52	52	52	51	51	52	51	49	49	54	56	56
CID													
Sergeant	2	2	2	2	2	2	2	2	3	3	3	3	3
Investigator	5	5	5	5	6	6	6	6	6	6	8	8	8
Investigator - Narcotics/Dep	2	2	2	2	2	2	2	2	4	4	4	4	4
Records/Evid. Tech	1	1	1	1	1	1	1	1	1	1	1	1	1
PSO/Crime Scene Tech.	1	1	1	1	1	1	1	1	1	1	1	1	1
Admin Assistant	---	---	---	---	---	---	---	---	---	---	---	---	1
	11	11	11	11	12	12	12	12	15	15	17	17	18
Community Services													
Sergeant	1	1	1	1	1	1	1	2	2	2	2	2	2
Patrol Officer/SRO	4	4	6	6	6	6	6	9	9	9	9	11	11
Patrol Officer/Crime Prev.	1	1	1	1	2	2	2	2	2	2	2	2	3
	6	6	8	8	9	9	9	13	13	13	13	15	16
Warrants													
Warrant Officer	1.5	1.5	1.5	1.5	2	2	2	2	2	2	2	2	2
Warrants Clerk	1	1	1	1	1	1	1	1	1	1	1	1	1
	2.5	2.5	2.5	2.5	3	3	3	3	3	3	3	3	3

Budget History

	2011-12	2012-13	2013-14	2014-15	2015-16	2016-17	2017-18	2018-19	2019-20	2020-21	2021-22	2022-23	2023-24
Records													
(Transitioned from Poi-Admin and CID beginning FY 06-07)													
Personnel Sgt	---	---	---	---	1	1	1	1	1	1	1	1	1
Computer Manager	1	1	1	1	1	1	1	1	1	1	1	---	---
Network Technician	1	1	1	1	1	1	1	1	1	1	1	---	---
Records/Property Mgr.	1	1	1	1	---	---	---	---	---	---	---	---	---
Records Clerk	2	2	2	2	3	3	3	3	3	3	3	3	3
	5	5	5	5	6	6	6	6	6	6	6	4	4
POLICE DEPT TOTALS	92.50	97.00	100.50	100.50	103.00	104.00	105.00	108.00	109.00	109.00	117.00	120.00	123.00
Sworn	72.00	76.00	78.00	78.00	79.00	81.00	82.00	84.00	85.00	85.00	92.00	95.00	97.00
Planning													
Director	1	1	1	1	1	1	1	1	1	1	1	1	1
Senior Planner					1	1	1	1	1	1	---	---	1
Planner	2	2	1	1	1	1	1	1	---	---	2	2	1
P&Z Manager	1	---	1	1	---	---	---	1	1	1	---	---	---
GIS Coordinator/Supv	1	1	1	1	1	1	1	1	1	1	1	1	1
Main Street Manager	1	1	---	---	---	---	---	---	---	---	---	---	---
Planning/Zoning Coord.	1	---	---	1	1	1	1	1	1	1	1	1	1
GIS Analyst	---	---	---	---	---	---	---	---	---	---	1	1	1
GIS Technician	---	1	1	1	1	2	2	2	2	2	1	1	1
Planning Technician	---	1	1	---	---	---	---	---	---	---	---	1	1
	7	7	6	6	6	7	7	8	7	7	7	8	8
Neighborhood Improvement													
Code Enforcement Supv.	1	1	1	1	1	1	1	1	1	1	1	1	1
Code Enforcement Officer	4.5	4.5	3	3	3	3	3	3	3	3	3	3	3
Code Enforcement Coord.	1	1	1	1	1	1	1	1	1	1	1	1	1
	6.5	6.5	5	5	5	5	5	5	5	5	5	5	5
Inspections													
Director Bldg Insp/Code Enf	1	1	---	---	---	---	---	---	---	---	---	---	---
Building Official	---	---	1	1	1	1	1	1	1	1	1	1	1
Building Inspection Supv.	---	---	---	1	1	1	1	1	1	1	1	1	1
Plans Examiner	1	1	1	1	1	1	1	1	1	1	1	1	1
Building Inspector	4	4	4	3	3	3	3	3	3	3	3	3	3
Permit Technician	2	2	2	2	2	2	2	2	2	2	2	2	2
	8	8	8	8	8	8	8	8	8	8	8	8	8
Parks													
Superintendent	1	1	1	1	1	1	1	1	1	1	1	1	1
Field Supervisor	---	---	---	---	---	1	1	1	1	1	1	1	1
Crew Leader	4	4	3	3	3	2	2	3	3	4	4	4	4
Equip. Operator	3	3	4	4	4	4	4	3	3	2	2	2	2
Irrigaton Tech	1	1	1	1	1	1	1	1	1	1	1	1	1
Maint. Worker	9	9	9	10	10	10	10	10	14	14	14	14	14
	18	18	18	19	19	19	19	19	23	23	23	23	23
Harbor													
Crew Leader	1	1	1	1	1	1	1	1	1	1	1	1	1
Maint. Worker	1	1	1	1	1	1	1	1	1	1	1	1	3
	2	2	2	2	2	2	2	2	2	2	2	2	4
Recreation													
Director	1	---	---	---	---	---	1	1	1	1	1	1	1
Recreation Superintendent	1	1	1	1	1	1	1	1	1	1	1	1	1
PARD Manager	1	1	1	1	1	1	---	---	---	---	---	---	---
Athletics & Special Program	---	---	1	1	1	1	1	1	1	1	1	1	1
Special Events Supervisor	---	---	---	---	---	---	---	---	---	---	1	1	1
Recreation Coordinator	1	1	1	1	1	1	1	1	1	1	1	1	2
Secretary	1	1	1	1	1	1	1	1	1	1	1	1	1
Recreation Assistant	1	1	1	1	1	1	1	1	1	1	1	1	1
	6	5	6	6	6	6	6	6	6	6	7	7	8

Budget History

	2011-12	2012-13	2013-14	2014-15	2015-16	2016-17	2017-18	2018-19	2019-20	2020-21	2021-22	2022-23	2023-24
Animal Services													
Supervisor	1	---	---	---	---	---	---	---	---	---	---	---	---
Crew Leader	---	1	1	1	1	1	1	1	1	1	1	1	1
Officer	5	2	2	2	2	2	2	2	2	2	2	2	2
Shelter Attendant	2	---	---	---	---	---	---	---	---	---	---	---	---
	8	3	3	3	3	3	3	3	3	3	3	3	3
Streets													
Superintendent	1	1	1	1	1	1	1	1	1	1	1	1	1
Field Supervisor	---	---	---	---	---	1	1	2	2	2	2	2	2
Equip. Operator II	2	2	2	2	2	3	3	3	3	3	3	3	3
Equip. Operator I	1	1	1	1	1	---	---	---	---	---	---	---	---
Crew Leader	2	2	2	2	2	2	2	1	1	1	1	1	1
Streets & Drainage Coordin.	---	---	---	---	---	---	---	---	---	---	---	1	1
Special Operations Inspectc	---	---	---	---	---	---	---	---	---	---	1	1	1
Maint. Worker	5	5	3	3	3	3	3	3	3	3	3	3	3
Sign Technician	---	---	2	2	2	2	2	2	2	2	2	2	2
	11	11	11	11	11	12	12	12	12	12	13	14	14
Engineering													
Engineer/P.W. Director	1	1	1	1	1	1	1	1	1	1	1	1	1
Assistant City Engineer	---	1	1	1	1	1	---	---	---	---	1	1	1
Civil Engineer	---	---	1	1	1	1	2	2	2	2	1	1	1
Engineer II	2	1	---	---	---	---	---	---	---	---	---	---	---
Technician/Designer	1	1	1	1	1	---	---	---	---	---	---	---	---
Construction Insp Supervis	---	---	---	---	---	---	---	---	---	---	---	1	1
Dev. Serv. Coord.	1	1	1	1	1	1	1	1	1	1	1	1	1
Inspector	5	5	5	5	5	5	5	5	5	5	5	4	4
	10	10	10	10	10	9	9	9	9	9	9	9	9
Total General Fund	219	220.50	228.50	232.50	236.50	241.50	242.50	254.50	260.50	260.50	281.50	286.50	292.50

Budget History

	2011-12	2012-13	2013-14	2014-15	2015-16	2016-17	2017-18	2018-19	2019-20	2020-21	2021-22	2022-23	2023-24
Water and Sewer Fund													
Utility Billing													
Util. Billing Supervisor	1	1	1	1	1	1	1	1	1	1	1	1	1
Field Supervisor	---	---	---	---	---	1	1	1	1	1	1	1	1
Billing Clerk/Cust.Serv.Rep.	1	1	1	1	1	1	1	1	1	1	1	1	1
Cashier/Cust.Serv.Rep.	1	1	2	2	2	2	2	2	2	2	2	2	2
Meter Reader	4	4	4	4	4	3	3	3	3	3	4	4	4
Cashier/AP Clerk	1	1	---	---	---	---	---	---	---	---	---	---	---
	8	8	8	8	8	8	8	8	8	8	9	9	9
Water Operations													
Water/WW Manager	1	1	1	1	1	1	1	1	1	1	1	1	1
Superintendent	---	---	---	---	---	---	---	---	---	---	---	---	---
Operations Mgr/Field Super	1	1	1	1	1	1	1	1	1	1	1	1	1
Sr. Production Technician	---	---	---	1	1	1	1	1	1	1	1	1	1
Production Technician II	1	1	1	---	---	---	---	---	---	---	---	---	---
Production Technician I	1	1	1	1	1	1	1	2	2	2	2	2	2
Equip.Operator	1	1	1	1	1	1	1	1	2	2	2	2	2
Crew Leader	1	1	1	1	1	1	2	2	2	2	2	2	2
Fire Hydration Tech	2	2	2	2	2	2	2	2	2	2	2	2	2
Maint. Worker	5	4	4	4	4	4	4	4	4	4	4	4	4
Meter Technician	---	---	---	---	---	---	---	---	---	---	---	---	---
Backflow Prev. Coord.	---	---	---	---	---	---	---	---	---	---	---	---	---
Water Quality Tech	1	1	1	1	1	2	2	2	2	2	2	2	2
Public Works Coord	1	1	1	1	1	1	1	1	1	1	1	1	1
Conservation Coord	1	---	---	---	---	---	---	---	---	---	---	---	---
	16	14	14	14	14	15	16	17	18	18	18	18	18
Sewer Operation													
Operations Mgr/Field Super	1	1	1	1	1	1	1	1	1	1	1	1	1
Production Tech Field Supe	1	1	1	1	1	1	1	1	1	1	1	1	1
Production Technician III	2	2	2	2	2	2	2	3	3	3	3	3	3
Equip. Operator II	1	1	1	1	1	2	2	2	2	2	2	2	2
Crew Leader	1	1	1	1	1	2	2	2	2	2	2	2	2
Maint. Worker	6	5	5	4	4	4	4	5	5	5	5	5	5
FOG Agent	---	---	---	---	---	---	1	1	1	1	1	1	1
Infiltration Tech.	1	1	1	1	1	1	1	1	1	1	1	1	1
	13	12	12	11	11	13	14	16	16	16	16	16	16
Total Water/Sewer	37	34	34	33	33	36	38	41	42	42	43	43	43
Special Crimes Unit													
Sergeant	---	---	---	---	---	---	---	---	---	---	---	---	---
Patrol Officer	---	---	---	---	---	---	---	---	---	---	---	---	---
Total Special Crimes Unit	---	---	---	---	---	---	---	---	---	---	---	---	---
Total Employees	256.00	254.50	262.50	265.50	269.50	277.50	280.50	295.50	302.50	302.50	324.50	329.50	335.50



City of Rockwall

MEMORANDUM

TO: Mayor and City Council Members

FROM: Kristy Teague

DATE: September 5, 2023

SUBJECT:

Mayor Pro Tem Campbell and Councilmember Jorif are the City Council liaisons for the Rockwall Youth Advisory Council (YAC) program. On Thurs., Aug. 31st, Mayor Pro Tem Campbell, Councilmember Jorif, Director of Administrative Services, David Sweet and several incumbent YAC students held interviews with 11 applicants. (I was out sick and, unfortunately, could not attend). All eight incumbent YAC students have expressed a desire to return to the program and participate again this school year, so there are four (4) vacancies to fill.

Selecting a slate of students to recommend for appointment among such impressive applicants continues to be quite a challenge year-to-year. The City always attracts more bright, truly good applicants (numbers-wise) than there are available seats to fill. For various reasons, the City of Rockwall limits participation in the YAC program to twelve (12) students annually. When vetting applicants, the interview panel considers several factors. Based on the most recent interview and selection process, the interview panel, along with Mayor Pro Tem Campbell and Councilmember Jorif, are putting forth the following slate of students for consideration by the full Council at this time. It should be noted that I have reached out to city management in both Heath and Fate in order to seek financial sponsorship for those students who reside in those cities. Both Heath and Fate have traditionally been willing to fulfill sponsorships (\$250/student) for students selected who live in their cities.

Mayor Pro Tem Campbell, Councilmember Jorif, Mr. Sweet, or I will be happy to answer any questions Council may have pertaining to the recommended appointments and/or the YAC program in general at the meeting Tuesday evening. On behalf of the interview panel, thank you for your consideration of this slate of students:

	Youth Advisory Council (Grade / School)	First Name	Last Name	City of Residence
1	Senior (RHS)	Miriam	Gamez	Fate
2	Senior (RHS)	Maddoc	Johnson	Rockwall
3	Junior (RHHS)	Keaton	Steen	Heath
4	Senior (RHS)	Emily	Nielsen	Heath
5	Junior (RHS)	Contessa	Barron	Rockwall
6	Senior (RHHS)	James	Martinez	Rockwall
7	Junior (RHS)	Kaylen	Pruitt	Rockwall
8	Sophomore (RHS)	"Ellie"	McReynolds	Rockwall
9	Sophomore (RHS)	Vincent	Vento	Rockwall
10	Junior (RHS)	Evan	Haack	Fate
11	Senior (RHHS)	Ryker	Hayes	Fate
12	Sophomore (RHS)	Allison	Nielsen	Heath
Gray = New 2023-2024 Students				

ATTACHMENTS:

None



City of Rockwall
The New Horizon

Building Inspections Department Monthly Report

July 2023

Permits

Total Permits Issued:	370
Building Permits:	40
Contractor Permits:	330
Total Commercial Permit Values:	\$115,839,711.06
Building Permits:	\$74,354,209.00
Contractor Permits:	\$41,485,502.06
Total Fees Collected:	\$491,588.49
Building Permits:	\$441,792.65
Contractor Permits:	\$49,795.84

Board of Adjustment

Board of Adjustment Cases: 0

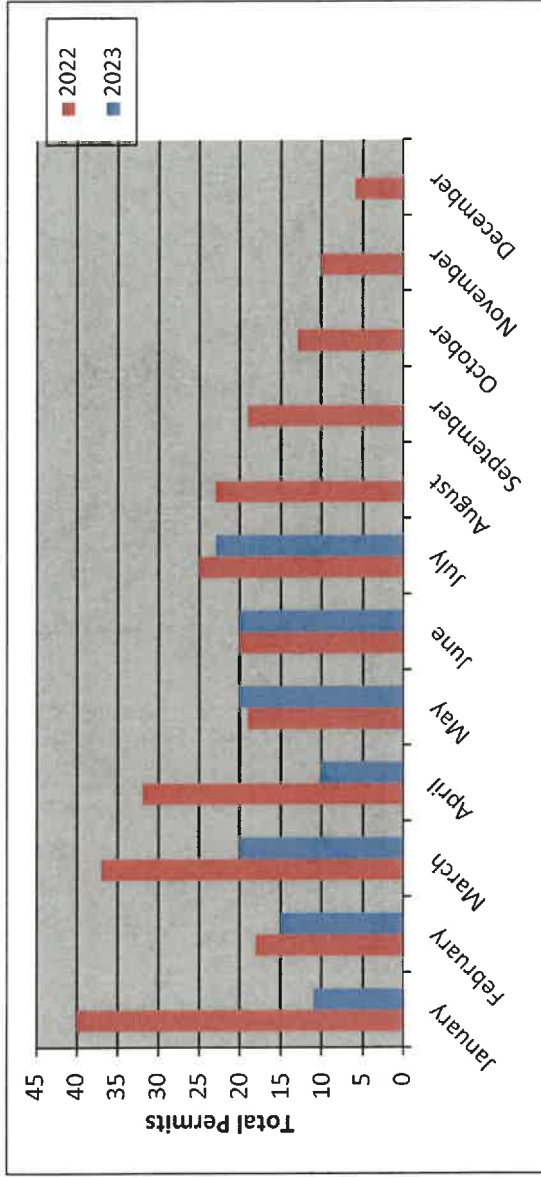
8/9/2023
8:36:47AM

City of Rockwall
PERMITS ISSUED - Summary by Type and Subtype
For the Period 7/1/2023 to 7/31/2023

Type/Subtype	# of Permits Issued	Valuation of Work	Fees Charged
Commercial Building Permit	58	\$115,839,711.06	\$412,725.88
Addition	1	1,100,000.00	\$5,985.25
Cell Tower Permit	1	12,000.00	\$225.17
Certificate of Occupancy	8		\$607.50
Concrete Permit	1	16,980.00	\$296.57
Electrical Permit	7	60,428.40	\$1,037.59
Fence Permit	1	39,560,000.00	\$51.00
Irrigation Permit	2		\$4,359.87
Mechanical Permit	5	75,580.00	\$1,356.37
New Construction	7	73,254,209.00	\$383,541.39
Plumbing Permit	4	10,590.00	\$377.92
Remodel	8	1,714,953.66	\$12,667.25
Roofing Permit	2	13,770.00	\$153.00
Sign Permit	6	21,200.00	\$765.00
Temporary Certificate of Occupancy	4		\$1,200.00
Temporary Construction Trailer	1		\$102.00
Residential Building Permit	312		\$78,862.61
Accessory Building Permit	4		\$879.41
Addition	2		\$545.90
Concrete Permit	8		\$1,404.92
Electrical Permit	8		\$717.11
Fence Permit	37		\$1,871.00
Fire pit/Fireplace	1		\$50.00
House Moving	1		\$140.00
Irrigation Permit	20		\$1,521.00
Mechanical Permit	35		\$4,043.00
New Construction	1		\$10,861.15
New Single Family Residential	23		\$39,341.03
Patio Cover/Pergola	11		\$1,350.01
Plumbing Permit	22		\$1,732.50
Pool	11		\$1,707.60
Remodel	3		\$698.78
Retaining Wall Permit	2		\$102.00
Roofing Permit	104		\$7,933.50
Solar Panel Permit	8		\$2,872.18
Takeline - Boat House	2		\$638.52
Window & Door Permit	9		\$453.00
Totals:	370		\$491,588.49

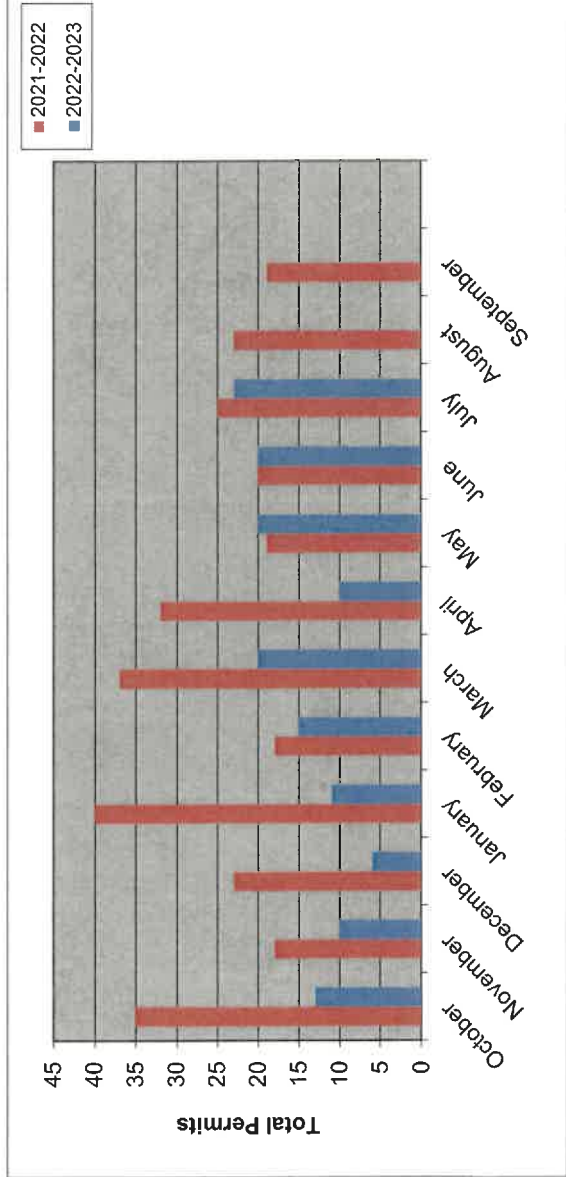
New Residential Permits Calendar Year

	Year	
	2022	2023
January	40	11
February	18	15
March	37	20
April	32	10
May	19	20
June	20	20
July	25	23
August	23	
September	19	
October	13	
November	10	
December	6	
Totals	262	119



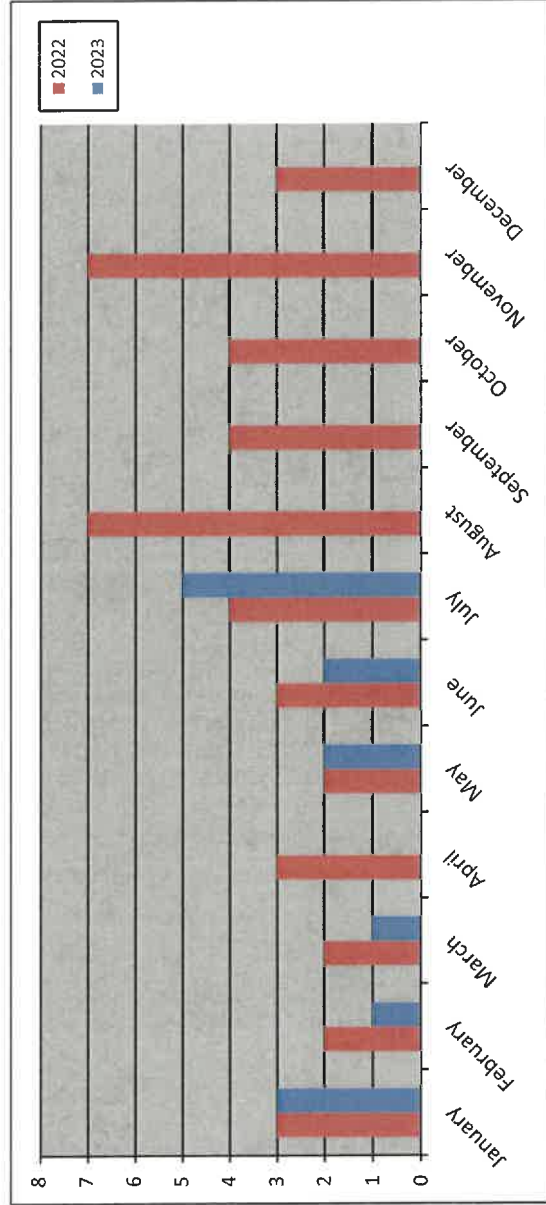
New Residential Permits Fiscal Year

	Year	
	2021-2022	2022-2023
October	35	13
November	18	10
December	23	6
January	40	11
February	18	15
March	37	20
April	32	10
May	19	20
June	20	20
July	25	23
August	23	
September	19	
Totals	309	148



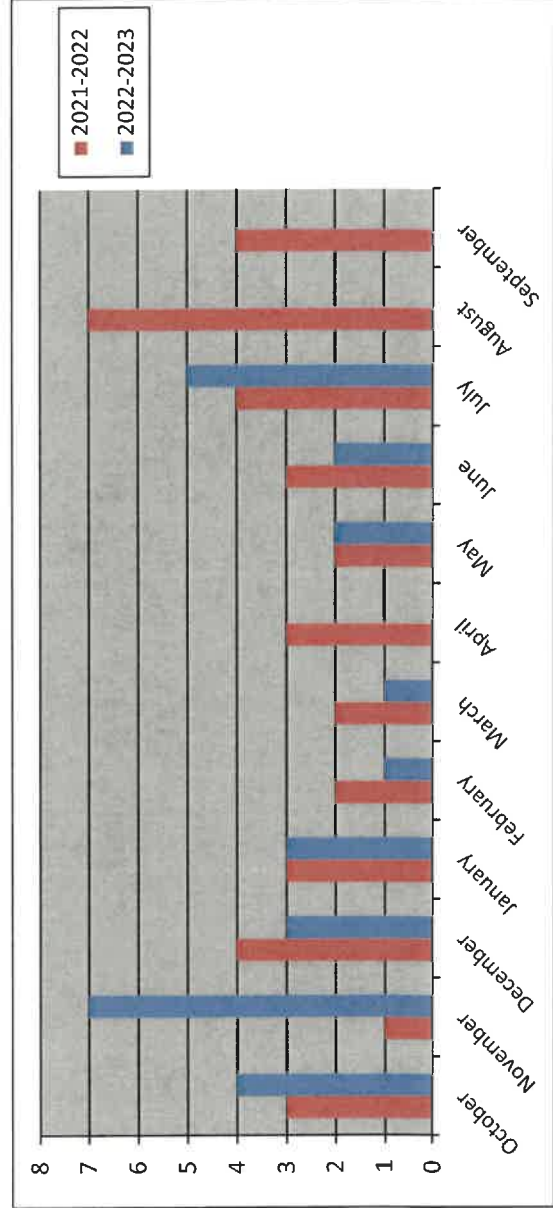
Residential Remodel Permits Calendar Year

	Year	
	2022	2023
January	3	3
February	2	1
March	2	1
April	3	0
May	2	2
June	3	2
July	4	5
August	7	
September	4	
October	4	
November	7	
December	3	
Totals	44	14



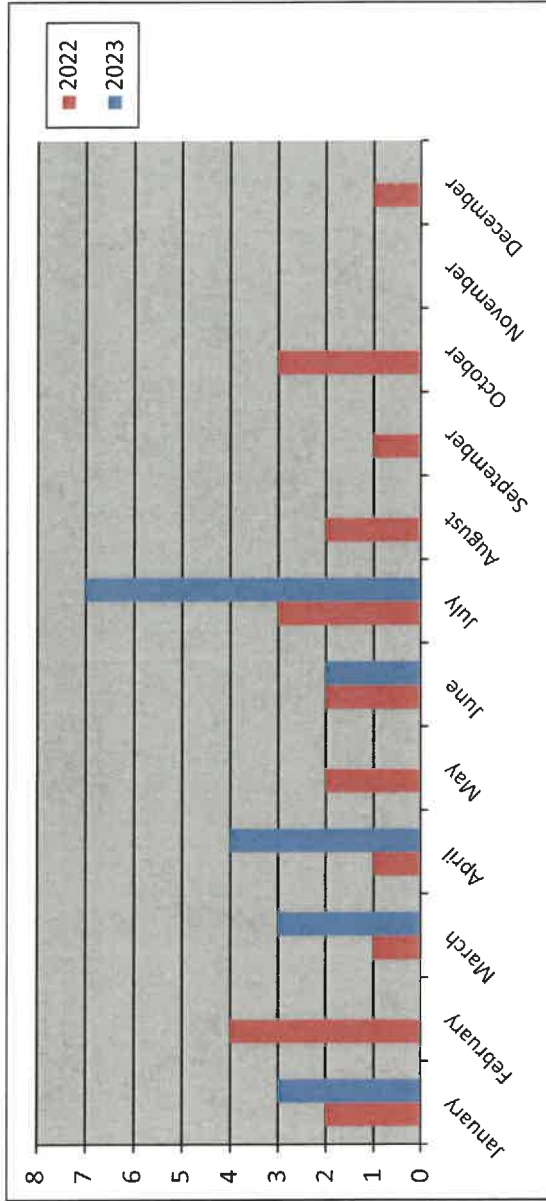
Residential Remodel Permits Fiscal Year

	Year	
	2021-2022	2022-2023
October	3	4
November	1	7
December	4	3
January	3	3
February	2	1
March	2	1
April	3	0
May	2	2
June	3	2
July	4	5
August	7	
September	4	
Totals	38	28



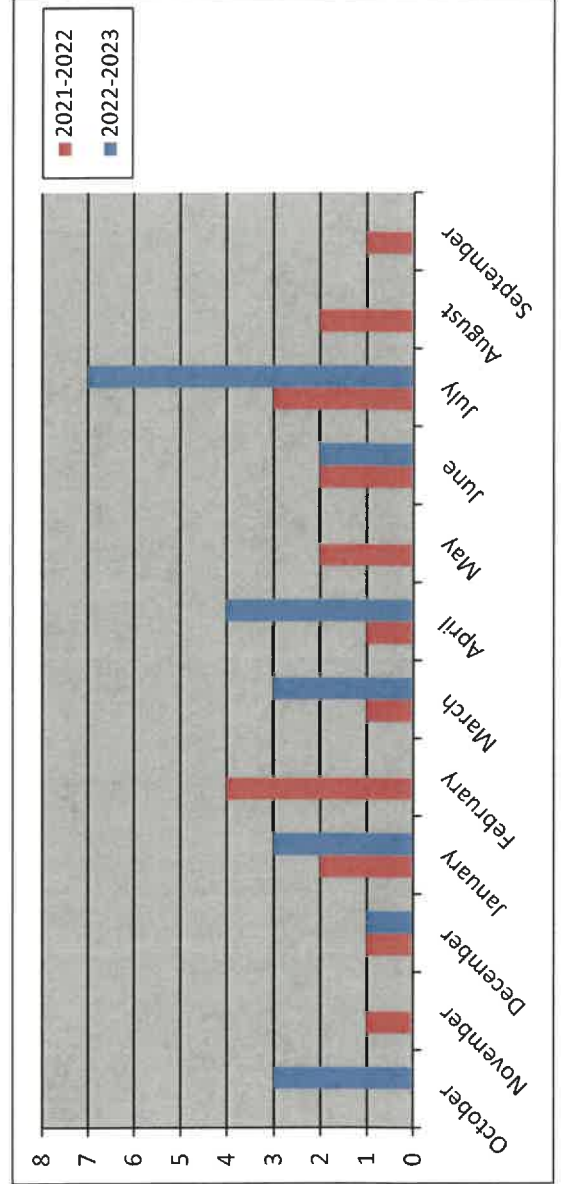
New Commercial Permits Calendar Year

	Year	
	2022	2023
January	2	3
February	4	0
March	1	3
April	1	4
May	2	0
June	2	2
July	3	7
August	2	
September	1	
October	3	
November	0	
December	1	
Totals	22	19



New Commercial Permits Fiscal Year

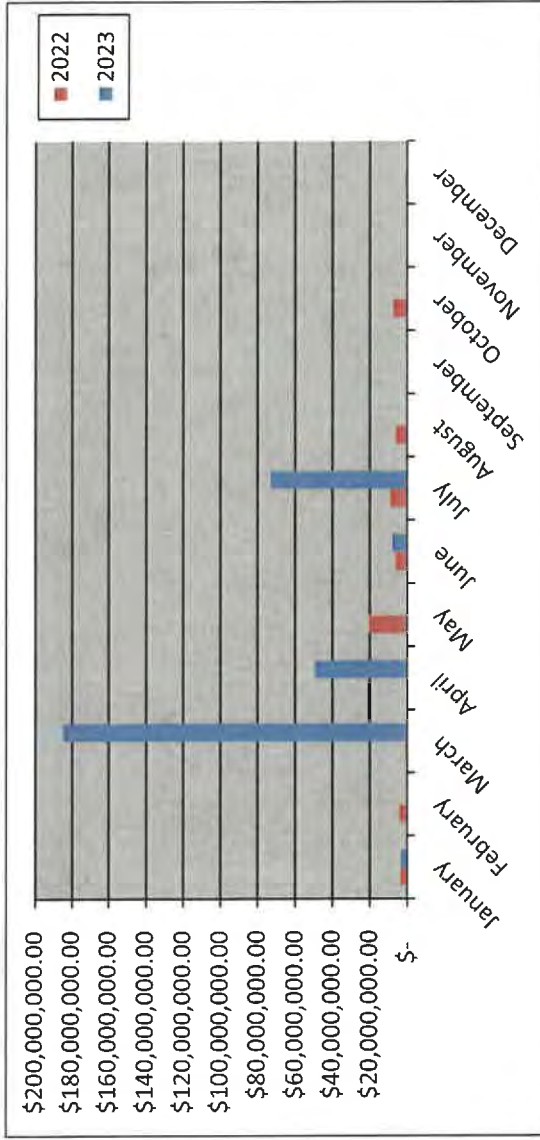
	Year	
	2021-2022	2022-2023
October	0	3
November	1	0
December	1	1
January	2	3
February	4	0
March	1	3
April	1	4
May	2	0
June	2	2
July	3	7
August	2	
September	1	
Totals	20	23



New Commercial Value

Calendar Year

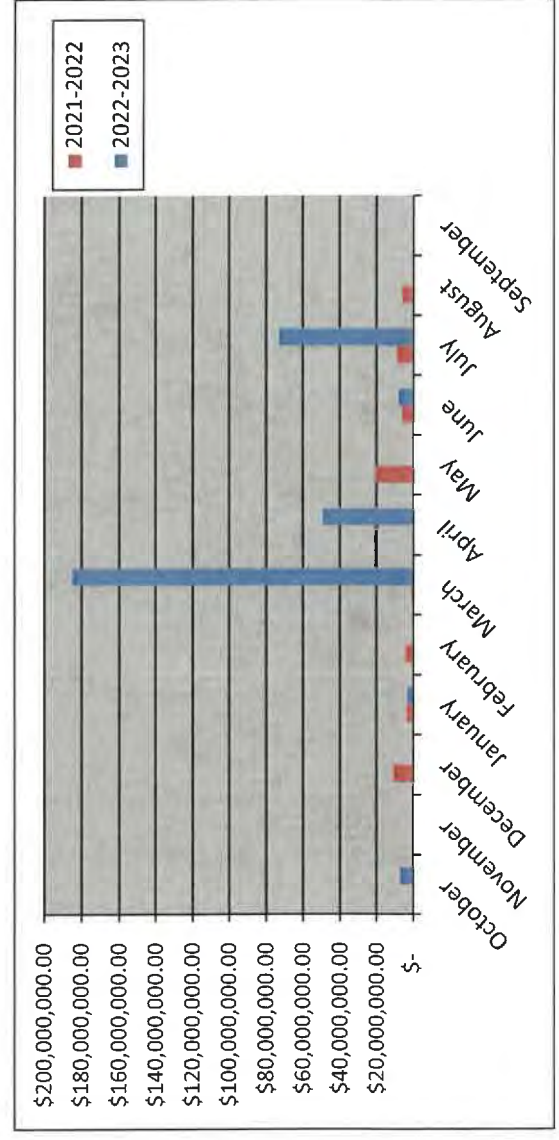
	Year	
	2022	2023
January	\$ 3,625,000.00	\$ 3,684,500.00
February	\$ 4,186,300.00	\$ -
March	\$ 1,200,000.00	\$ 184,834,500.00
April	\$ 250,000.00	\$ 49,466,652.00
May	\$ 20,400,000.00	\$ -
June	\$ 6,300,000.00	\$ 8,450,000.00
July	\$ 9,075,000.00	\$ 73,254,209.00
August	\$ 6,244,700.00	
September	\$ 550,000.00	
October	\$ 7,472,450.00	
November	\$ -	
December	\$ 1,000,000.00	
Totals	\$ 60,303,450.00	\$ 319,689,861.00



New Commercial Value

Fiscal Year

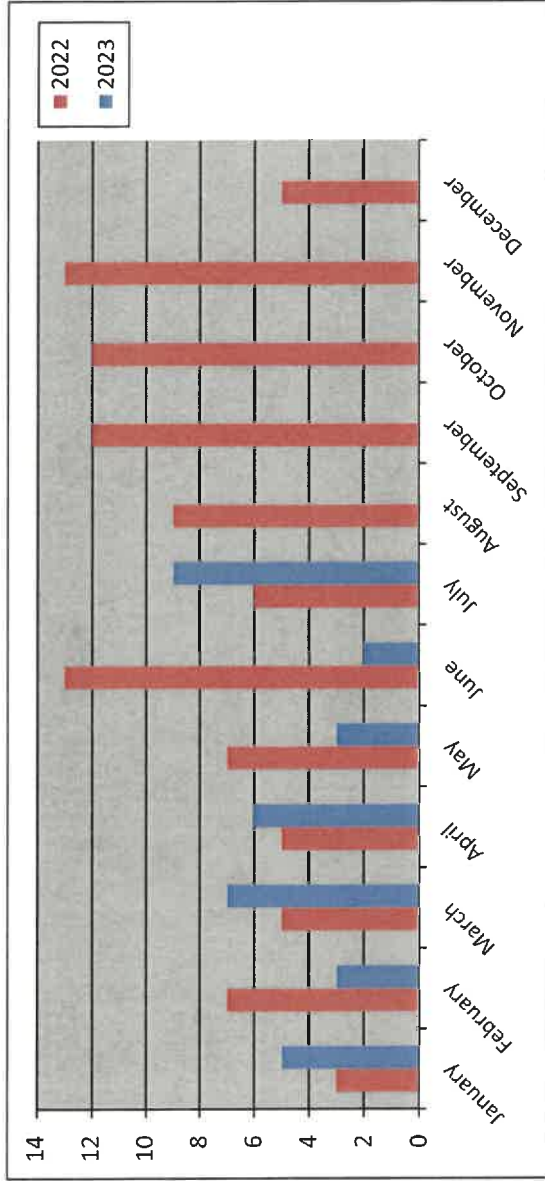
	Year	
	2021-2022	2022-2023
October	\$ -	\$ 7,472,450.00
November	\$ 750,000.00	\$ -
December	\$ 11,000,000.00	\$ 1,000,000.00
January	\$ 3,625,000.00	\$ 3,684,500.00
February	\$ 4,186,300.00	\$ -
March	\$ 1,200,000.00	\$ 184,834,500.00
April	\$ 250,000.00	\$ 49,466,652.00
May	\$ 20,400,000.00	\$ -
June	\$ 6,300,000.00	\$ 8,450,000.00
July	\$ 9,075,000.00	\$ 73,254,209.00
August	\$ 6,244,700.00	
September	\$ 550,000.00	
Totals	\$ 63,581,000.00	\$ 328,162,311.00



Commercial Remodel Permits

Calendar Year

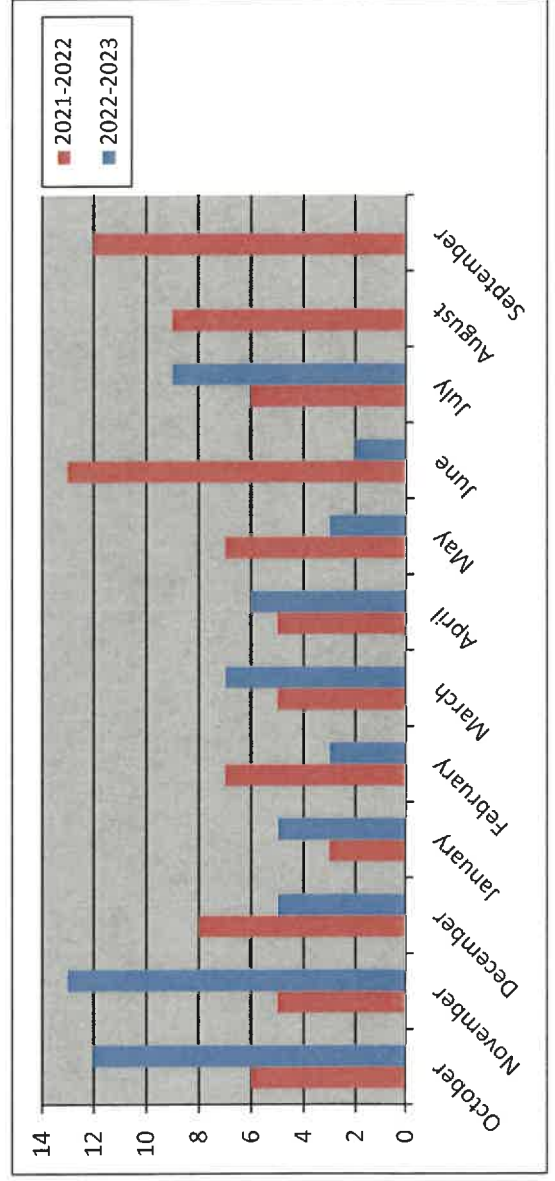
	Year	
	2022	2023
January	3	5
February	7	3
March	5	7
April	5	6
May	7	3
June	13	2
July	6	9
August	9	
September	12	
October	12	
November	13	
December	5	
Totals	97	35



Commercial Remodel Permits

Fiscal Year

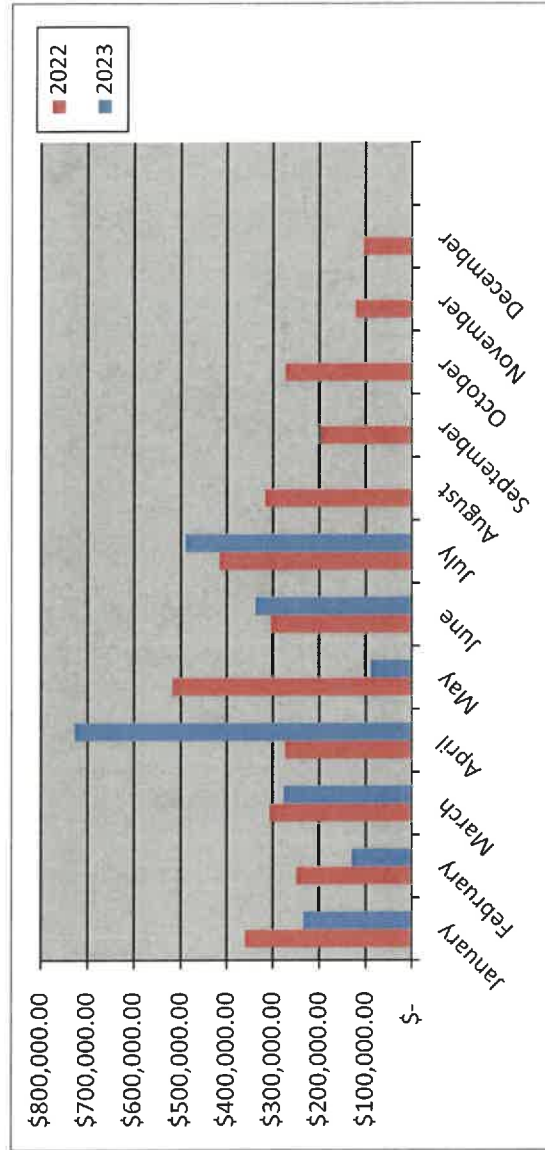
	Year	
	2021-2022	2022-2023
October	6	12
November	5	13
December	8	5
January	3	5
February	7	3
March	5	7
April	5	6
May	7	3
June	13	2
July	6	9
August	9	
September	12	
Totals	86	65



Total Fees Collected

Calendar Year

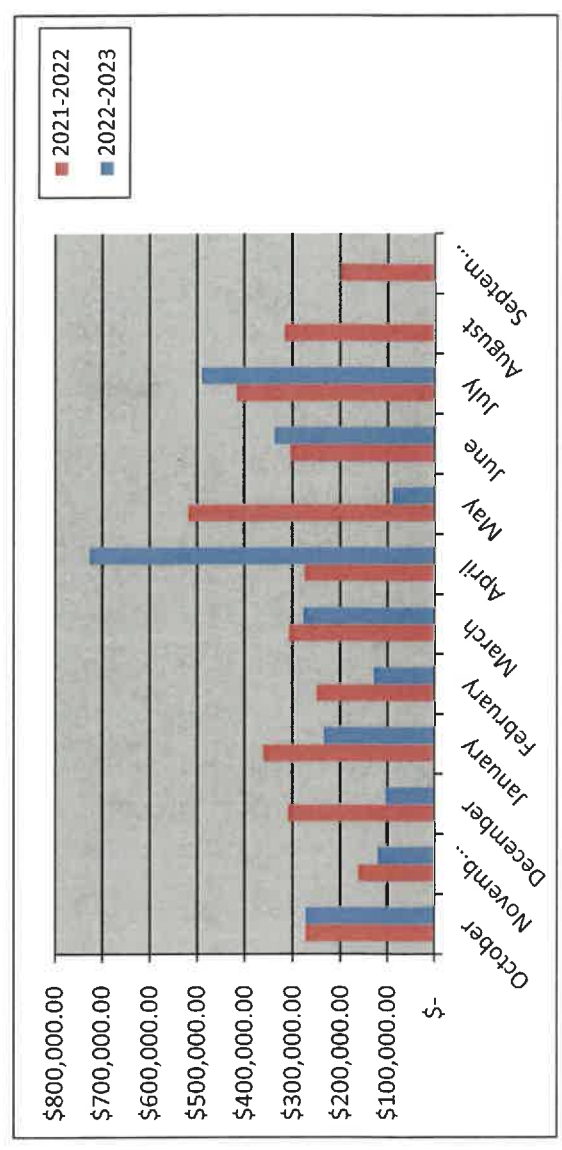
	Year	
	2022	2023
January	\$ 361,270.18	\$ 235,769.45
February	\$ 250,094.89	\$ 131,295.33
March	\$ 307,866.69	\$ 278,577.39
April	\$ 274,768.54	\$ 727,627.76
May	\$ 518,725.96	\$ 91,036.40
June	\$ 304,895.03	\$ 338,892.45
July	\$ 416,616.46	\$ 491,588.49
August	\$ 317,170.14	
September	\$ 197,419.77	
October	\$ 274,314.07	
November	\$ 122,821.42	
December	\$ 105,480.50	
Totals	\$ 3,451,443.65	\$ 2,294,787.27



Total Fees Collected

Fiscal Year

	Year	
	2021-2022	2022-2023
October	\$ 273,670.22	\$ 274,314.07
November	\$ 163,206.06	\$ 122,821.42
December	\$ 310,002.73	\$ 105,480.50
January	\$ 361,270.18	\$ 235,769.45
February	\$ 250,094.89	\$ 131,295.33
March	\$ 307,866.69	\$ 278,577.39
April	\$ 274,768.54	\$ 727,627.76
May	\$ 518,725.96	\$ 91,036.40
June	\$ 304,895.03	\$ 338,892.45
July	\$ 416,616.46	\$ 491,588.49
August	\$ 317,170.14	
September	\$ 197,419.77	
Totals	\$ 3,695,706.67	\$ 2,797,403.26



8:45:16AM

CERTIFICATES OF OCCUPANCY ISSUED

For the Period 7/1/2023 to 7/31/2023

Permit Number	Permit Type	Site Address	Total Fees	Fees Paid
Application Date	Subtype	Parcel Number		
Issue Date	Status of Permit	Subdivision Name		
	Business Name	Plan Number	Valuation	Total SQFT
COM2023-1694	Commercial Building Permit			
04/19/2023	Certificate of Occupancy	1020 W Ralph Hall Pkwy,	\$76.50	\$76.50
07/11/2023	ISSUED	Suite 105, Rockwall, TX 75032	2,500.00	
	Dermatology & Skin Cancer Surgery Center			

Contact Type	Contact Name	Contact Address			
	Business Phone				
Business Owner	Preferred Dermatology 940-391-3433	1020 W Ralph Hall Pkwy, Suite 105	Rockwall	TX	75032
Property Owner	Wagon Ranch LLC	1010 W Ralph Hall Pkwy	Rockwall	TX	75032

Contractors

COM2023-1770	Commercial Building Permit				
04/21/2023	Certificate of Occupancy	1351 CORPORATE	\$76.50	\$76.50	
07/18/2023	ISSUED	CROSSING, ROCKWALL, TX 75087	301,120.00		
	1351 Corporate Crossing Industrial, LLC (Shell Building)				

Contact Type	Contact Name	Contact Address			
	Business Phone				
Business Owner	Westcore Bravo Rockwall, 866-367-7179	4350 La Jolla Village Dr, Suite 900	San Diego	CA	92122
Property Owner	Stream 1515 Corporate Crossing LP	2001 Ross Ave, Suite 400	Dallas	TX	75201
Inspection Report C	David Holt				
Business	1351 Corporate Crossing Industrial LLC	1351 Corporate Crossing	Rockwall	TX	75087

Contractors

COM2023-2115	Commercial Building Permit				
05/09/2023	Temporary Certificate of Occupancy	1408 S GOLIAD ST	\$300.00	\$300.00	
07/17/2023	ISSUED		22,409.00		
	Heritage Christian Academy Bldg B (Gym, Classrooms & Storm Sh				

Contact Type	Contact Name	Contact Address			
	Business Phone				
Business Owner	Heritage Christian Academy 972-771-0605	1408 S Goliad Sr.	Rockwall	TX	75087
Property Owner	Heritage Christian Academy	1408 S Goliad Sr.	Rockwall	TX	75087

Contractors

8:45:16AM

CERTIFICATES OF OCCUPANCY ISSUED

For the Period 7/1/2023 to 7/31/2023

Permit Number	Permit Type	Site Address	Total Fees	Fees Paid
Application Date	Subtype	Parcel Number		
Issue Date	Status of Permit	Subdivision Name		
	Business Name	Plan Number	Valuation	Total SQFT
COM2023-2559	Commercial Building Permit			
06/01/2023	Certificate of Occupancy	1000 W YELLOW	\$75.00	\$75.00
07/19/2023	ISSUED	JACKET LN	0.00	
	Wilder Apartments			

Contact Type	Contact Name	Contact Address			
	Business Phone				
Business Owner	S2 Canyon Ridge LLC 214-763-1113	5950 Berkshire Ln	Dallas	TX	75225
Property Owner	S2 Canyon Ridge LLC	5950 Berkshire Ln	Dallas	TX	75225
Manager	Kirsten DeCordova				

Contractors

COM2023-2814	Commercial Building Permit			
06/15/2023	Certificate of Occupancy	951 E INTERSTATE 30,	\$76.50	\$76.50
07/10/2023	ISSUED	SUITE 109, ROCKWALL,	1,386.00	
	ARMONIA CHIROPRACTIC	TX 75032		

Contact Type	Contact Name	Contact Address			
	Business Phone				
Business Owner	TODD COUNTEE 972-434-3839	951 E INTERSTATE 30, SUITE 109	ROCKWALL	TX	75032
Property Owner	ROCKWALL CROSSING SC LP	c/o VISTA PROPERTY COMPANY	DALLAS	TX	75207
Inspection Report C	TODD COUNTEE				
Inspection Report C	Ufuoma Umudi, General Contractor	9355 John W. Elliot Drive. Suite 25	Frisco	TX	75033

Contractors

COM2023-2832	Commercial Building Permit			
06/16/2023	Temporary Certificate of Occupancy	2350 DISCOVERY BLVD	\$300.00	\$300.00
07/03/2023	ISSUED		29,150.00	
	TCO The Royalton at Discovery - Bldg 6(D) - 28 Units			

Contact Type	Contact Name	Contact Address			
	Business Phone				
Business Owner	SWBC RW2, LP 469-889-1661	5949 SHERRY LN, SUITE 750	Dallas	TX	75225
Property Owner	Spencer Byington	5949 Sherry Ln	Dallas	TX	75225

Contractors

8:45:16AM

CERTIFICATES OF OCCUPANCY ISSUED

For the Period 7/1/2023 to 7/31/2023

Permit Number	Permit Type	Site Address	Total Fees	
Application Date	Subtype	Parcel Number		
Issue Date	Status of Permit	Subdivision Name	Total SQFT	Fees Paid
	Business Name	Plan Number		
COM2023-2866	Commercial Building Permit			
06/20/2023	Certificate of Occupancy	1340 MIMS RD,	\$76.50	\$76.50
07/07/2023	ISSUED	ROCKWALL, 75032	1,500.00	
	SJTPT Gym			

Contact Type	Contact Name	Contact Address			
	Business Phone				
Business Owner	Shawn Jordan 214-466-0417	1340 Mims Dr	Rockwall	TX	75087
Property Owner	D/A Real Estate	PO Box 850	Rockwall	TX	75087

Contractors

COM2023-2933	Commercial Building Permit			
06/23/2023	Certificate of Occupancy	975 E INTERSTATE 30	\$75.00	\$75.00
07/17/2023	ISSUED	Suite 115	4,700.00	
	Dream Floors Home Remodeling			

Contact Type	Contact Name	Contact Address			
	Business Phone				
Business Owner	Alaa Mahmoud 469-363-0360	975 E I-30, Suite 115	Rockwall	TX	75087
Property Owner	Vista	2227 Vantage St	Dallas	TX	75207
Inspection Report C	Alaa Mahmoud	975 E I-30	Rockwall	TX	75087

Contractors

COM2023-3082	Commercial Building Permit			
07/03/2023	Temporary Certificate of Occupancy	2350 DISCOVERY BLVD	\$300.00	\$300.00
07/21/2023	ISSUED		2,152.00	
	The Royalton at Discovery (Bldg 8 - F - 2 Units)			

Contact Type	Contact Name	Contact Address			
	Business Phone				
Business Owner	SWBC RW2, LP 469-889-1661	5949 SHERRY LN, SUITE 750	Dallas	TX	75225
Property Owner	Spencer Byington	5949 Sherry Ln	Dallas	TX	75225

Contractors

COM2023-3083	Commercial Building Permit			
07/03/2023	Temporary Certificate of Occupancy	2350 DISCOVERY BLVD	\$300.00	\$300.00
07/21/2023	ISSUED		2,152.00	
	The Royalton at Discovery (Bldg 7 - F - 2 Units)			

CERTIFICATES OF OCCUPANCY ISSUED

For the Period 7/1/2023 to 7/31/2023

Permit Number	Permit Type	Site Address				Total Fees
Application Date	Subtype	Parcel Number				
Issue Date	Status of Permit	Subdivision Name				
	Business Name	Plan Number	Valuation	Total SQFT	Fees Paid	
Contact Type	Contact Name	Contact Address				
	Business Phone					
Business Owner	SWBC RW2, LP 469-889-1661	5949 SHERRY LN, SUITE 750	Dallas	TX	75225	
Property Owner	Spencer Byington	5949 Sherry Ln	Dallas	TX	75225	

Contractors

COM2023-3238	Commercial Building Permit					
07/10/2023	Certificate of Occupancy	5701 HORIZON RD,				\$75.00 \$75.00
07/24/2023	ISSUED	ROCKWALL, TX 75032				10,918.00
	Texas Ranch Trails (Shell Building Only)					

Contact Type	Contact Name	Contact Address				
	Business Phone					
Business Owner	Texas Ranch Trails LLC 469-863-3255	3023 Red Ridge Dr	Rockwall	TX	75032	
Business Owner	Texas Ranch Trails LLC 469-863-3255	3023 Red Ridge Dr	Rockwall	TX	75032	
Applicant	Joshua Houser	105 WEATHERLY CIRCLE	ROCKWALL	TX	75087	

Contractors

COM2023-3457	Commercial Building Permit					
07/20/2023	Certificate of Occupancy	902 N GOLIAD ST,				\$76.50 \$76.50
07/28/2023	ISSUED	ROCKWALL, TX 75087				2,258.00
	Heart to Heart Hospice					

Contact Type	Contact Name	Contact Address				
	Business Phone					
Business Owner	Heart to Heart Hospice	902 N Goliad St	Rockwall	TX	75087	
Property Owner	M&D Davenport Rental Properties	200 Darrin Dr	Rockwall	TX	75087	
Inspection Report C	Heather Summers	902 N Goliad St	Rockwall	TX	75087	

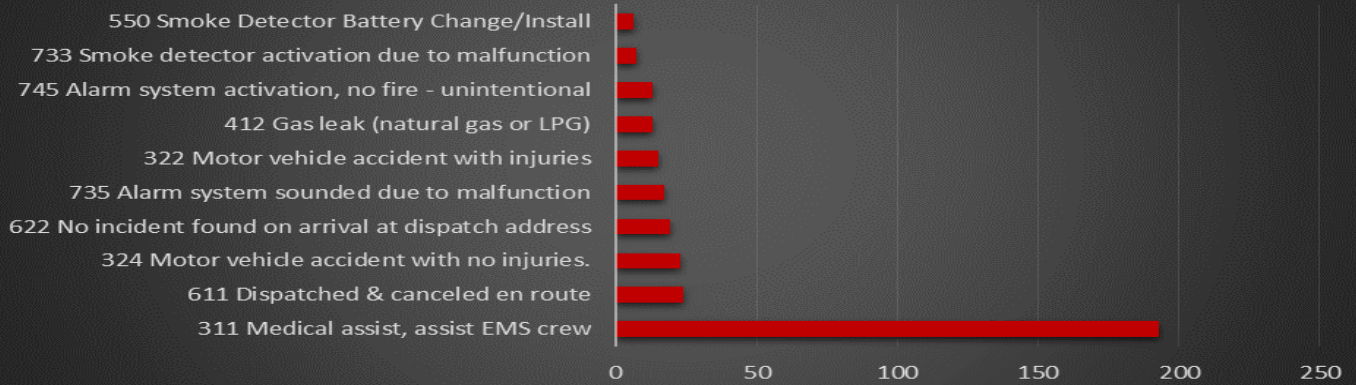
Contractors

Total Valuation:
Total Fees: \$1,807.50
Total Fees Paid: \$1,807.50



July 2023
Monthly Report

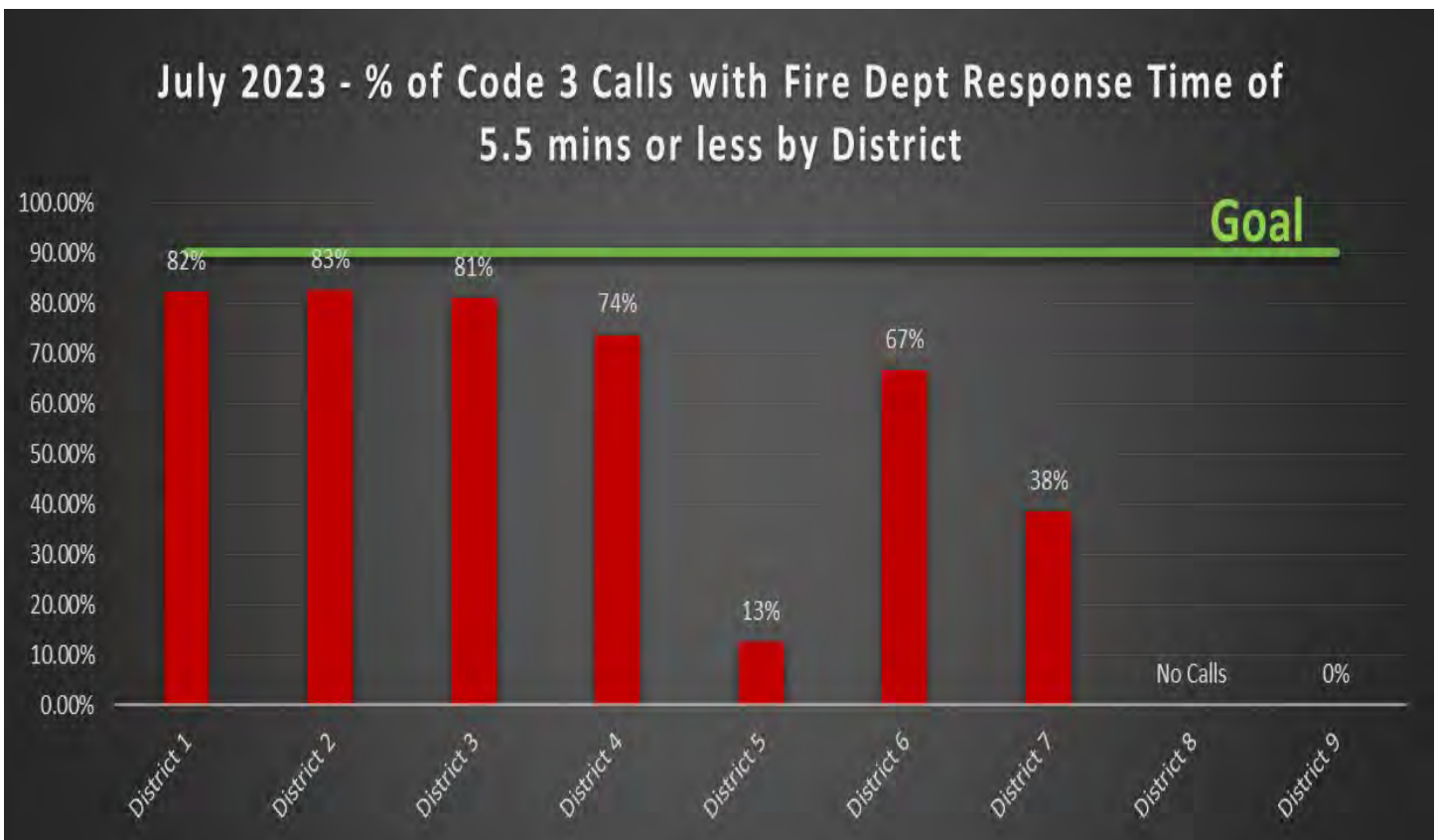
Top 10 NFIRS Call Types



All Calls By NFIRS Call Type	Incident Count
100 Fire, other	1
111 Building fire	3
113 Cooking fire, confined to container	1
118 Trash or rubbish fire, contained	1
131 Passenger vehicle fire (cars, pickups, SUV's)	3
140 OTHER Natural vegetation fire	1
142 Brush or brush-and-grass mixture fire	3
143 Grass fire	3
151 Outside rubbish, trash or waste fire	2
154 Dumpster or other outside trash receptacle fire	1
160 Special outside fire, other	1
162 Outside equipment fire	1
251 Excessive heat, scorch burns with no ignition	1
300 Rescue, EMS incident, other	1
311 Medical assist, assist EMS crew	193
322 Motor vehicle accident with injuries	15
323 Motor vehicle/pedestrian accident (MV Ped)	1
324 Motor vehicle accident with no injuries.	23
331 Lock-in (if lock out , use 511)	1
342 Search for person in water	1
353 Removal of victim(s) from stalled elevator	1
365 Watercraft rescue	1
400 Hazardous condition, other	2
411 Gasoline or other flammable liquid spill	1
412 Gas leak (natural gas or LPG)	13
413 Oil or other combustible liquid spill	1
440 Electrical wiring/equipment problem, other	1
441 Heat from short circuit (wiring), defective/worn	1
442 Overheated motor	1
444 Power line down	4
445 Arcing, shorted electrical equipment	3
511 Lock-out	2
531 Smoke or odor removal	1
542 Animal rescue	2
550 Public service assistance, other	2
550 Smoke Detector Battery Change/Install	6
551 Assist police or other governmental agency	1
553 Public service	4
611 Dispatched & canceled en route	24
622 No incident found on arrival at dispatch address	19
631 Authorized controlled burning	1
650 Steam, other gas mistaken for smoke, other	1
651 Smoke scare, odor of smoke	3
652 Steam, vapor, fog or dust thought to be smoke	1
700 False alarm or false call, other	1
730 System malfunction, other	1
733 Smoke detector activation due to malfunction	7
735 Alarm system sounded due to malfunction	17
736 CO detector activation due to malfunction	2
740 Unintentional transmission of alarm, other	2
743 Smoke detector activation, no fire - unintentional	3
744 Detector activation, no fire - unintentional	1
745 Alarm system activation, no fire - unintentional	13
746 Carbon monoxide detector activation, no CO	1
Grand Total	401

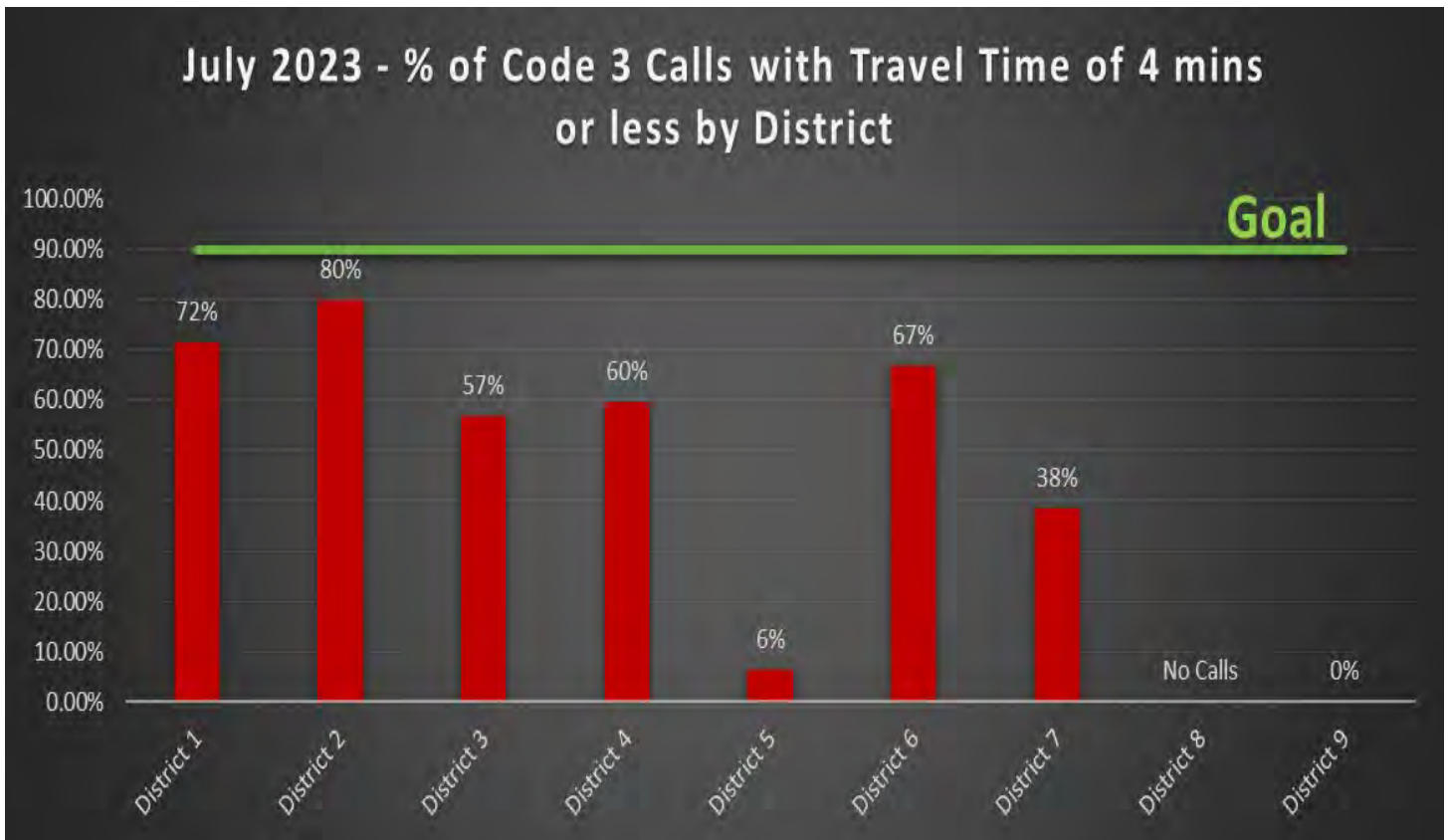
July 2023 Dispatch to Arrival Analysis

District	Total Number of Calls	Percent of Runs per District	Number of Calls in 5.5 mins or Less	Average FD Response Time Minutes	% in 5.5 min or less	Goal of 90%
District 1	102	31%	84	0:04:32	82%	90%
District 2	104	31%	86	0:04:28	83%	90%
District 3	37	11%	30	0:04:40	81%	90%
District 4	57	17%	42	0:04:39	74%	90%
District 5	16	5%	2	0:10:39	13%	90%
District 6	3	1%	2	0:05:02	67%	90%
District 7	13	4%	5	0:05:36	38%	90%
District 8	0	0%	0	0:00:00	No Calls	90%
District 9	1	0%	0	0:07:07	0%	90%
Department	333	100%	251	0:04:53	75%	90%



July 2023 Travel Times by District

District	Total Number of Calls	Percent of Runs per District	Number of Calls in 4 or Less	Average Travel Time Minutes	% in 4 min or less	Goal of 90%
District 1	102	31%	73	0:03:35	72%	90%
District 2	104	31%	83	0:03:26	80%	90%
District 3	37	11%	21	0:03:50	57%	90%
District 4	57	17%	34	0:03:47	60%	90%
District 5	16	5%	1	0:09:42	6%	90%
District 6	3	1%	2	0:03:57	67%	90%
District 7	13	4%	5	0:04:38	38%	90%
District 8	0	0%	0	0:00:00	No Calls	90%
District 9	1	0%	0	0:05:55	0%	90%
Department	333	100%	219	0:03:57	66%	90%





Total Dollar Losses

July 2023



City of Rockwall
The New Horizon

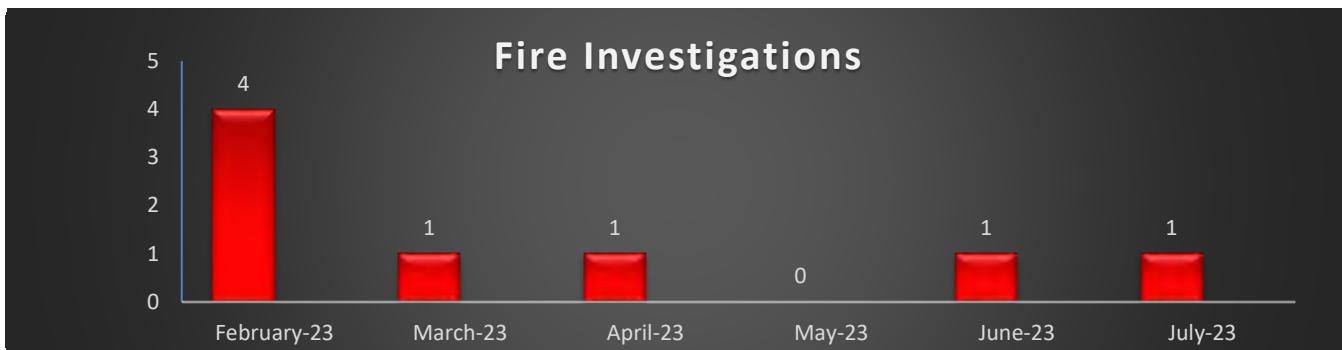
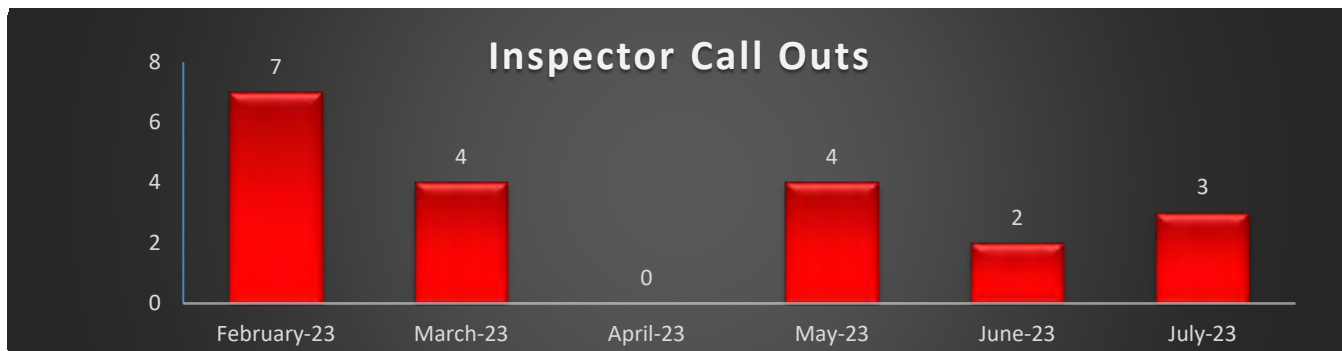
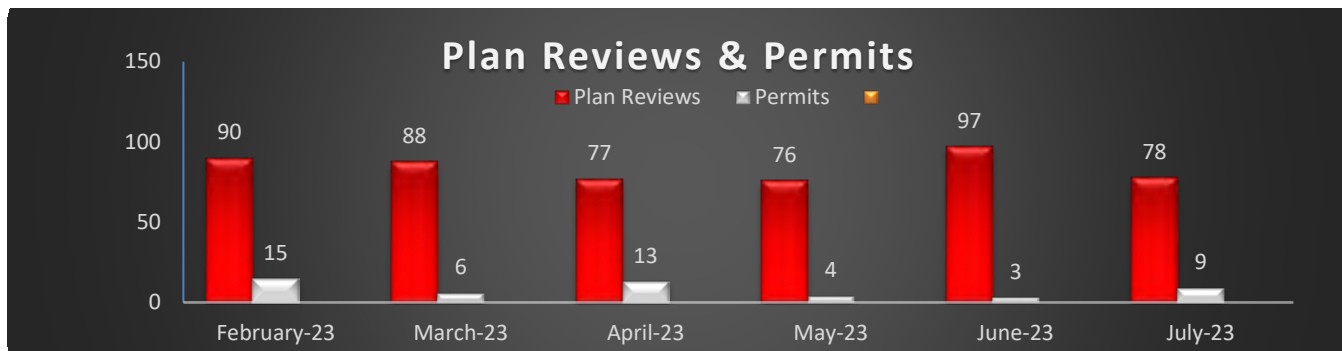
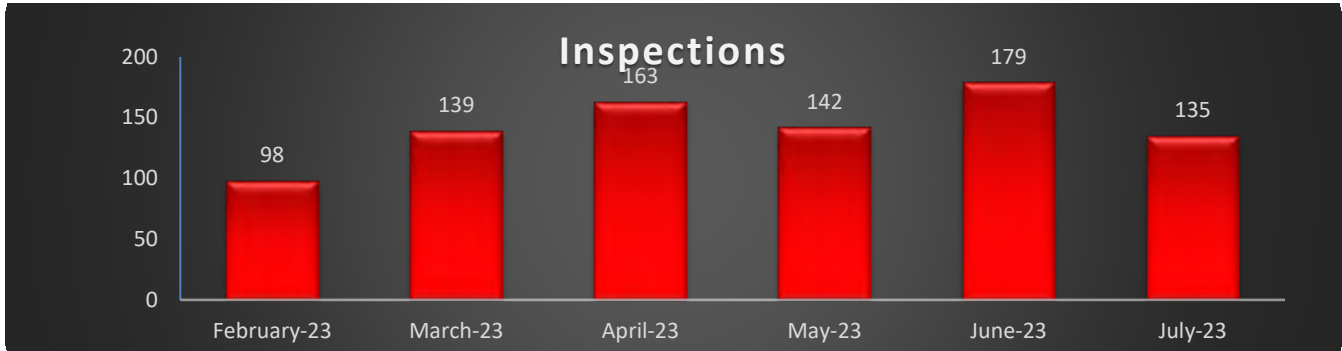
Rockwall Fire Department

Print Date/Time: 08/11/2023 08:53
Login ID: rck\ldgang
Layer: All
Areas: All

ORI Number: TX504
Incident Type: All
Station: All

	Current Month	Last Month	Same Month Last Year	Year To Date	Last Year To Date
Total Property Loss:	\$592,320.32	\$1,000.00	\$100,000.00	\$1,587,750.32	\$961,720.00
Total Content Loss:	\$284,073.75	\$1,000.00	\$25,000.00	\$1,999,173.75	\$870,000.00
Total Property Pre-Incident Value:	\$1,054,132.32	\$58,565,976.00	\$429,450.00	\$116,961,098.32	\$60,914,860.00
Total Contents Pre-Incident Value	\$405,092.19	\$10,000.00	\$50,000.00	\$24,628,920.19	\$21,790,000.00
Total Losses:	\$876,394.07	\$2,000.00	\$125,000.00	\$3,586,924.07	\$876,394.07
Total Value:	\$1,459,224.51	\$58,575,976.00	\$479,450.00	\$141,590,018.51	\$82,704,860.00

Fire Prevention, Education, & Investigations Division Monthly Report July 2023






Monthly Report July 2023



JULY 4 FIREWORKS
7000 ATTENDEES



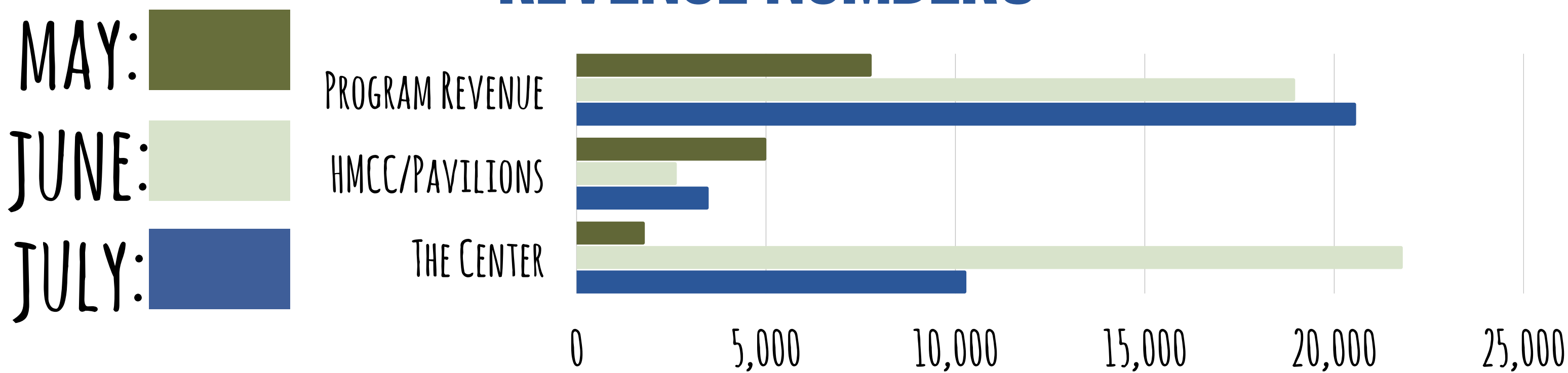
SENIOR LUNCHEON
70 ATTENDEES



FAMILY FUN FRIDAY
400 PARTICIPANTS



REVENUE NUMBERS



Upcoming:

Mother Son Dance	September 16, 2023
Rib Rub Run & Roll	October 7, 2023

PARKS PROJECT UPDATE – JULY 2023



LOFLAND TREES DOWN AND
CLEANUP



GLORIA WILLAIMS
FAN INSTALL



HARRY MYERS DISC GOLF
PREP FOR TOURNAMENT



THE HARBOR TAKELINE
CLEANUP

Other Projects

JULY EVENTS SET UP AND CLEAN UP

SQUABBLE CREEK UPGRADES AND REPAIRS

Rockwall Police Department

Monthly Activity Report

July-2023

ACTIVITY	CURRENT MONTH JULY	PREVIOUS MONTH JUNE	YTD 2023	YTD 2022	YTD % CHANGE
----------	------------------------------	-------------------------------	--------------------	--------------------	------------------------

PART 1 OFFENSES

Homicide / Manslaughter	0	0	0	0	0.00%
Sexual Assault	0	1	6	8	-25.00%
Robbery	1	1	8	7	14.29%
Aggravated Assault	4	1	16	21	-23.81%
Burglary	4	3	25	21	19.05%
Larceny	32	53	341	393	-13.23%
Motor Vehicle Theft	6	6	48	28	71.43%
TOTAL PART I	47	65	444	478	-7.11%
TOTAL PART II	120	105	848	913	-7.12%
TOTAL OFFENSES	167	170	1292	1391	-7.12%

ADDITIONAL STATISTICS

FAMILY VIOLENCE	9	8	69	54	27.78%
D.W.I.	13	19	88	110	-20.00%

ARRESTS

FELONY	35	30	187	173	8.09%
MISDEMEANOR	49	44	349	389	-10.28%
WARRANT ARREST	8	11	52	50	4.00%
JUVENILE	2	1	34	55	-38.18%
TOTAL ARRESTS	94	86	622	667	-6.75%

DISPATCH

CALLS FOR SERVICE	2569	2895	17763	13882	27.96%
-------------------	------	------	-------	-------	--------

ACCIDENTS

INJURY	1	1	10	28	-64.29%
NON-INJURY	94	80	606	513	18.13%
FATALITY	0	1	1	2	-50.00%
TOTAL	95	82	617	543	13.63%

FALSE ALARMS

RESIDENT ALARMS	62	60	334	318	5.03%
BUSINESS ALARMS	150	141	1002	1079	-7.14%
TOTAL FALSE ALARMS	212	201	1336	1397	-4.37%
Estimated Lost Hours	139.92	132.66	881.76	922.02	-4.37%
Estimated Cost	\$3,328.40	\$3,155.70	\$20,975.20	\$21,932.90	-4.37%

ROCKWALL NARCOTICS UNIT

	Number of Cases	1
	Arrests	0
	Arrest Warrants	0
	Search Warrants	0
	Seized	
THC Oil	14 grams	

Rockwall Police Department

Dispatch and Response Times

July 2023

Police Department

Average Response Time		
Priority 1		Number of Calls 182
Call to Dispatch	0:00:56	
Call to Arrival	0:05:29	
% over 7 minutes	26%	
Average Response Time		
Priority 2		Number of Calls 1133
Call to Dispatch	0:02:34	
Call to Arrival	0:08:56	
% over 7 minutes	14%	
Average Response Time		
Priority 3		Number of Calls 51
Call to Dispatch	0:03:41	
Call to Arrival	0:10:48	
% over 7 minutes	39%	

Average dispatch response time goals are as follows:

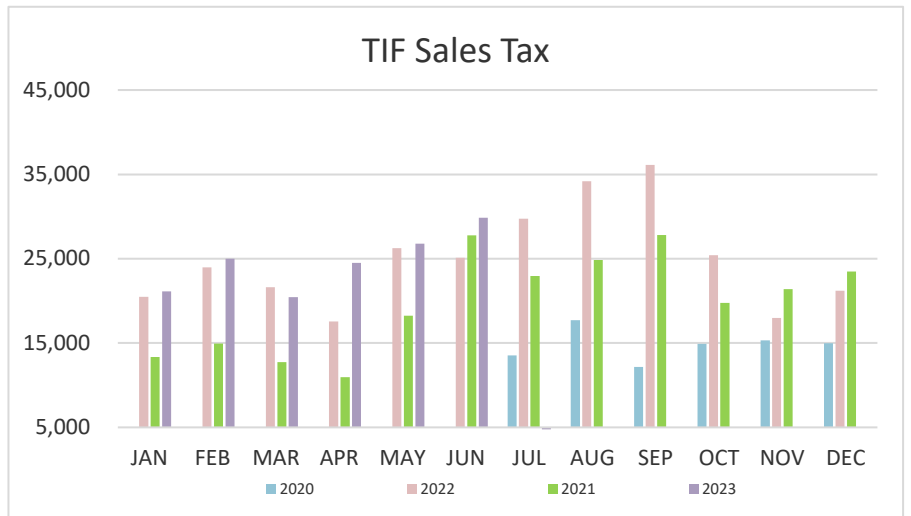
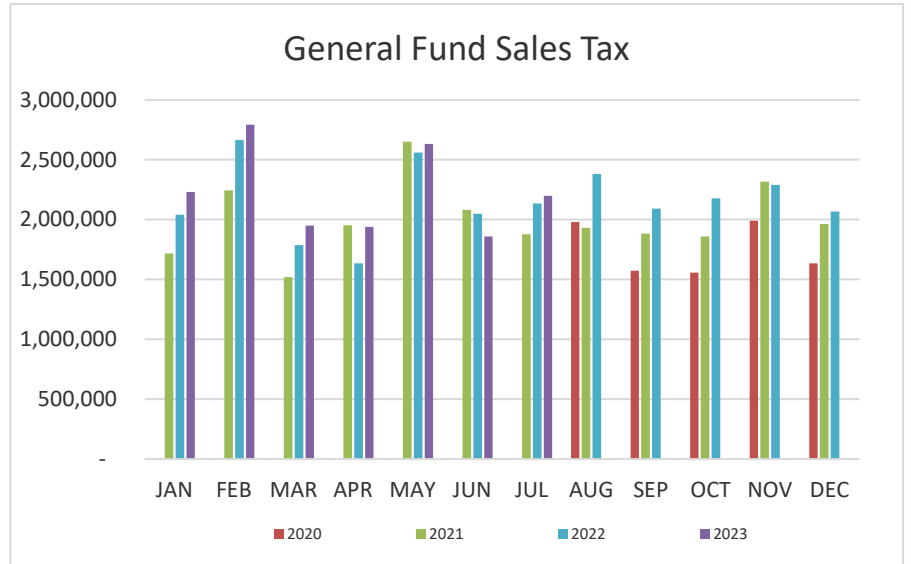
Priority 1: 1 Minute

Priority 2: 1 Minute, 30 Seconds

Priority 3: 3 Minutes

Sales Tax Collections - Rolling 36 Months

	<u>General Fund</u>	<u>TIF</u>
	<u>Sales Tax</u>	<u>Sales Tax</u>
Jun-20	1,345,598	5,881
Jul-20	1,376,026	13,529
Aug-20	1,979,539	17,706
Sep-20	1,573,352	12,179
Oct-20	1,558,570	14,888
Nov-20	1,989,955	15,299
Dec-20	1,634,280	14,994
Jan-21	1,718,364	13,341
Feb-21	2,244,778	14,935
Mar-21	1,521,031	12,738
Apr-21	1,952,165	10,954
May-21	2,651,412	18,252
Jun-21	2,080,645	27,773
Jul-21	1,877,982	22,940
Aug-21	1,930,521	24,860
Sep-21	1,882,276	27,803
Oct-21	1,860,016	19,744
Nov-21	2,317,862	21,385
Dec-21	1,963,345	23,464
Jan-22	2,040,002	20,495
Feb-22	2,664,185	23,976
Mar-22	1,786,902	21,605
Apr-22	1,633,850	17,548
May-22	2,559,349	26,254
Jun-22	2,050,066	25,127
Jul-22	2,135,457	29,738
Aug-22	2,381,510	34,190
Sep-22	2,092,217	36,105
Oct-22	2,177,040	25,420
Nov-22	2,291,130	17,990
Dec-22	2,068,593	21,213
Jan-23	2,231,654	21,134
Feb-23	2,792,696	24,982
Mar-23	1,949,994	20,438
Apr-23	1,938,490	24,487
May-23	2,631,033	26,766
Jun-23	1,859,485	29,862
Jun-23	2,199,845	TBD



Notes:
 75% of total sales tax collected is deposited to the General Fund each month
 Comptroller tracks sales tax generated in the TIF and reports it monthly
 75% of TIF sales tax (city share) is pledged to the TIF

26549298
8849766

25,484,760
8,494,919.85

Monthly Water Consumption - Rolling 27 Months

	<u>Total Gallons</u>	<u>Daily Average</u>	<u>Maximum Day</u>
May-21	247,421,005	7,981,324	10,400,411
Jun-21	342,904,230	11,430,141	16,988,604
Jul-21	446,687,809	14,409,284	17,918,524
Aug-21	486,443,590	15,691,730	18,928,160
Sep-21	377,898,464	17,173,544	19,016,086
Oct-21	293,280,384	11,880,576	15,338,545
Nov-21	280,398,508	9,346,618	12,584,820
Dec-21	262,730,021	8,475,163	10,313,293
Jan-22	245,557,172	7,921,199	10,742,941
Feb-22	211,955,941	7,569,855	10,394,759
Mar-22	256,035,618	8,529,214	10,544,988
Apr-22	281,707,217	9,390,241	11,718,730
May-22	356,050,664	11,485,506	15,634,756
Jun-22	496,374,560	16,545,820	21,414,344
Jul-22	679,705,160	21,925,974	24,474,168
Aug-22	534,145,350	17,230,494	23,206,750
Sep-22	434,247,536	14,474,915	17,617,728
Oct-22	421,229,833	13,588,058	17,692,206
Nov-22	228,795,657	7,626,522	11,187,251
Dec-22	249,341,535	8,043,275	12,260,392
Jan-23	243,528,725	7,855,765	11,040,666
Feb-23	198,103,255	7,075,116	8,544,708
Mar-23	220,326,930	7,107,320	10,825,669
Apr-23	292,874,560	9,762,486	13,280,734
May-23	355,482,851	11,467,189	16,032,988
Jun-23	491,086,630	16,369,555	21,693,510
Jul-23	587,439,800	18,949,672	23,599,534

Source: SCADA Monthly Reports generated at the Water Pump Stations

